

PARTS CATALOGUE
MODEL YEAR 2001
FZ1
FZS1000N (5LV5) U49

STARTING VIN (5LV5): JYARN07E*1A000007 and following
STARTING VIN (5LV?): JYARN07Y* TBA

Color Code		Color Name	Abbreviation
564	5815U	DEEP PURPLISH BLUE METALLIC C	DPBMC
04B	5492UL/ 5492-1U/1492U	BLACK 2	BL2

OWNERS LIT-11626-14-48
ASSEMBLY LIT-11666-14-48
SERVICE LIT-11616-14-48

FOREWORD

-INTRODUCTION- To The Yamaha Parts Fiche

This parts fiche lists parts and sub-assemblies for the FZS1000N/NC. When preparing a parts order, please refer to the most recently updated microfiche for this model.

THE YAMAHA PARTS FICHE

SYMBOLS

[]	Inactive, no longer available
U.R.	Use size (thickness) and/or number as required
U.N.	Use as many as you need
T	Number of teeth in a gear
V	Voltage for light bulbs
S	"S" type oil seal or "S" type circlip
SD,SO,SW	"SD", "SO", or "SW" type oil seal
E,R	"E" or "R" type circlip
F/No.	Frame No. (Applicable Machine No.)
L.M.	Locally made
O.L.	Obtain locally
AP	Alternate Part

SUPERSEDED PART NUMBERS

If part 'A' has been superseded by part 'B', the superseding part number "B" will appear in the part number listing with the superseded part number "A" appearing in parentheses immediately following the description.

EXAMPLE:

Ref. No.	Part No.	Description	Qty.
	(Part 'B')	(Part 'A')	
8	123-45678-00-00	CYLINDER (111-12345-00-00)	1

A part that has been supersede to a kit may be identified by a 99999-00000-00 part number appearing in the part number column. The old superseded part number will appear in parentheses immediately following the description. Listed directly below the 99999 part number will be those parts making up the kit. The description of the parts making up the kit will be preceded by a small black dot (.) and the description will be indented one letter space.

EXAMPLE:

Ref. No.	Part No.	Description	Qty.
8	99999-12345-00	CYLINDER (111-12345-00-00)	1
	234-56789-00-00	• HEAD, CYLINDER	1

SIZES

Except for steel balls (ball sizes are indicated in inches), all parts sizes are indicated in millimeters as in the following examples:

Hose (Rubber or Vinyl)	Inside Diameter - Length
O-Ring	Section Area - Inside Diameter
Washer, Shim, Collar.....	Inside Diameter - Outside Diameter Thickness (Length)

ASSEMBLIES AND COMPONENT PARTS

Assemblies and their component parts, are identified by an indention of one letter space, and the description is preceded by a dot (.). If two main assemblies are listed, and have the same basic description (i.e.: left and right sides of the same assembly), one will immediately follow the other. If each of these main assemblies is made up of almost the same components, these component parts will be listed immediately under the second main assembly line and will be indicated, as noted above.

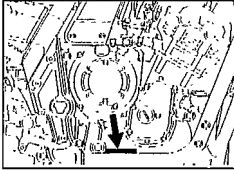
If the component is the same for both main assemblies, the quantity indicated will be the total required. If the component is not the same for both main assemblies, the quantity for each separate item will be listed separately.

EXAMPLE:

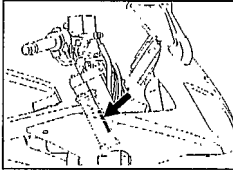
Description	Qty
CARBURETOR ASSY, LEFT	1
CARBURETOR ASSY, RIGHT	1
. JET, PILOT	2
. NOZZLE, MAIN	2
. LEVER, STARTER, LEFT	1
. LEVER, STARTER, RIGHT	1

APPLICABLE SERIAL NO.

(1) Engine Serial No.



(2) Frame Serial No.

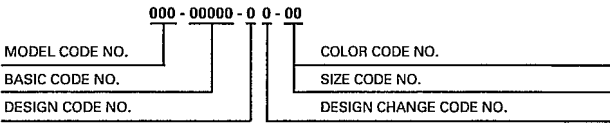


FOREWORD

THE YAMAHA PART NUMBER

The Yamaha part number consists of 12 digits. Each number represents a specific piece of information relating to a replacement part. The following is a guide for reading and interpreting the Yamaha part number.

BASIC PART NUMBER CONFIGURATION:



MODEL CODE NUMBER

FIRST THREE DIGITS . . . 000-00000-00-00

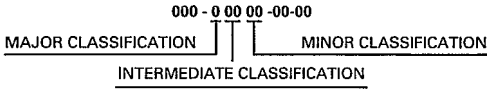
Every model in each Yamaha product line is assigned a model number to identify that particular model. All component parts are given the model code number relating to the model on which they were first used.

Example: 4DU-00000-00-00 identifies the XJ600SE.
3FA-00000-00-00 identifies the YFA1E.

BASIC CODE NUMBER

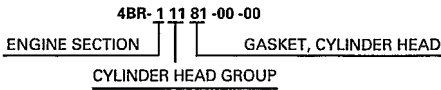
MIDDLE FIVE DIGITS . . . 000-00000-00-00

These "Middle Five Digits" indicate the type of part i.e., piston, rings, lower units, etc. The five digits are broken down as follows:



The "Major Classification" indicates the section to which the parts belong, i.e., engine, electrical etc. The "Intermediate" and "Minor Classifications" indicate more specific details.

Example:



DESIGN CODE NUMBER: 000-00000-00-00

The design code distinguishes like component parts from one another when specification differences are involved. For example, distinguishing a standard size piston ring from an oversized piston ring.

Example:

4BR-11610- 0 0-00 Standard Piston Ring Set for XJ600SE
4BR-11610- 2 0-00 Oversize Piston Ring Set for XJ600SE

DESIGN CHANGE CODE NUMBER: 000-00000-00-00

This code number is used to identify a difference between a new component part and old one when a new part is created by changing the old one.

Example: YFZ350E

2GU-11610-0 0 -00 PISTON RING SET, STD. - ORIGINAL
2GU-11610-0 1 -00 PISTON RING SET, STD. - FIRST DESIGN CHANGE

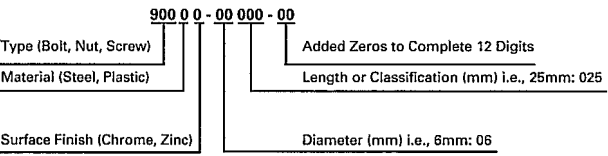
Only major changes to performance, durability, quality, appearance, cost or interchangeability will affect a part number change.

COLOR CODE & SIZE CODE NUMBER: 000-00000-00-00

When applicable, the last two digits of the part number identify:

1. Color Code: The painted color or type of plating or surface treatment used on certain parts.
2. Size Code: The last two digits are also used to show the size of parts (mm). Such as the thickness of shims or the size of pistons.

HARDWARE (Fastener) PART NUMBER CONFIGURATION:



TYPE:

A fastener part number always begins with the number "9" followed by either a 0, 1, 2, 3, 4, 5, 6, 7 or 8 designating one of eight major divisions within this group.

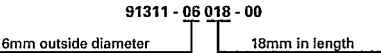
FOREWORD

Example:

- 9 0 000-00000-00 "0" designates various types.
- 9 1 000-00000-00 "1" designates bolts, cotter pins, etc.
- 9 2 000-00000-00 "2" designates screw, nuts, etc.
- 9 3 000-00000-00 "3" designates oil seals, o-rings, bearings, etc.
- 9 4 000-00000-00 "4" designates spark plugs.
- 9 5 000-00000-00 "5" designates bolts and nuts.
- 9 7 000-00000-00 "7" designates ISO bolts.
- 9 8 000-00000-00 "8" designates ISO screws and nuts.

The only major divisions which the mechanic should become familiar with are those related to the general hardware (nuts, bolts, and washers), since these are the most commonly used and most often replaced items. By knowing how to interpret the part number, the dimensions of a piece of hardware can be determined. This can be very helpful during major engine repair, and general parts replacement.

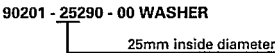
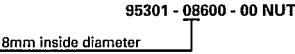
BOLT EXAMPLE:



EXCEPTION:

It is NOT possible to identify the LENGTH of bolts having a 901 prefix. Only the bolt diameter can be identified with this number.

NUT AND WASHER EXAMPLE:



-MODEL LABEL-

A label called "Model Label" is affixed in the location as indicated in (3) below. When using this parts catalogue, please be sure to cross-reference the "model code - production code No." in the catalogue to the "model code - production code No." indicated on the Model Label affixed onto the product concerned.

"MODEL LABEL" INDICATION

1
xxxx - xxx
3
x

2
xxx

1 Model Type Code

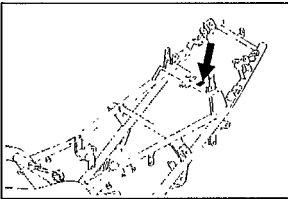
2 Production Code Nol

3 Coloring Type

○ 4TW1-010

● A

MODEL LABEL AFFIXING LOCATION



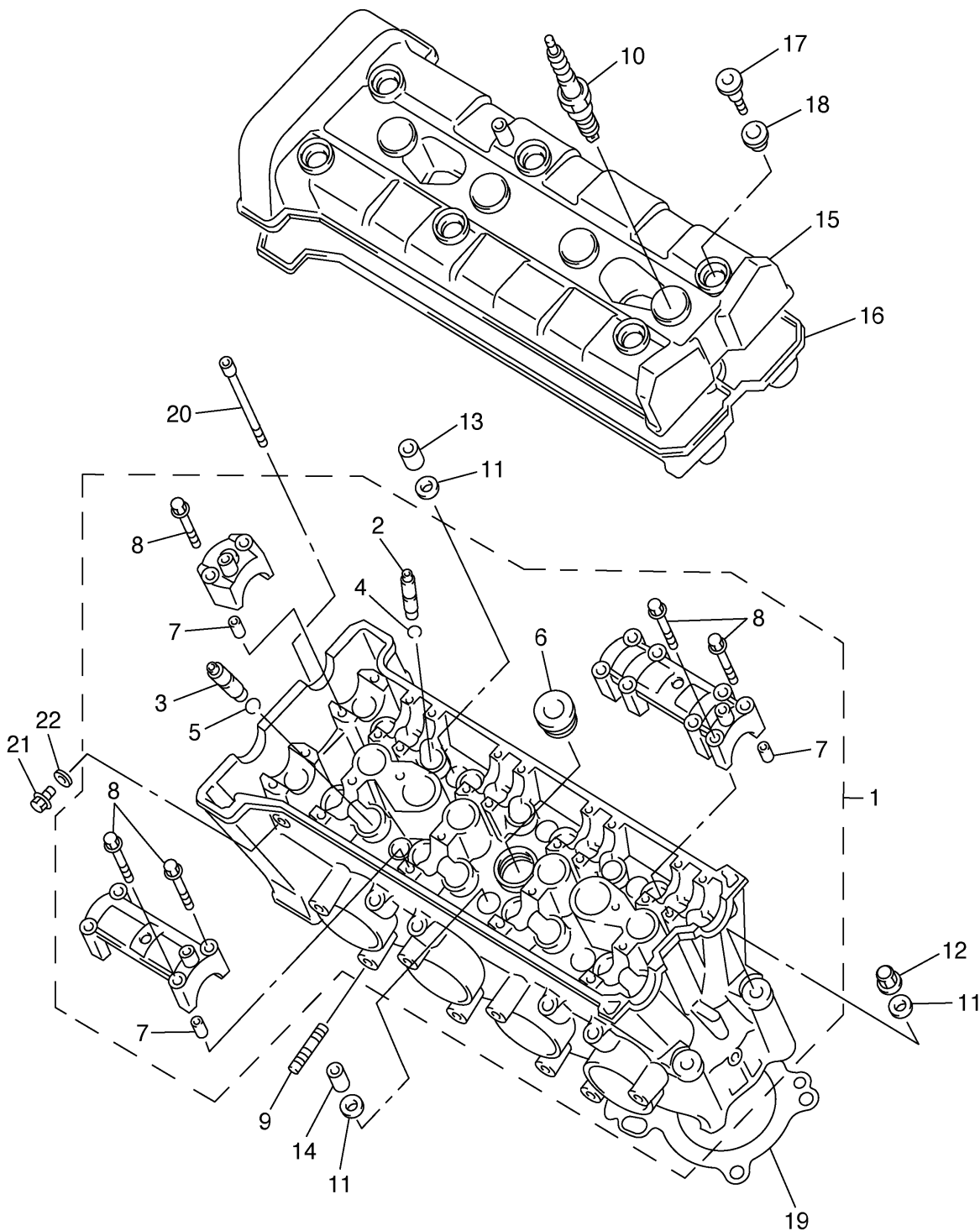
MODEL CODE - PRODUCTION CODE NUMBER OF MODEL LISTED IN THIS PARTS CATALOG

Model Code	Production Code No.	Country (destination)
5LV5	010	U49



5LV1300-1010

FZS1000N_C

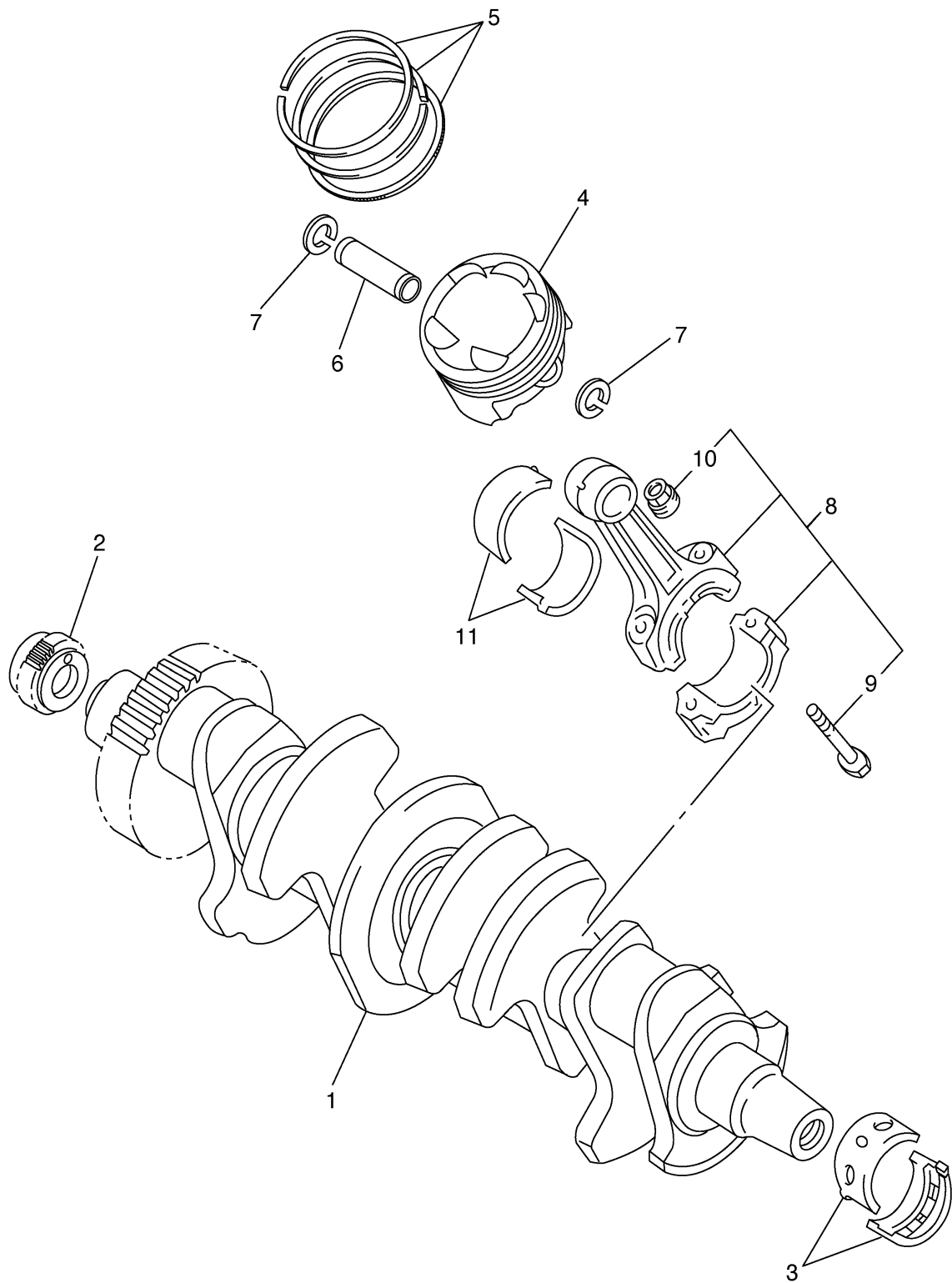


CYLINDER

Ref. No.	Part Number	Description	Qty	Remarks
1	5LV-11101-00-00	CYLINDER HEAD ASSY	1	
2	3TJ-11133-10-00	. GUIDE, INTAKE VALVE	12	
3	1WG-11133-11-00	. GUIDE, INTAKE VALVE	8	
4	93440-07149-00	. CIRCLIP	12	
5	93440-10153-00	. CIRCLIP	8	
6	90340-27129-00	. PLUG, STRAIGHT SCREW ...	1	
7	91808-16023-00	. PIN, DOWEL	12	
8	90105-06026-00	. BOLT, WASHER BASED	28	
9	95617-08625-00	BOLT, STUD	8	
10	NGK-CR9E0-00-00	PLUG, SPARK (NGK R CR9E) .	4	UR
11	90201-10013-00	WASHER, PLATE	10	
12	90176-10075-00	NUT, CROWN	2	
13	90179-10006-00	NUT	3	
14	90179-10414-00	NUT	5	
15	5LV-11191-00-00	COVER, CYLINDER HEAD 1 ..	1	
16	5LV-11193-00-00	GASKET, HEAD COVER 1	1	
17	90109-066F0-00	BOLT	6	
18	4KG-1111G-00-00	RUBBER, MOUNT 1	6	
19	5LV-11181-00-00	GASKET, CYLINDER HEAD 1 .	1	
20	91314-06060-00	BOLT	2	
21	95024-06012-00	BOLT, FLANGE	1	
22	90430-06014-00	GASKET	1	

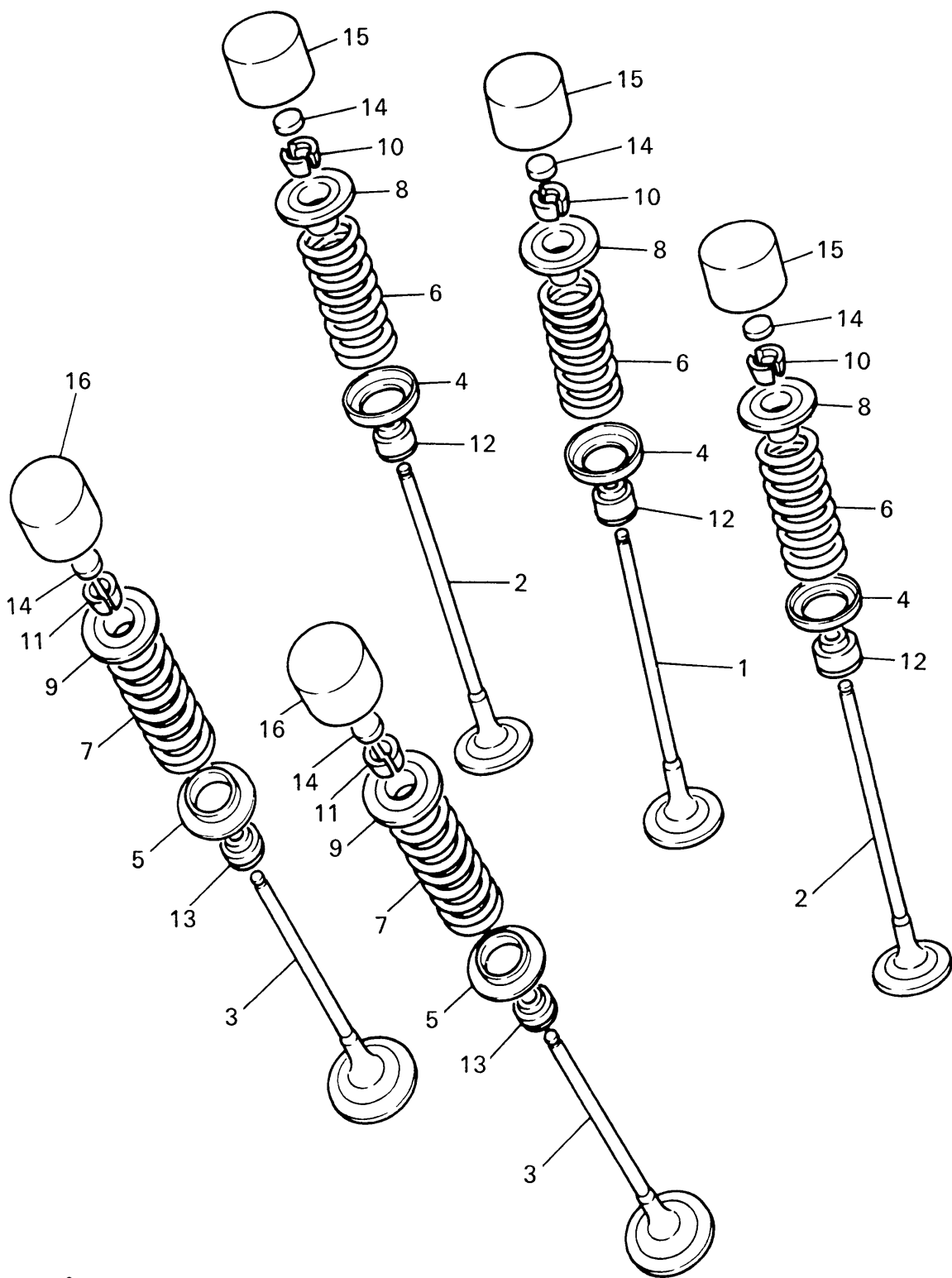


5LV1300-1020



CRANKSHAFT. PISTON

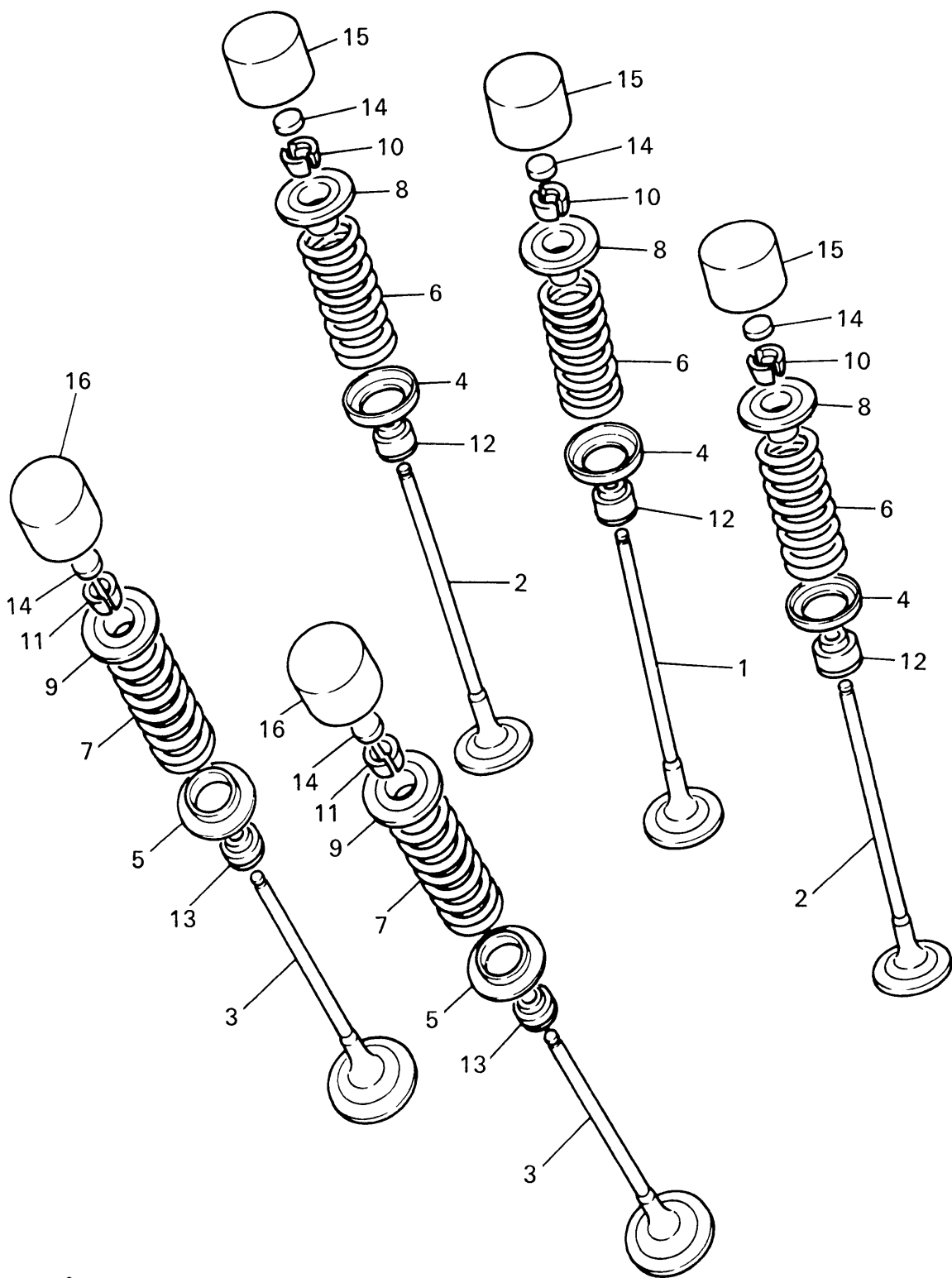
Ref. No.	Part Number	Description	Qty	Remarks
1	5LV-11411-00-00	CRANKSHAFT	1	
2	4XV-11549-00-00	SPROCKET, CAM CHAIN	1	
3	3GM-11416-00-00	PLANE BEARING, CRANKSHAFT 1	10	UR BLUE
	3GM-11416-10-00	PLANE BEARING, CRANKSHAFT 1	10	UR BLACK
	3GM-11416-20-00	PLANE BEARING, CRANKSHAFT 1	10	UR BROWN
	3GM-11416-A0-00	PLANE BEARING, CRANKSHAFT 1	10	UR WHITE
	3GM-11416-B0-00	PLANE BEARING, CRANKSHAFT 1	10	UR PURPLE
4	4XV-11631-00-00	PISTON (STD)	4	
5	5LV-11603-00-00	PISTON RING SET (STD)	4	
6	4XV-11633-00-00	PIN, PISTON	4	
7	90468-12069-00	CLIP	8	
8	4XV-11650-00-00	CONNECTING ROD ASSY	4	
9	4XV-11654-00-00	. BOLT, CONNECTING ROD ..	2	
10	90179-08327-00	. NUT	2	
11	3GM-11656-00-00	PLANE BEARING, CONNECTING ROD	8	UR BLUE
	3GM-11656-10-00	PLANE BEARING, CONNECTING ROD	8	UR BLACK
	3GM-11656-A0-00	PLANE BEARING, CONNECTING ROD	8	UR WHITE
	3GM-11656-B0-00	PLANE BEARING, CONNECTING ROD	8	UR PURPLE



VALVE

Ref. No.	Part Number	Description	Qty	Remarks
1	4XV-12111-00-00	VALVE, INTAKE	4	
2	4XV-12112-00-00	VALVE, INTAKE 2	8	
3	5LV-12121-00-00	VALVE, EXHAUST	8	
4	1HX-12116-00-00	SEAT, VALVE SPRING	12	
5	3GM-12126-00-00	SEAT, VALVE SPRING 2	8	
6	4XV-12113-00-00	SPRING, VALVE INNER	12	
7	4XV-12114-00-00	SPRING, VALVE OUTER	8	
8	1HX-12117-00-00	RETAINER, VALVE SPRING ..	12	
9	1WG-12117-00-00	RETAINER, VALVE SPRING ..	8	
10	1HX-12118-00-00	COTTER, VALVE	24	
11	1WG-12118-00-00	COTTER, VALVE	16	
12	4TV-12119-00-00	SEAL, VALVE STEM	12	
13	4SV-12119-00-00	SEAL, VALVE STEM	8	
14	1HX-12168-00-00	PAD, ADJUSTING 2 (1.20)	20	UR
	1HX-12168-20-00	PAD, ADJUSTING 2 (1.25)	20	UR
	1HX-12168-40-00	PAD, ADJUSTING 2 (1.30)	20	UR
	1HX-12168-60-00	PAD, ADJUSTING 2 (1.35)	20	UR
	1HX-12168-80-00	PAD, ADJUSTING 2 (1.40)	20	UR
	1HX-12168-A0-00	PAD, ADJUSTING 2 (1.45)	20	UR
	1HX-12168-F0-00	PAD, ADJUSTING 2 (1.50)	20	UR
	1HX-12168-H1-00	PAD, ADJUSTING 2 (1.55)	20	UR
	1HX-12168-K1-00	PAD, ADJUSTING 2 (1.60)	20	UR
	1HX-12168-M1-00	PAD, ADJUSTING 2 (1.65)	20	UR
	1HX-12168-R1-00	PAD, ADJUSTING 2 (1.70)	20	UR
	1HX-12168-U1-00	PAD, ADJUSTING 2 (1.75)	20	UR
	1HX-12168-W1-00	PAD, ADJUSTING 2 (1.80)	20	UR
	1HX-12168-Y1-00	PAD, ADJUSTING 2 (1.85)	20	UR
	1HX-12169-11-00	PAD, ADJUSTING 2 (1.90)	20	UR
	1HX-12169-31-00	PAD, ADJUSTING 2 (1.95)	20	UR

CONTINUED ON NEXT FRAME ➤

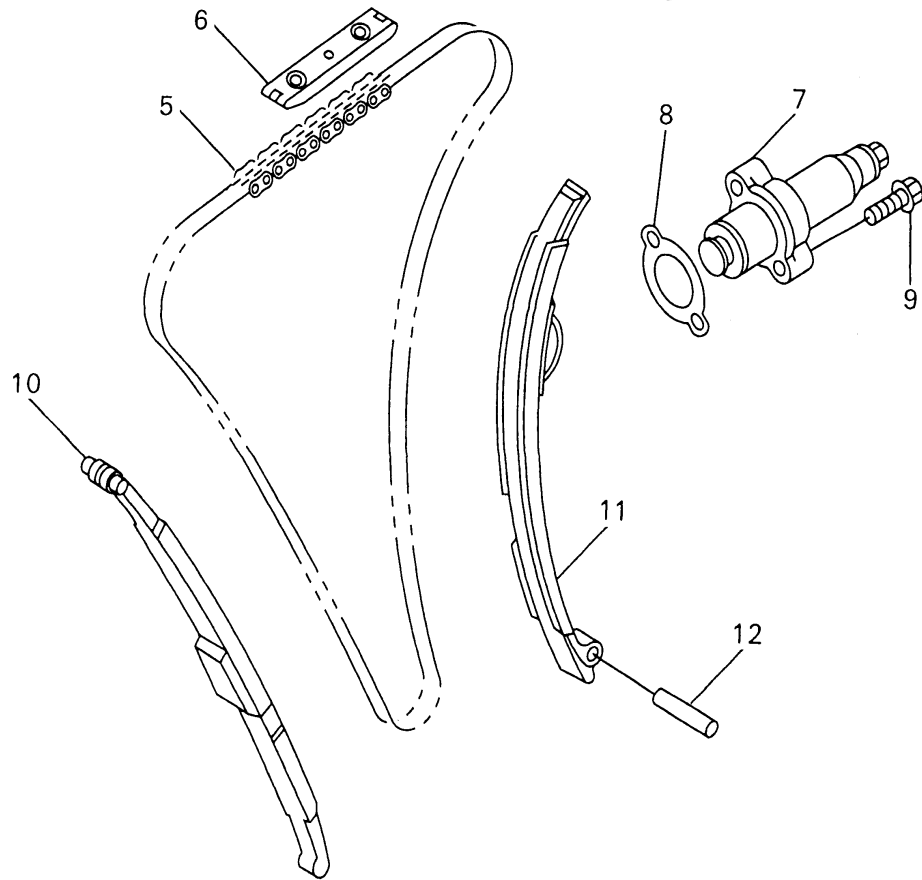
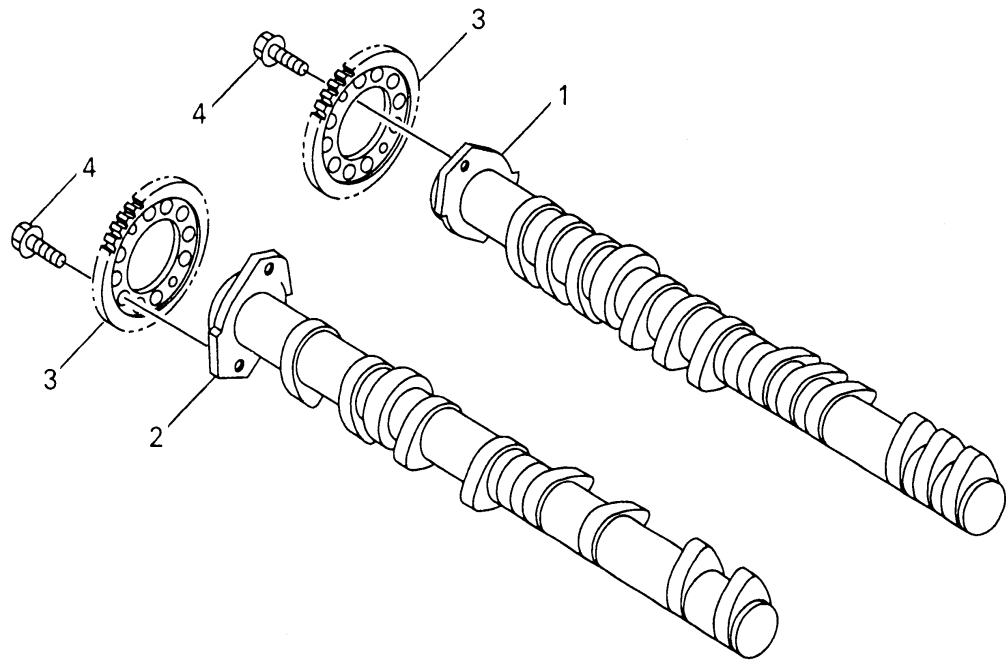


VALVE

Ref. No.	Part Number	Description	Qty	Remarks
14	1HX-12169-50-00	PAD, ADJUSTING 2 (2.00)	20	UR
	1HX-12169-70-00	PAD, ADJUSTING 2 (2.05)	20	UR
	1HX-12169-90-00	PAD, ADJUSTING 2 (2.10)	20	UR
	1HX-12169-E0-00	PAD, ADJUSTING 2 (2.15)	20	UR
	1HX-12169-G0-00	PAD, ADJUSTING 2 (2.20)	20	UR
	1HX-12169-J0-00	PAD, ADJUSTING 2 (2.25)	20	UR
	1HX-12169-L0-00	PAD, ADJUSTING 2 (2.30)	20	UR
	1HX-12169-N0-00	PAD, ADJUSTING 2 (2.35)	20	UR
	1HX-12169-T0-00	PAD, ADJUSTING 2 (2.40)	20	UR
15	3LN-12153-00-00	LIFTER, VALVE	12	UR BLACK
	3LN-12153-10-00	LIFTER, VALVE	12	UR YELLOW
	3LN-12153-20-00	LIFTER, VALVE	12	UR BLUE
	3LN-12153-30-00	LIFTER, VALVE	12	UR RED
16	3FV-12153-00-00	LIFTER, VALVE	8	UR BLACK
	3FV-12153-10-00	LIFTER, VALVE	8	UR YELLOW
	3FV-12153-20-00	LIFTER, VALVE	8	UR BLUE
	3FV-12153-30-00	LIFTER, VALVE	8	UR



4XV352-8030

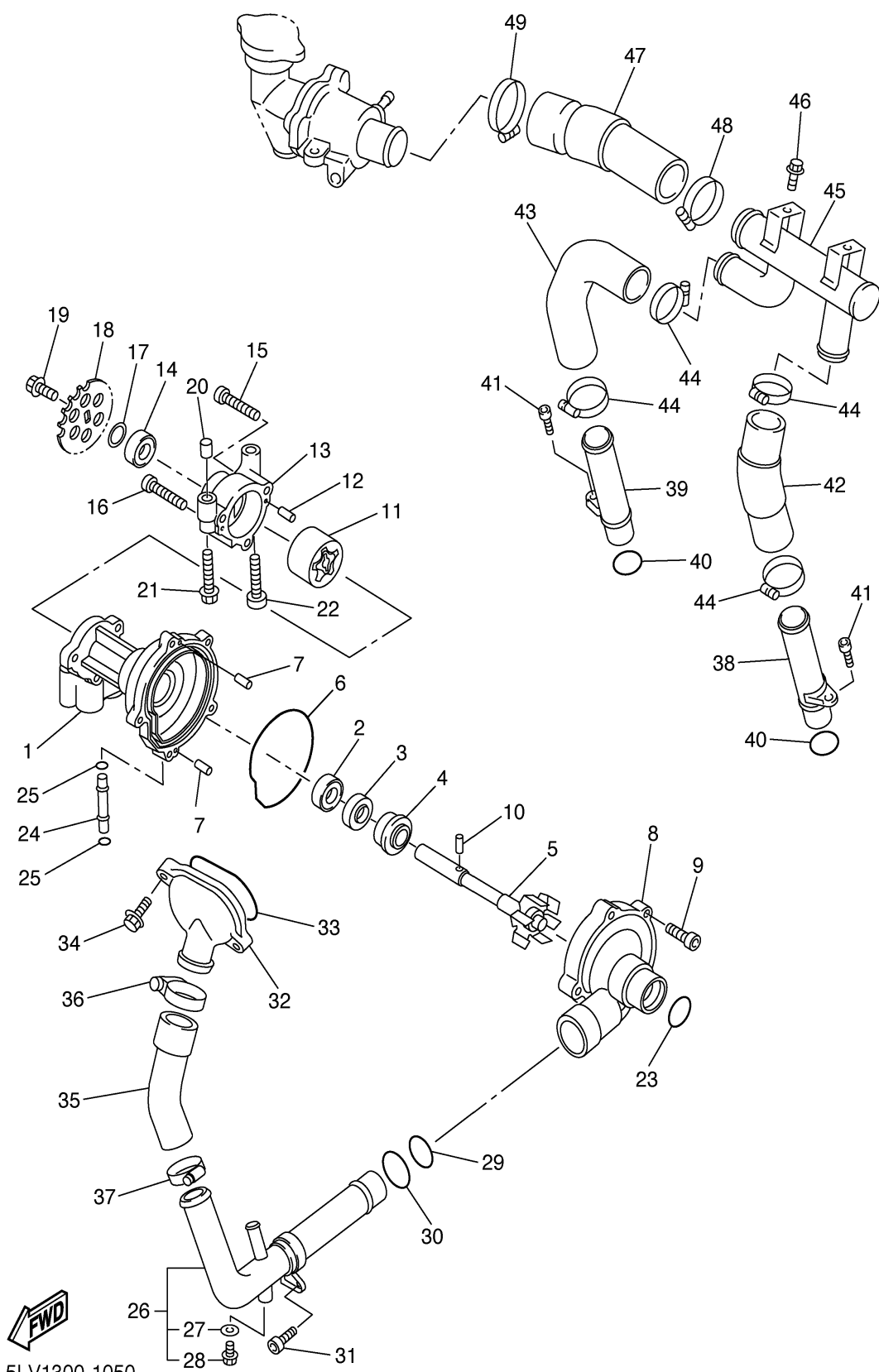


CAMSHAFT. CHAIN

Ref. No.	Part Number	Description	Qty	Remarks
1	5JJ-12171-00-00	CAMSHAFT 1	1	
2	5JJ-12181-00-00	CAMSHAFT 2	1	
3	4XV-12176-00-00	SPROCKET, CAM CHAIN	2	
4	90105-07342-00	BOLT, WASHER BASED	4	
5	94591-49130-00	CHAIN	1	
6	5BE-12241-00-00	GUIDE, STOPPER 2	1	
7	5LV-12210-00-00	TENSIONER ASSY, CAM CHAIN	1	
8	4FM-12213-00-00	GASKET, TENSIONER CASE ..	1	
9	95024-06025-00	BOLT, FLANGE	2	
10	4XV-12251-00-00	DAMPER, CHAIN 1	1	
11	4XV-12252-00-00	DAMPER, CHAIN 2	1	
12	93607-44190-00	PIN, DOWEL	1	



5LV1300-1040



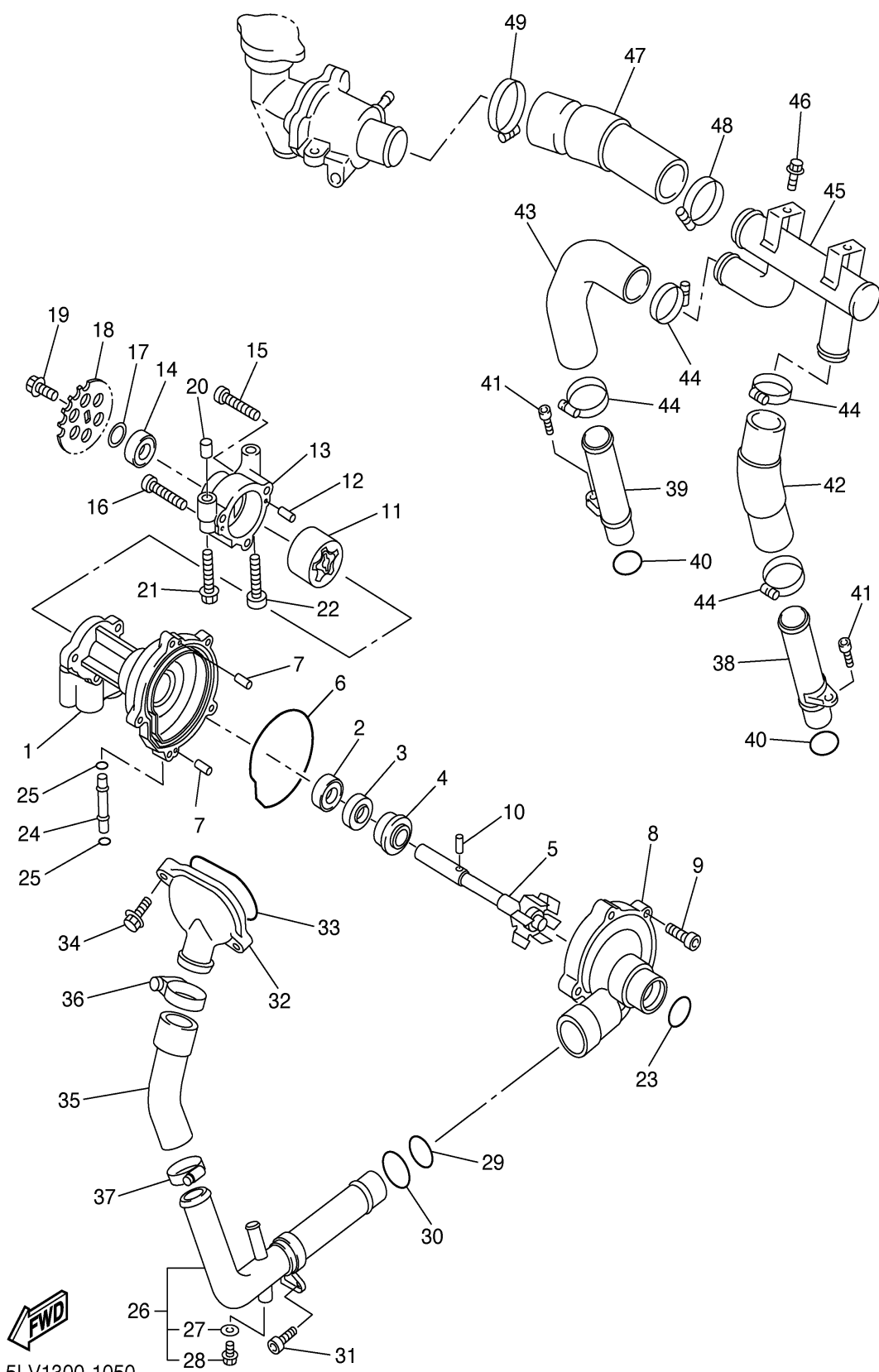
5LV1300-1050

FZS1000N_C

WATER PUMP

Ref. No.	Part Number	Description	Qty	Remarks
1	4XV-12421-00-00	HOUSING, WATER PUMP	1	
2	93306-00106-00	BEARING	1	
3	93102-12372-00	OIL SEAL	1	
4	11H-12438-00-00	SEAL, MECHANICAL	1	
5	4XV-12450-00-00	IMPELLER SHAFT ASSY	1	
6	4XV-12439-00-00	O-RING	1	
7	93604-10011-00	PIN, DOWEL	2	
8	4XV-12422-00-00	COVER, HOUSING	1	
9	91317-06025-00	BOLT	5	
10	93603-17070-00	PIN, DOWEL	1	
11	4XV-13310-00-00	ROTOR ASSY 1	1	
12	93603-12007-00	PIN, DOWEL	2	
13	4XV-13336-00-00	HOUSING, ROTOR	1	
14	93306-00106-00	BEARING	1	
15	91317-06035-00	BOLT	2	
16	91317-06040-00	BOLT	1	
17	90201-12541-00	WASHER, PLATE	1	
18	4XV-13355-00-00	SPROCKET, DRIVEN	1	
19	90105-06154-00	BOLT, WASHER BASED	1	
20	91808-30031-00	PIN, DOWEL	1	
21	95817-06045-00	BOLT, FLANGE	1	
22	91317-06045-00	BOLT	1	
23	93210-357A2-00	O-RING	1	
24	4XV-12485-00-00	PIPE 5	1	
25	93210-06667-00	O-RING	2	
26	5LV-12481-00-00	PIPE 1	1	
27	90430-06014-00	. GASKET	1	
28	90153-06029-00	. SCREW, HEXAGON	1	
29	93210-235A1-00	O-RING	1	

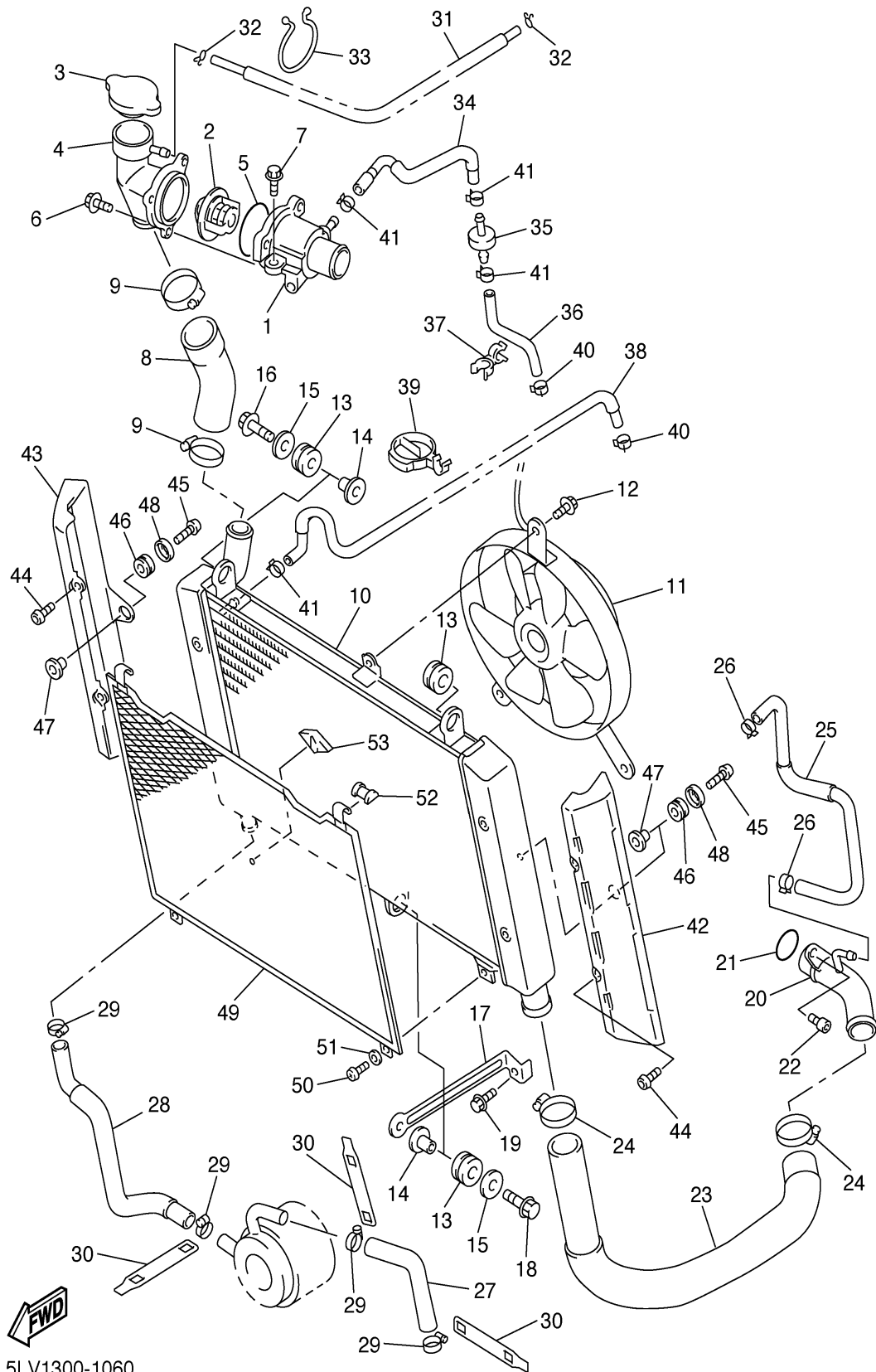
CONTINUED ON NEXT FRAME ➤



WATER PUMP

Ref. No.	Part Number	Description	Qty	Remarks
30	93210-27370-00	O-RING	1	
31	90110-06226-00	BOLT, HEXAGON SOCKET HEAD	1	
32	4XV-12469-00-00	JOINT 1	1	
33	93210-47675-00	O-RING	1	
34	95024-06020-00	BOLT, FLANGE	2	
35	4XV-12576-00-00	HOSE 1	1	
36	90450-38040-00	HOSE CLAMP ASSY	1	
37	90450-35001-00	HOSE CLAMP ASSY	1	
38	5LV-12482-00-00	PIPE 2	1	
39	5LV-12483-00-00	PIPE 3	1	
40	93210-18417-00	O-RING	2	
41	91317-06016-00	BOLT	2	
42	5LV-12577-00-00	HOSE 2	1	
43	5LV-12578-00-00	HOSE 3	1	
44	90450-28014-00	HOSE CLAMP ASSY	4	
45	5LV-12485-00-00	PIPE 5	1	
46	95827-06010-00	BOLT, FLANGE	2	
47	5LV-12579-00-00	HOSE 4	1	
48	90450-35001-00	HOSE CLAMP ASSY	1	
49	90450-38040-00	HOSE CLAMP ASSY	1	

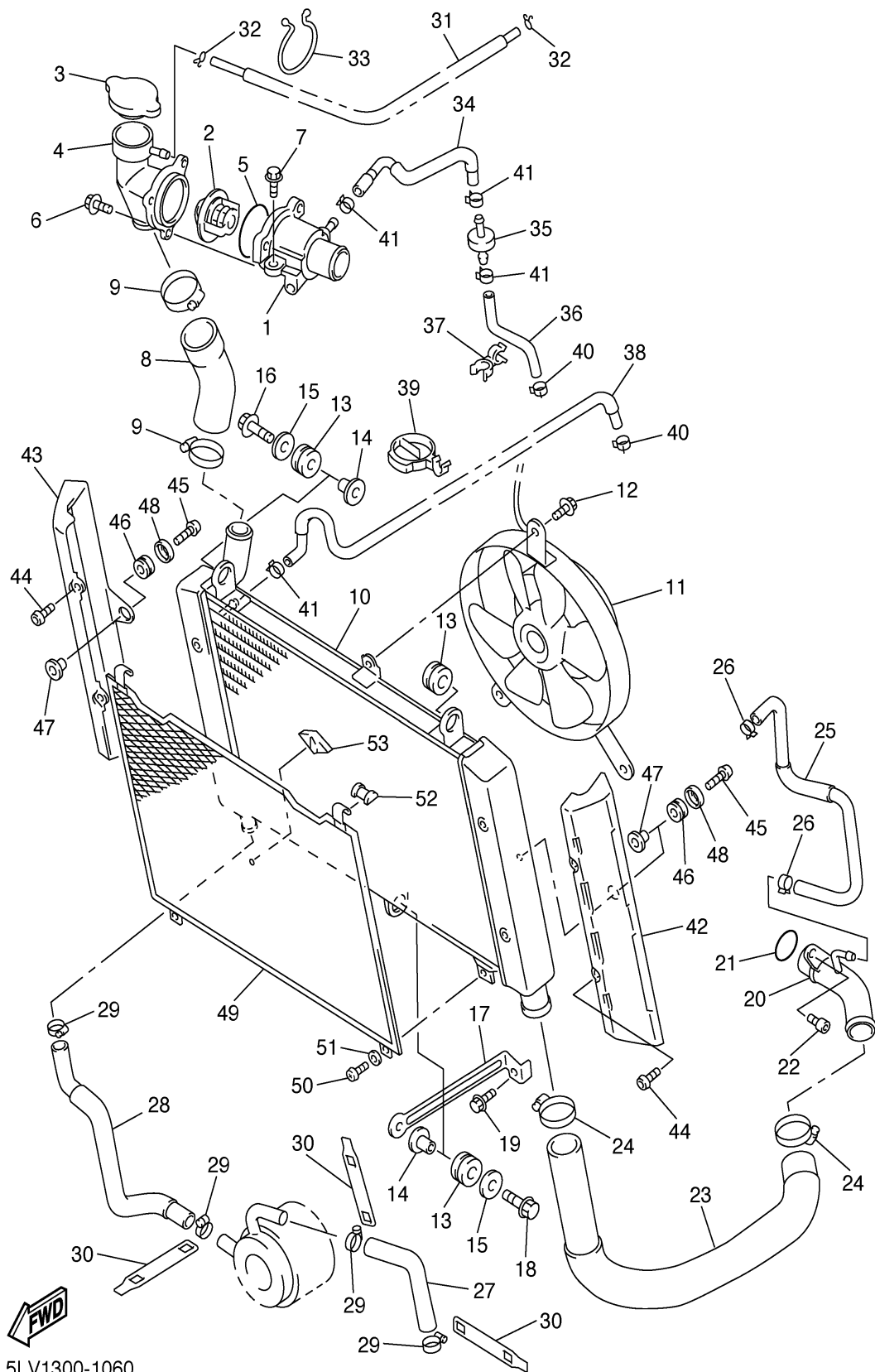
5LV1300-1050



RADIATOR. HOSE

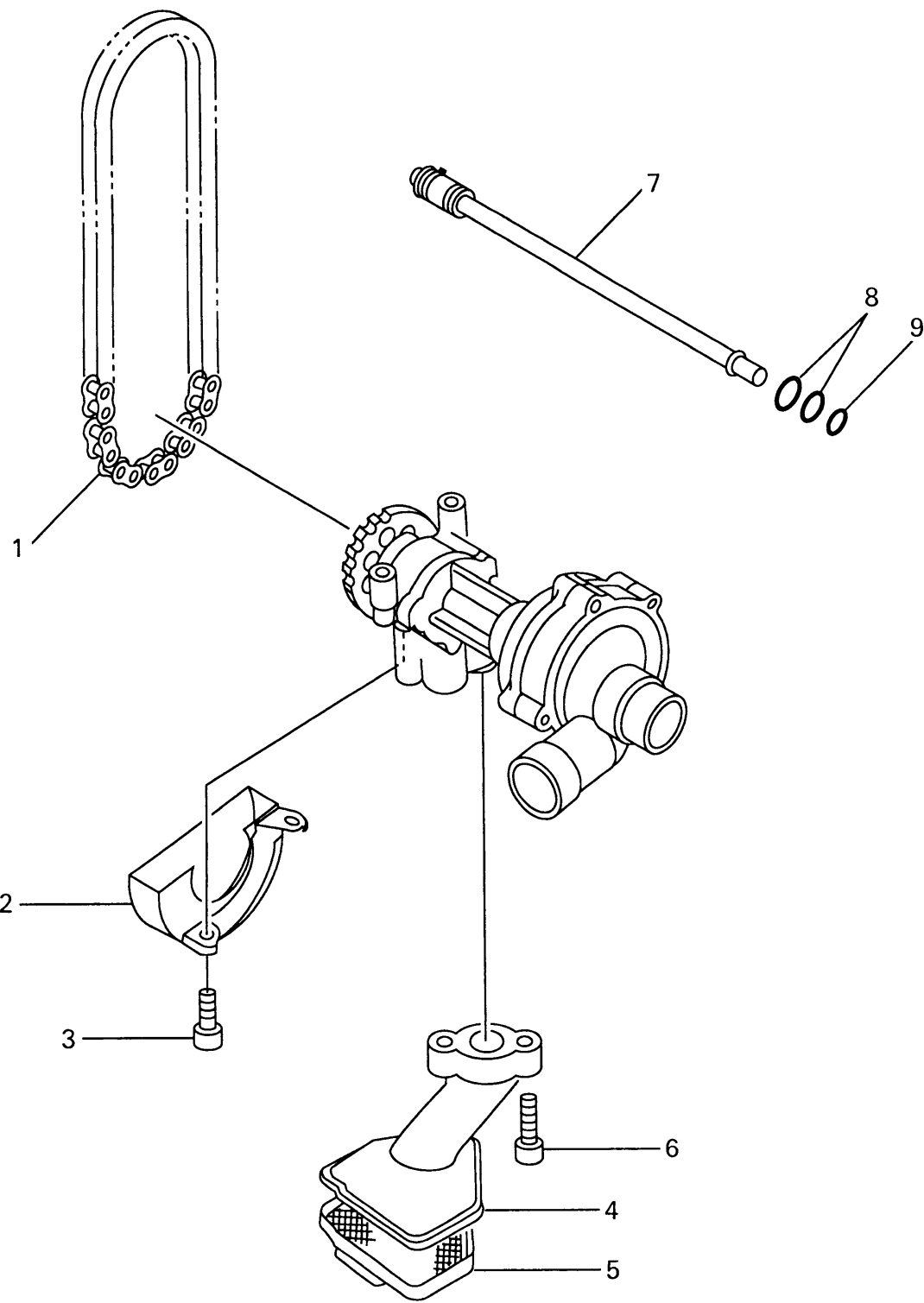
Ref. No.	Part Number	Description	Qty	Remarks
1	5LV-12417-00-00	HOUSING, THERMOSTAT	1	
2	5LP-12411-00-00	THERMOSTAT	1	
3	22W-12462-00-00	CAP, RADIATOR	1	
4	1AE-12591-01-00	SUPT, FILLER NECK	1	
5	93210-49046-00	O-RING	1	
6	95827-06020-00	BOLT, FLANGE	3	
7	95027-06012-00	BOLT, FLANGE	1	
8	5LV-12552-00-00	HOSE 8	1	
9	90450-38040-00	HOSE CLAMP ASSY	2	
10	5LV-12461-00-00	RADIATOR ASSY	1	
11	5LV-12405-00-00	BLOWER ASSY	1	
12	95817-06016-00	BOLT, FLANGE	3	
13	90480-15363-00	GROMMET	3	
14	90387-07391-00	COLLAR	2	
15	90201-06071-00	WASHER, PLATE	2	
16	95827-06025-00	BOLT, FLANGE	1	
17	5LV-12464-00-00	STAY, RADIATOR	1	
18	95827-06025-00	BOLT, FLANGE	1	
19	95827-06012-00	BOLT, FLANGE	1	
20	5LV-12484-00-00	PIPE 4	1	
21	93210-23787-00	O-RING	1	
22	90110-06226-00	BOLT, HEXAGON SOCKET HEAD	1	
23	5LV-12551-00-00	HOSE 7	1	
24	90450-38040-00	HOSE CLAMP ASSY	2	
25	5LV-1243A-00-00	HOSE 1	1	
26	90467-11090-00	CLIP	2	
27	5LV-12588-00-00	HOSE 5	1	
28	5LV-12589-00-00	HOSE 6	1	

CONTINUED ON NEXT FRAME ►



RADIATOR. HOSE

Ref. No.	Part Number	Description	Qty	Remarks
29	90450-22017-00	HOSE CLAMP ASSY	4	
30	5LV-1246F-00-00	COVER 3	3	
31	5LV-12576-00-00	HOSE 1	1	
32	90467-08003-00	CLIP	2	
33	90464-44109-00	CLAMP	1	
34	5LV-1243E-00-00	HOSE 2	1	
35	5LV-12470-00-00	STRAINER ASSY	1	
36	5LV-1244G-00-00	HOSE, 4	1	
37	90464-10186-00	CLAMP	1	
38	5LV-1243F-00-00	HOSE, 3	1	
39	90464-36001-00	CLAMP	1	
40	90467-06194-00	CLIP	2	
41	90467-08092-00	CLIP	4	
42	5LV-1240J-00-00	RADIATOR COVER ASS 1	1	
43	5LV-1240K-00-00	RADIATOR COVER ASSY 2	1	
44	92014-06016-00	BOLT, BUTTON HEAD	4	
45	92014-06025-00	BOLT, BUTTON HEAD	2	
46	90480-12596-00	GROMMET	2	
47	90387-067W9-00	COLLAR	2	
48	90209-06008-00	WASHER	2	
49	5LV-12467-00-00	COVER, RADIATOR	1	
50	98507-06014-00	SCREW, PAN HEAD	2	
51	92907-06600-00	WASHER, PLATE	2	
52	1UF-12435-00-00	GASKET	2	
53	5LV-12465-00-00	DAMPER, RADIATOR	1	

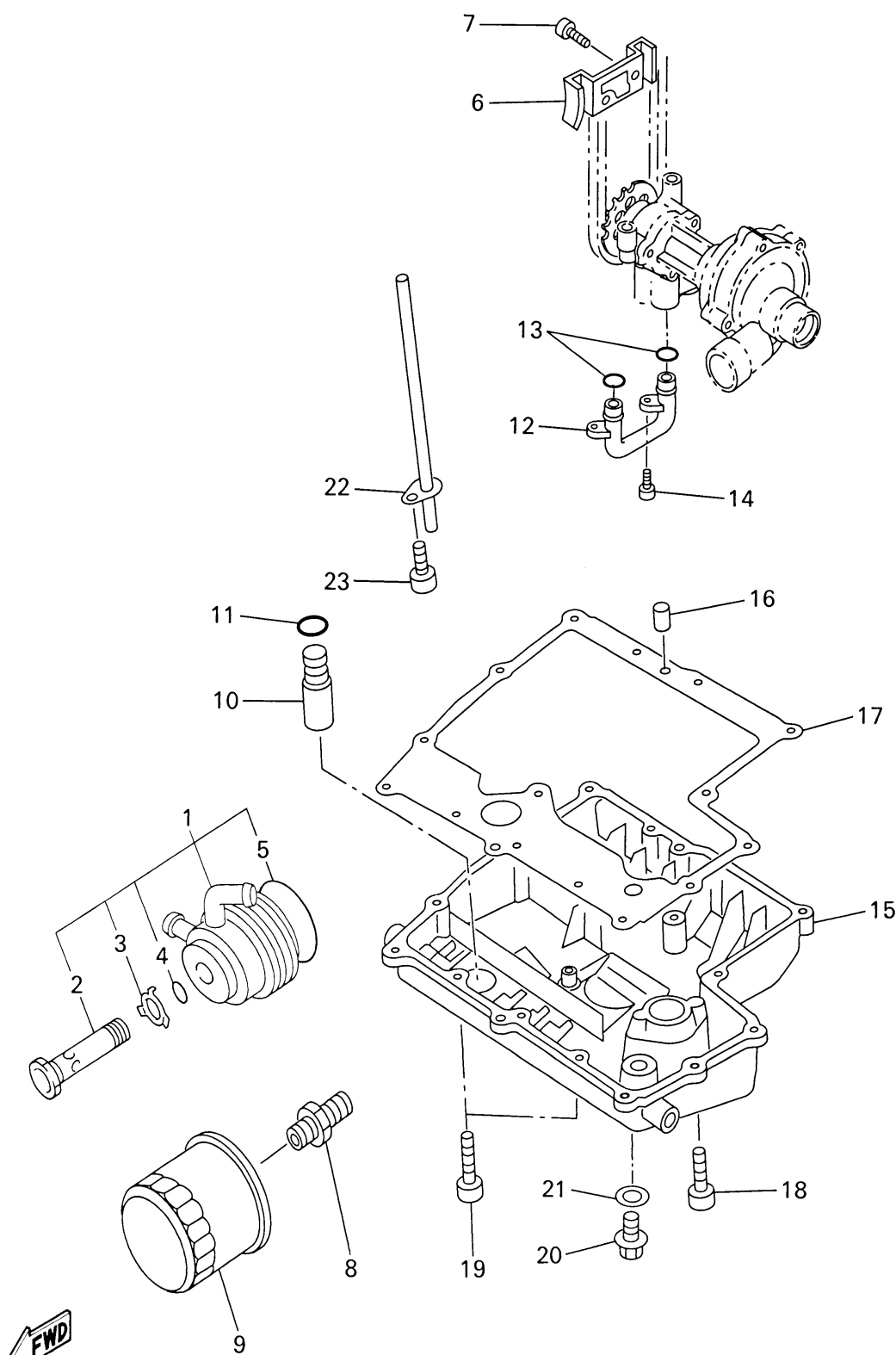


OIL PUMP

Ref. No.	Part Number	Description	Qty	Remarks
1	94580-25078-00	CHAIN (DID25 78LE)	1	
2	4XV-13327-00-00	COVER, PUMP GEAR	1	
3	91317-06012-00	BOLT	1	
4	4XV-13412-00-00	HOUSING, STRAINER	1	
5	4XV-13411-00-00	STRAINER, OIL	1	
6	91317-06020-00	BOLT	2	
7	5JJ-1316E-00-00	PIPE, DELEVERY 5	1	
8	93210-09165-00	O-RING	2	
9	93210-06667-00	O-RING	1	



4XV352-8070



OIL CLEANER

Ref. No.	Part Number	Description	Qty	Remarks
1	5LV-13470-00-00	OIL COOLER ASSY	1	
2	5LV-12822-00-00	. BOLT, UNION	1	
3	4XV-13473-00-00	. O-RING	1	
4	4XV-13318-00-00	. WASHER	1	
5	4XV-13475-00-00	. GASKET	1	
6	4XV-13898-00-00	HOLDER	1	
7	91317-06012-00	BOLT	2	
8	90401-20145-00	BOLT, UNION	1	
9	5GH-13440-00-00	ELEMENT ASSY, OIL CLEANER	1	
10	4XV-13490-00-00	RELIEF VALVE ASSY	1	
11	93210-15566-00	O-RING	1	
12	4XV-13416-00-00	PIPE, OIL 1	1	
13	93210-14579-00	O-RING	2	
14	91317-06012-00	BOLT	2	
15	5LV-13417-00-00	COVER, STRAINER	1	
16	99530-08012-00	PIN, DOWEL	2	
17	5LV-13414-00-00	GASKET, STRAINER COVER ..	1	
18	91317-06025-00	BOLT	13	
19	90110-06225-00	BOLT, HEXAGON SOCKET HEAD	2	
20	90340-14132-00	PLUG, STRAIGHT SCREW	1	
21	214-11198-01-00	GASKET	1	
22	5JJ-13161-00-00	PIPE, DELIVERY 1	1	
23	91317-06012-00	BOLT	1	



4XV352-8081

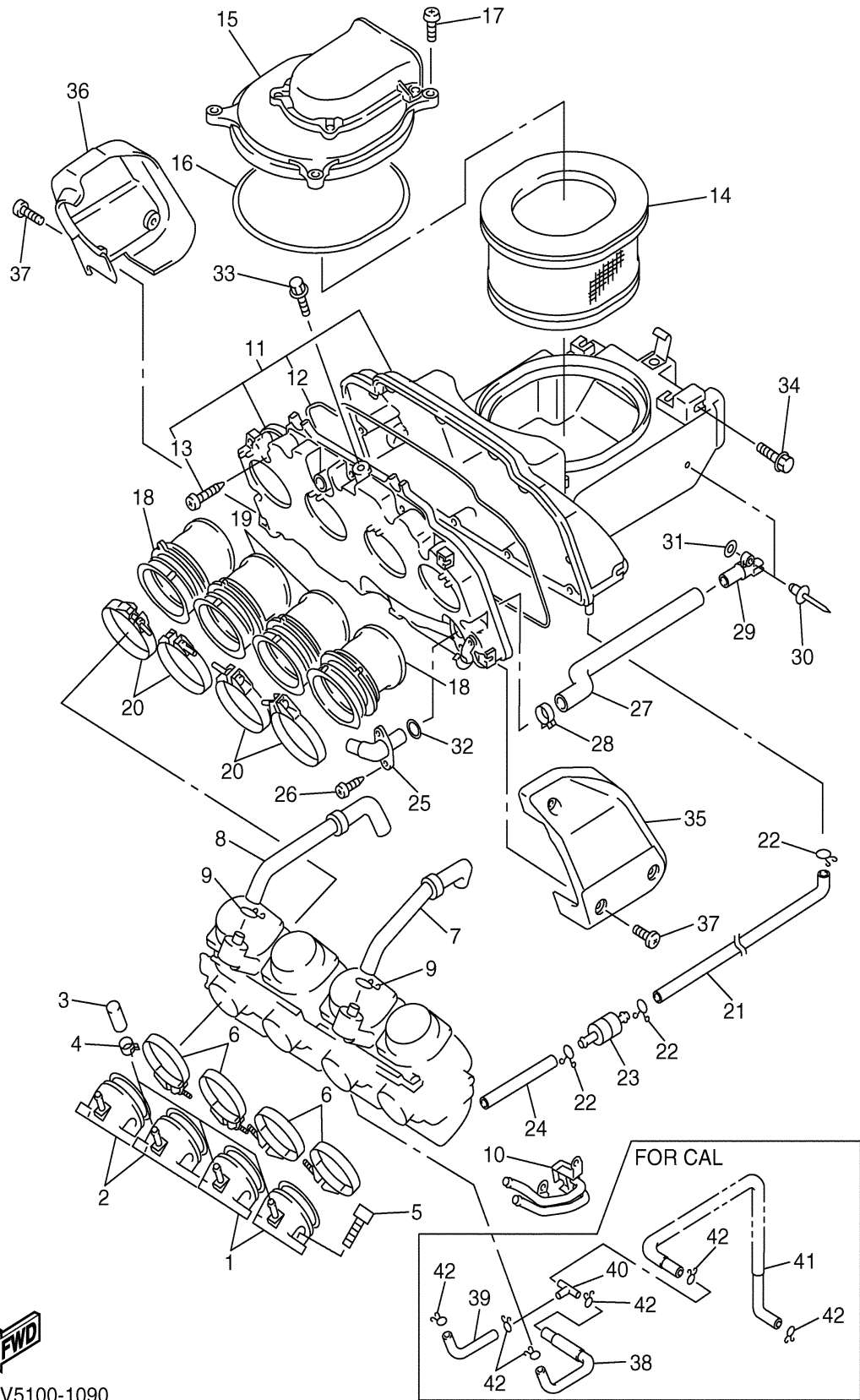
INTAKE

Ref. No.	Part Number	Description	Qty	Remarks
1	5LV-13586-00-00	JOINT, CARBURETOR 1	2	
2	5LV-13596-00-00	JOINT, CARBURETOR 2	2	
3	16G-13569-00-00	PLUG, BLIND	3	
4	90467-10039-00	CLIP	3	
5	91317-06020-00	BOLT	8	
6	5LV-13474-00-00	BAND	4	
7	5LV-13895-00-00	HOSE	1	
8	5LV-13892-00-00	HOSE	1	
9	90467-14015-00	CLIP	2	
10	5LV-14197-00-00	PIPE	1	
11	5LV-14401-00-00	AIR CLEANER CASE ASSY	1	
12	1AE-14457-00-00	. SEAL	1	
13	97707-50130-00	. SCREW, TAPPING	11	
14	5LV-14451-00-00	ELEMENT, AIR CLEANER	1	
15	5LV-14402-00-00	CAP ASSY, AIR CLEANER	1	
16	4XY-14452-00-00	SEAL	1	
17	98507-06020-00	SCREW, PAN HEAD	4	
18	5LV-14453-00-00	JOINT, AIR CLEANER 1	2	
19	5LV-14463-00-00	JOINT, AIR CLEANER 2	2	
20	90450-63096-00	HOSE CLAMP ASSY	4	
21	5LV-1443E-00-00	PIPE, DRAIN	1	
22	90467-10041-00	CLIP	3	
23	4X7-2149Y-00-00	FILTER ASSY	1	
24	90445-11587-00	HOSE (L100)	1	
25	5LV-14485-00-00	PIPE, JOINT	1	
26	97707-50120-00	SCREW, TAPPING	2	
27	5LV-13926-00-00	HOSE	1	
28	90468-08104-00	CLIP	1	
29	5LV-14419-00-00	PIPE	1	

CONTINUED ON NEXT FRAME ➤



5LV5100-1090

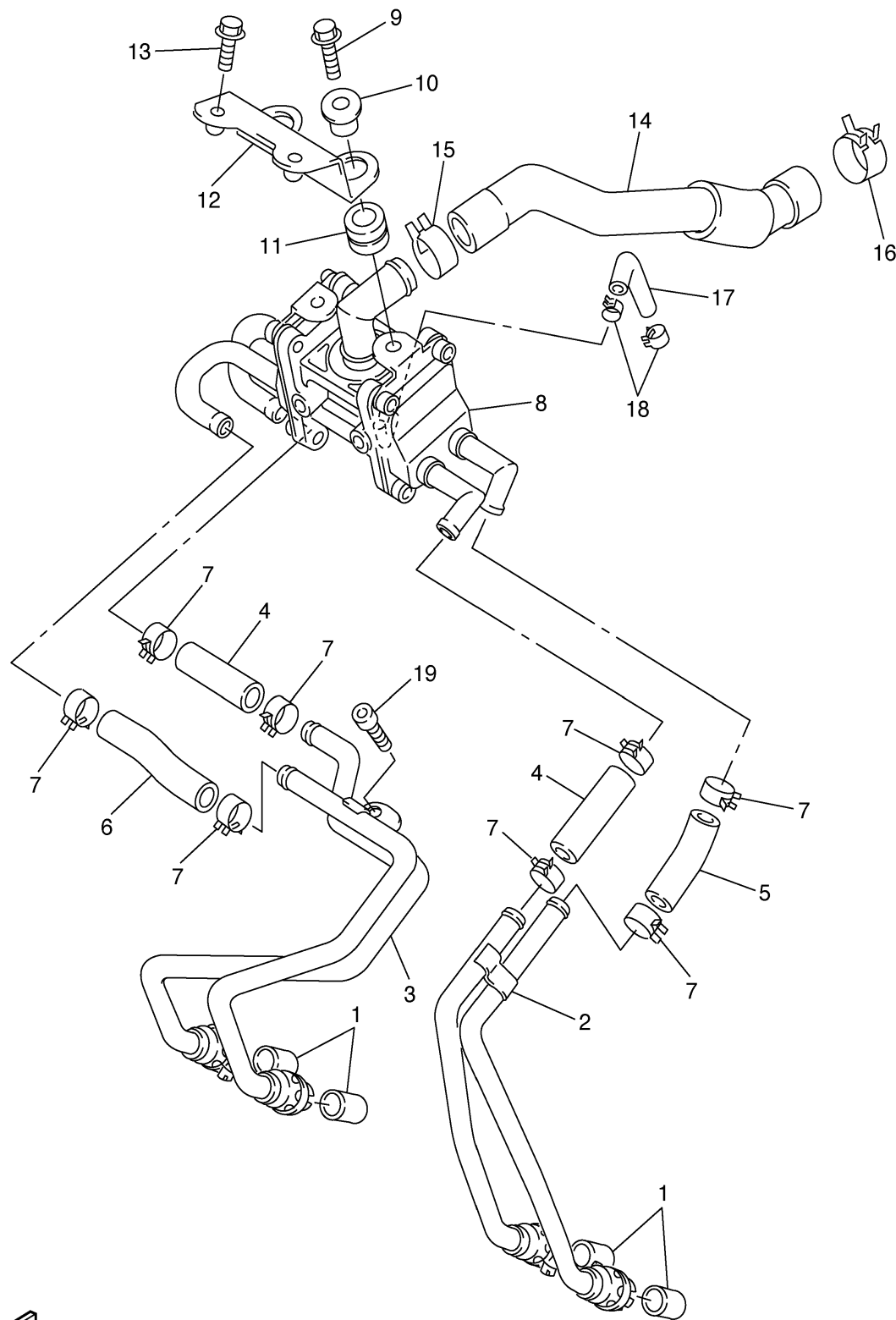


INTAKE

Ref. No.	Part Number	Description	Qty	Remarks
30	90267-40029-00	RIVET, BLIND	1	
31	92907-04600-00	WASHER	1	
32	93210-13361-00	O-RING	1	
33	95817-06010-00	BOLT, FLANGE	1	
34	90105-060A6-00	BOLT, FLANGE	2	
35	5LV-14417-00-00	COVER 1	1	
36	5LV-14418-00-00	COVER 2	1	
37	90154-06005-00	SCREW, BINDING	6	
38	5LV-14465-00-00	PIPE	1	(5LV7)
39	5LV-14466-00-00	PIPE	1	(5LV7)
40	3H3-24376-00-00	PIPE, JOINT 1	1	(5LV7)
41	5LV-1443J-00-00	PIPE	1	(5LV7)
42	90467-10008-00	CLIP	6	(5LV7)



5LV5100-1090



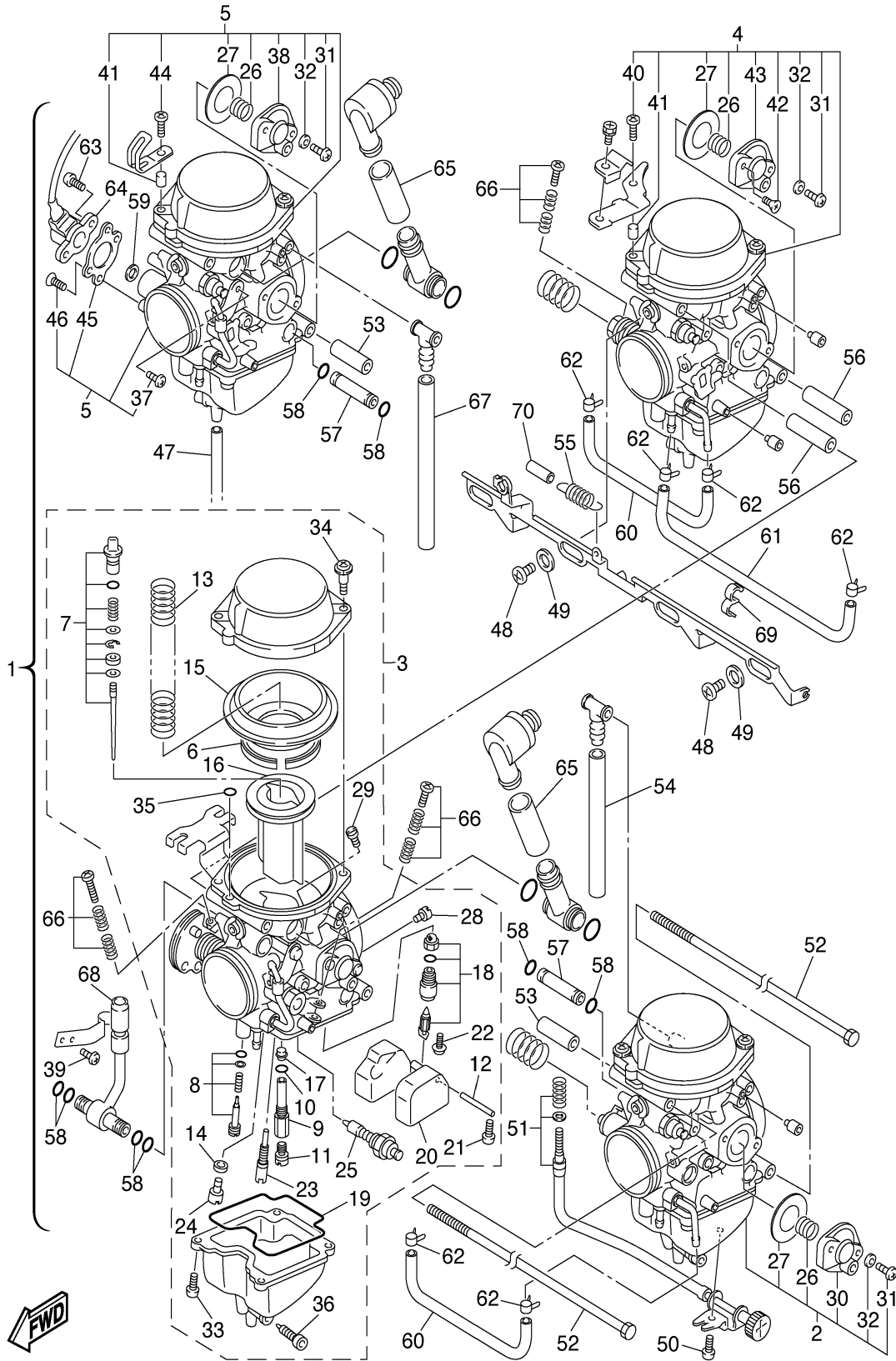
AIR INDUCTION SYSTEM

Ref. No.	Part Number	Description	Qty	Remarks
1	4KM-14714-01-00	GASKET, MUFFLER	4	
2	5LV-14872-00-00	PIPE 2	1	
3	5LV-14873-00-00	PIPE 3	1	
4	5JJ-14882-00-00	HOSE, BEND 2	2	
5	5LV-14882-00-00	HOSE, BEND 2	1	
6	5LV-14883-00-00	HOSE, BEND 3	1	
7	90467-15054-00	CLIP	8	
8	5LV-14803-00-00	AIR INDUCTION SYSTEM ASSY	1	
9	95827-06020-00	BOLT, FLANGE	2	
10	90387-07391-00	COLLAR	2	
11	90480-15316-00	GROMMET	2	
12	5LV-14867-00-00	BRACKET	1	
13	95827-06010-00	BOLT, FLANGE	2	
14	5LV-14881-00-00	HOSE, BEND 1	1	
15	90467-22100-00	CLIP	1	
16	90467-23177-00	CLIP	1	
17	90445-09007-00	HOSE	1	
18	90467-08092-00	CLIP	2	
19	91314-06012-00	BOLT	1	



5LV1300-1100

CARBURETOR

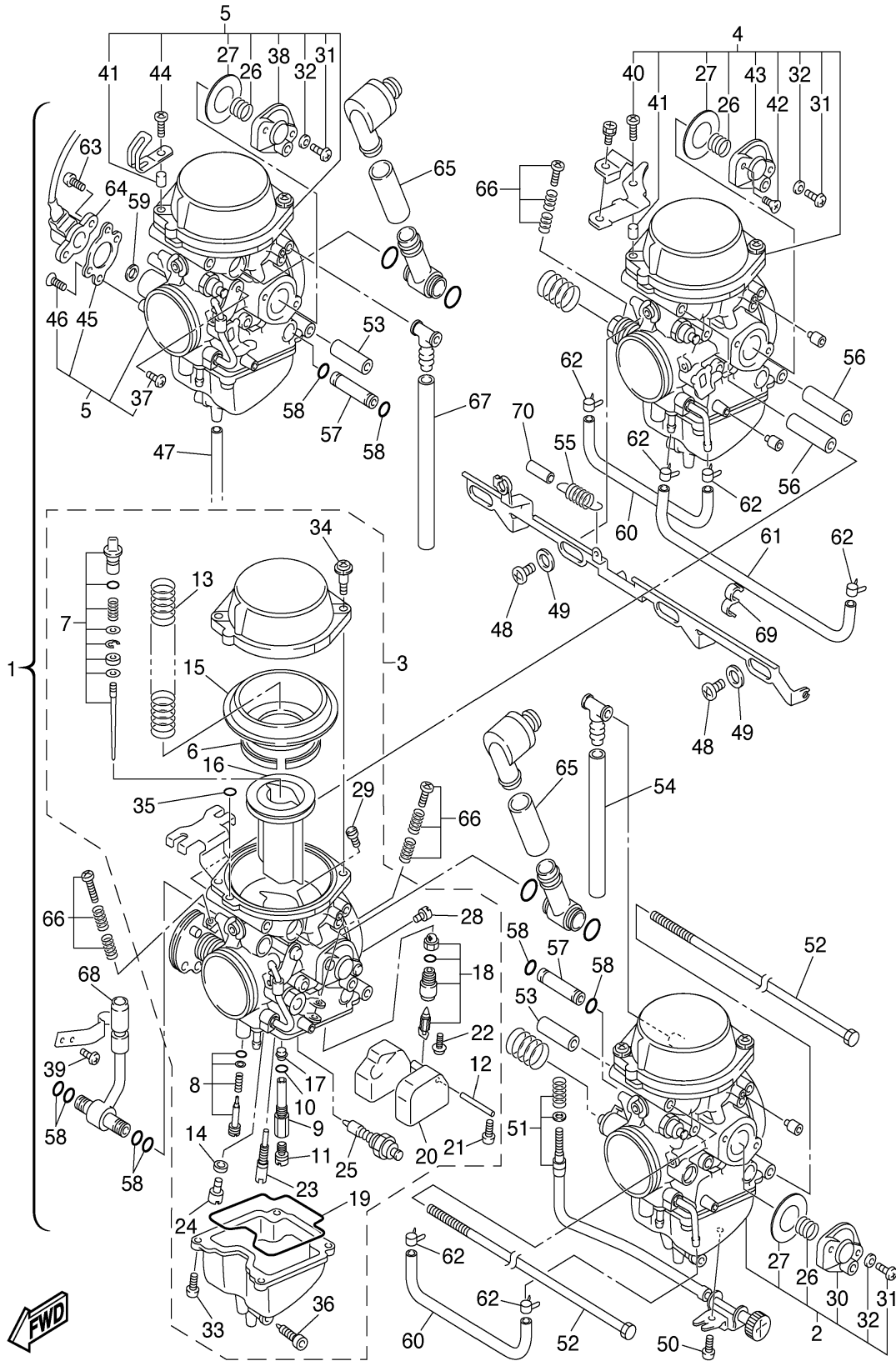


5LV1300-1110

Ref. No.	Part Number	Description	Qty	Remarks
1	5LV-14900-30-00	CARBURETOR ASSY	1	(5LV7)
	5LV-14900-40-00	CARBURETOR ASSY	1	(5LV5)
2	5LV-14901-30-00	. CARBURETOR ASSY 1	1	(5LV7)
	5LV-14901-40-00	. CARBURETOR ASSY 1	1	(5LV5)
3	5LV-14902-30-00	. CARBURETOR ASSY 2	1	(5LV7)
	5LV-14902-40-00	. CARBURETOR ASSY 2	1	(5LV5)
4	5LV-14903-30-00	. CARBURETOR ASSY 3	1	(5LV7)
	5LV-14903-40-00	. CARBURETOR ASSY 3	1	(5LV5)
5	5LV-14904-30-00	. CARBURETOR ASSY 4	1	(5LV7)
	5LV-14904-40-00	. CARBURETOR ASSY 4	1	(5LV5)
6	5EL-14561-00-00	.. O-RING	1	
7	5LV-1490J-20-00	.. NEEDLE SET	1	1,4
	5LV-1490J-30-00	.. NEEDLE SET	1	2,3
8	5MP-14105-00-00	.. PILOT SCREW SET	1	
9	5LV-14261-00-00	.. HOLDER	1	
10	583-14561-00-00	.. O-RING	1	
11	3G2-14231-26-00	.. JET, MAIN (130)	1	2,3
	3G2-1423A-77-00	.. JET, MAIN (132.5)	1	1,4
12	127-14186-00-00	.. PIN, FLOAT	1	
13	5LV-14933-00-00	.. SPRING, DIAPHRAGM	1	
14	5EL-14918-00-00	.. RING	1	
15	5EL-24411-00-00	.. DIAPHRAGM	1	
16	5LV-14112-00-00	.. VALVE, THROTTLE 1	1	
17	5DM-14141-40-00	.. NOZZLE, MAIN	1	
18	4KM-14107-15-00	.. NEEDLE VALVE SET	1	
19	5DM-14561-00-00	.. O-RING	1	
20	5DM-14985-00-00	.. FLOAT	1	
21	98507-04008-00	.. SCREW, PAN HEAD	1	
22	1FN-14565-00-00	.. SCREW	1	

CONTINUED ON NEXT FRAME ➤

CARBURETOR



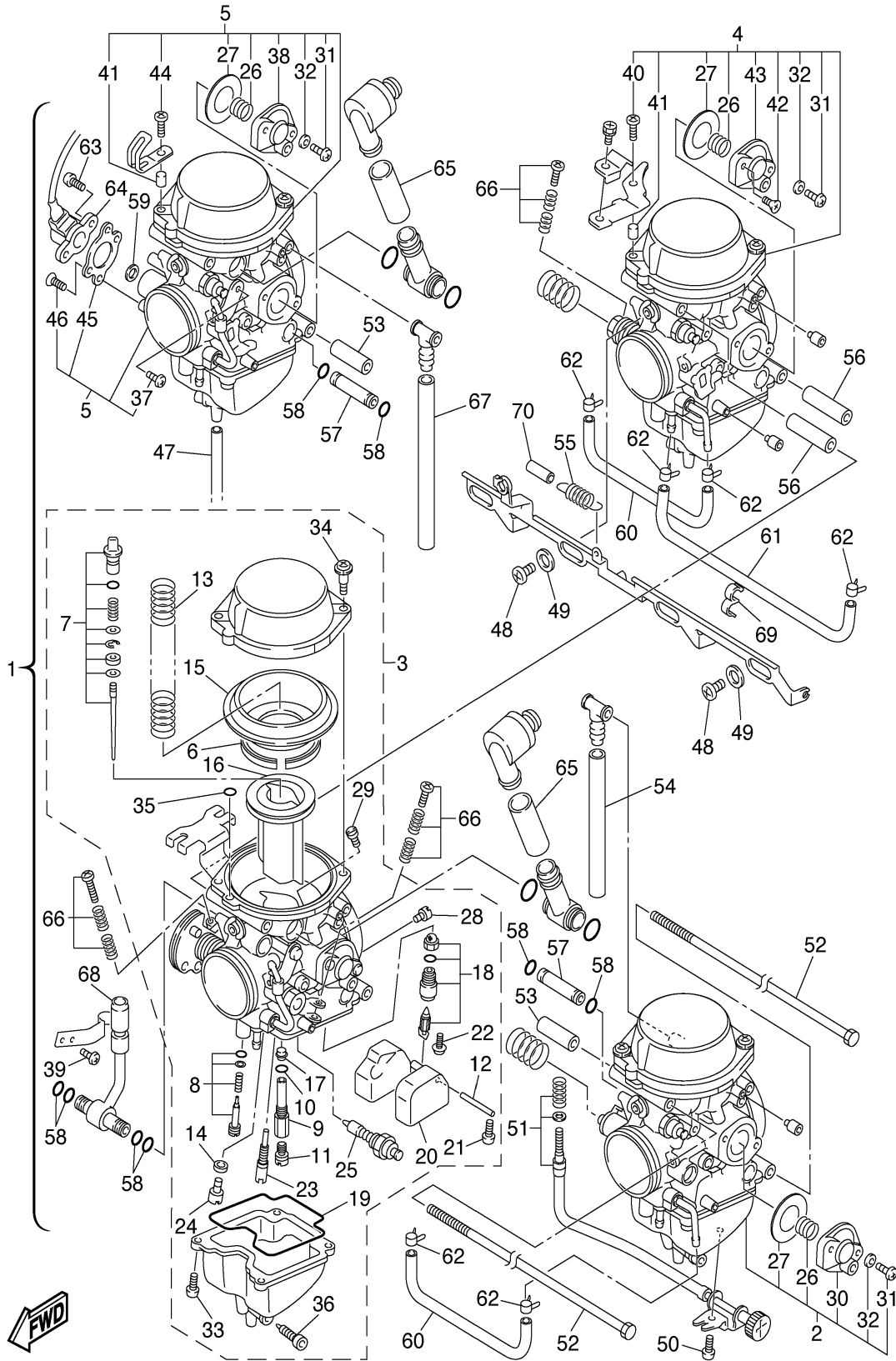
Ref. No.	Part Number	Description	Qty	Remarks
23	4KM-14142-15-00	.. JET, PILOT (15)	1	
24	3G2-1423A-59-00	.. JET, MAIN (42.5)	1	
25	5DM-1410A-00-00	.. STARTER SET	1	
26	4XY-14589-00-00	.. SPRING	1	
27	5AP-14940-00-00	.. DIAPHRAGM ASSY	1	
28	1HX-14231-17-00	.. JET, MAIN (85)	1	
29	1HX-14231-25-00	.. JET, MAIN (125)	1	
30	5AP-14280-00-00	.. COVER, CARBURETOR	1	1
31	98501-04014-00	.. SCREW, PAN HEAD	1	3
	98501-04014-00	.. SCREW, PAN HEAD	2	1,2,4
32	92901-04100-00	.. WASHER, SPRING	1	3
	92901-04100-00	.. WASHER, SPRING	2	1,2,4
33	98582-04010-00	.. SCREW, PAN HEAD	4	
34	4KM-14216-00-00	.. SCREW	1	3,4
	4KM-14216-00-00	.. SCREW	2	1,2
35	354-14147-00-00	.. O-RING	1	
36	4KP-14191-00-00	.. PLUG, DRAIN	1	
37	98502-05008-00	.. SCREW, PAN HEAD	1	2,4
38	5EL-14480-00-00	.. COVER	1	2,4
39	98502-03005-00	.. SCREW, PAN HEAD	2	2
40	98582-05016-00	.. SCREW, PAN HEAD	1	3
41	4KM-14194-00-00	.. RING	1	3,4
42	98701-04014-00	.. SCREW, FLAT HEAD	1	3
43	5HK-14280-00-00	.. COVER, CARBURETOR	1	3
44	98506-05014-00	.. SCREW, PAN HEAD	1	4
45	5EA-14867-00-00	.. BRACKET	1	4
46	98701-04008-00	.. SCREW, FLAT HEAD	2	4
47	3JE-14197-00-00	.. PIPE	4	
48	5DM-14565-00-00	.. SCREW	3	

CONTINUED ON NEXT FRAME ➤



5LV1300-1110

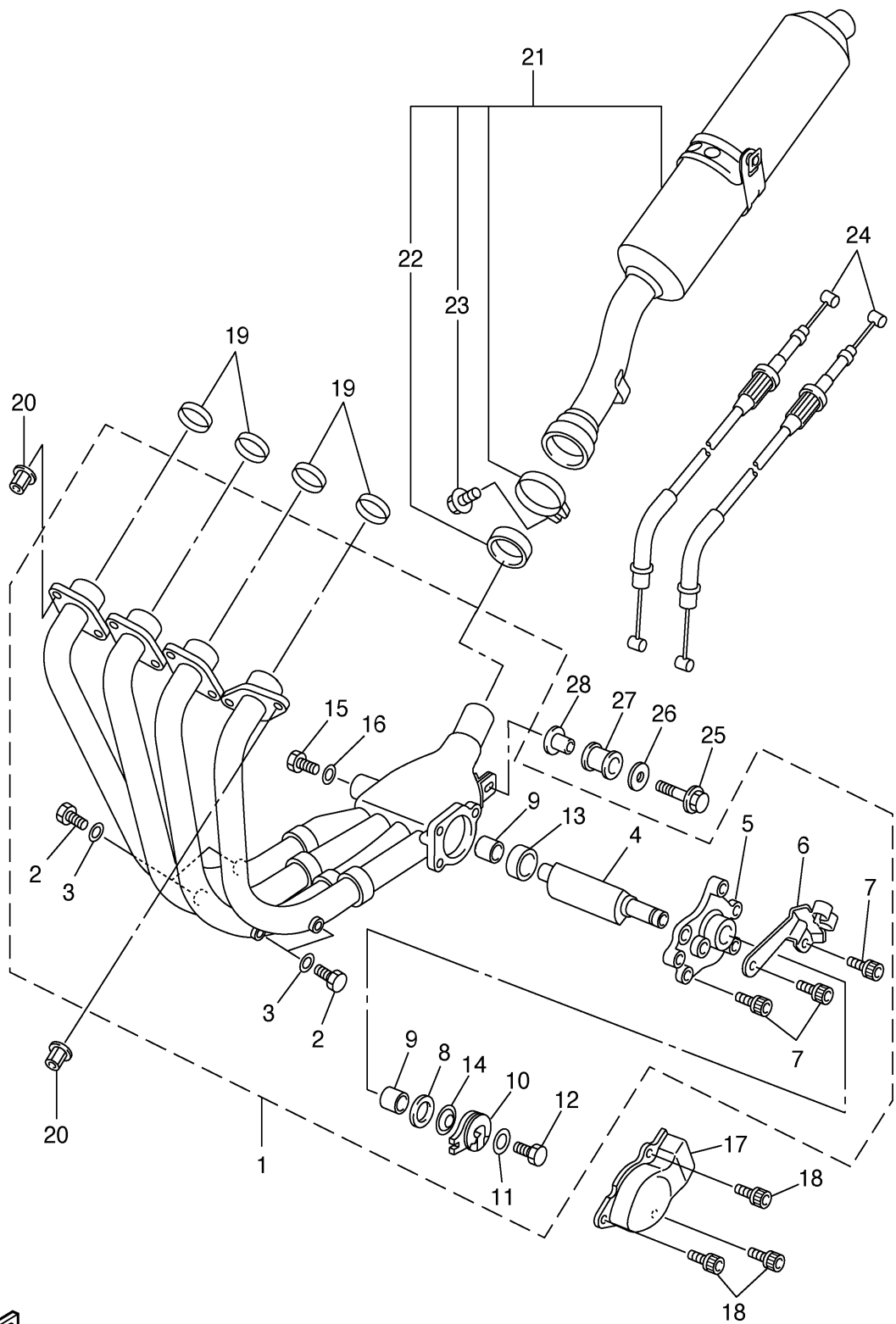
CARBURETOR



Ref. No.	Part Number	Description	Qty	Remarks
49	4NK-14327-00-00	. PACKING	3	
50	98582-05008-00	. SCREW, PAN HEAD	1	
51	5EA-14103-00-00	. THROTTLE SCREW SET	1	
52	4SV-14592-00-00	. SCREW	2	
53	5EA-14148-00-00	. PIPE	4	
54	4SV-14987-30-00	. HOSE	1	
55	4SV-14935-00-00	. SPRING	1	
56	5EA-14996-00-00	. PIPE	2	
57	4SV-14996-40-00	. PIPE	2	
58	36Y-14147-00-00	. O-RING	8	
59	4KG-14285-00-00	. WASHER	1	
60	5DM-14987-00-00	. HOSE	2	
61	5EL-14396-00-00	. PIPE	1	
62	5DM-14919-00-00	. CLIP	6	
63	4WM-14565-00-00	. SCREW	2	
64	4XY-85885-00-00	. THROTTLE SENSOR ASSY ..	1	
65	4SV-14197-00-00	. PIPE	2	
66	3EN-1490K-00-00	. STOP SCREW SET	3	
67	4SV-14987-20-00	. HOSE	1	
68	5EA-14987-10-00	. HOSE	1	
69	5LV-14919-00-00	. CLIP	1	
70	5DM-14936-00-00	. SEAT, SPRING	1	



5LV1300-1110



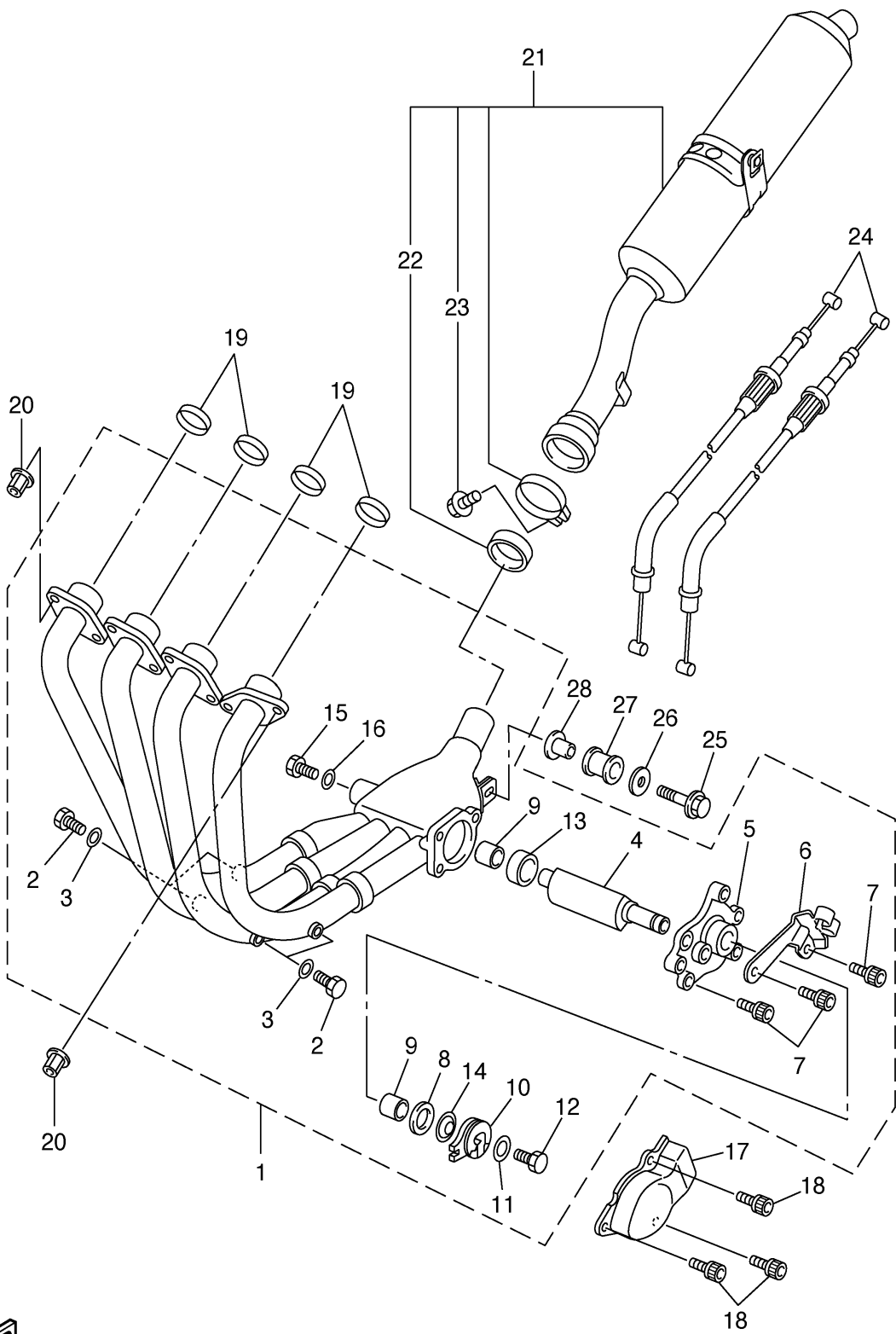
EXHAUST

Ref. No.	Part Number	Description	Qty	Remarks
1	5LV-14610-00-00	EXHAUST PIPE ASSY 1	1	
2	97080-06008-00	. BOLT	4	
3	92990-06600-00	. WASHER, PLATE	4	
4	4SV-14821-00-00	. ARM, SHAFT (VALVE)	1	
5	5JJ-14811-00-00	. HOUSING	1	
6	5LV-14849-00-00	. BRACKET	1	
7	90110-06025-00	. BOLT, HEXAGON SOCKET HEAD	3	
8	90201-106M5-00	. WASHER, PLATE	1	
9	4SV-14638-00-00	. COLLAR	2	
10	2TK-14865-01-00	. PULLEY	1	
11	90201-050T4-00	. WASHER, PLATE	1	
12	97080-05012-00	. BOLT	1	
13	90387-106U7-00	. COLLAR	1	
14	3GM-14683-00-00	. SPRING, HOOK	1	
15	91380-04006-00	. BOLT	2	
16	92990-04600-00	. WASHER, PLATE	2	
17	5LV-14826-00-00	PROTECTOR, EXHAUST	1	
18	90119-06187-00	BOLT, WITH WASHER	3	
19	4FM-14613-00-00	GASKET, EXHAUST PIPE	4	
20	90179-08410-00	NUT	8	
21	5LV-14710-00-00	MUFFLER ASSY 1	1	
	5LV-14710-10-00	MUFFLER ASSY 1	1	
22	4XV-14714-00-00	. GASKET, MUFFLER	1	
23	95814-08025-00	. BOLT, FLANGE	1	
24	5LV-1130E-01-00	CABLE PULLEY ASSY	1	
25	95817-08040-00	BOLT, FLANGE	1	
26	90201-08612-00	WASHER, PLATE	1	
27	4XV-27424-00-00	DAMPER, FOOTREST 2	1	

CONTINUED ON NEXT FRAME ►



5LV1300-1120

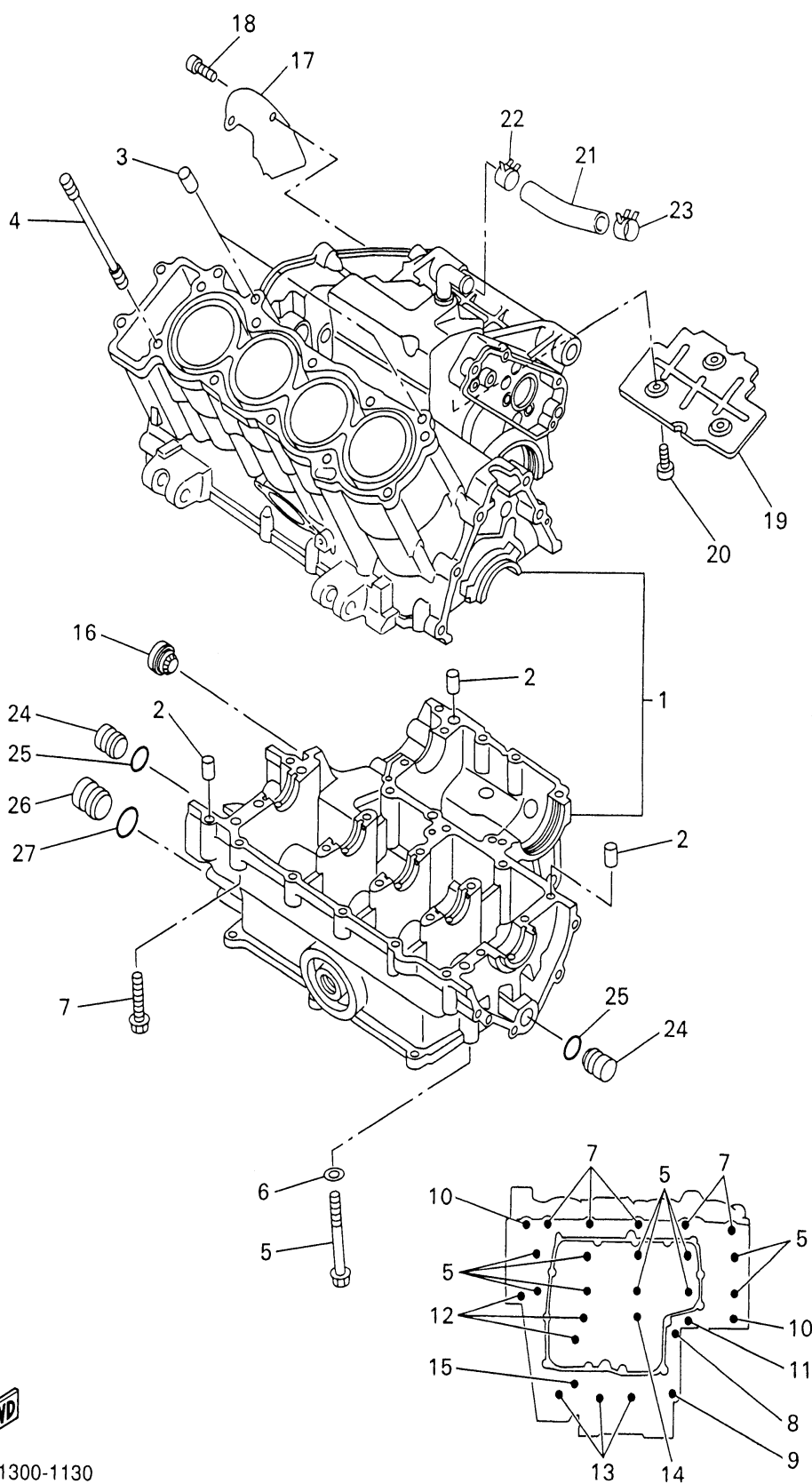


EXHAUST

Ref. No.	Part Number	Description	Qty	Remarks
28	90387-082W9-00	COLLAR	1	



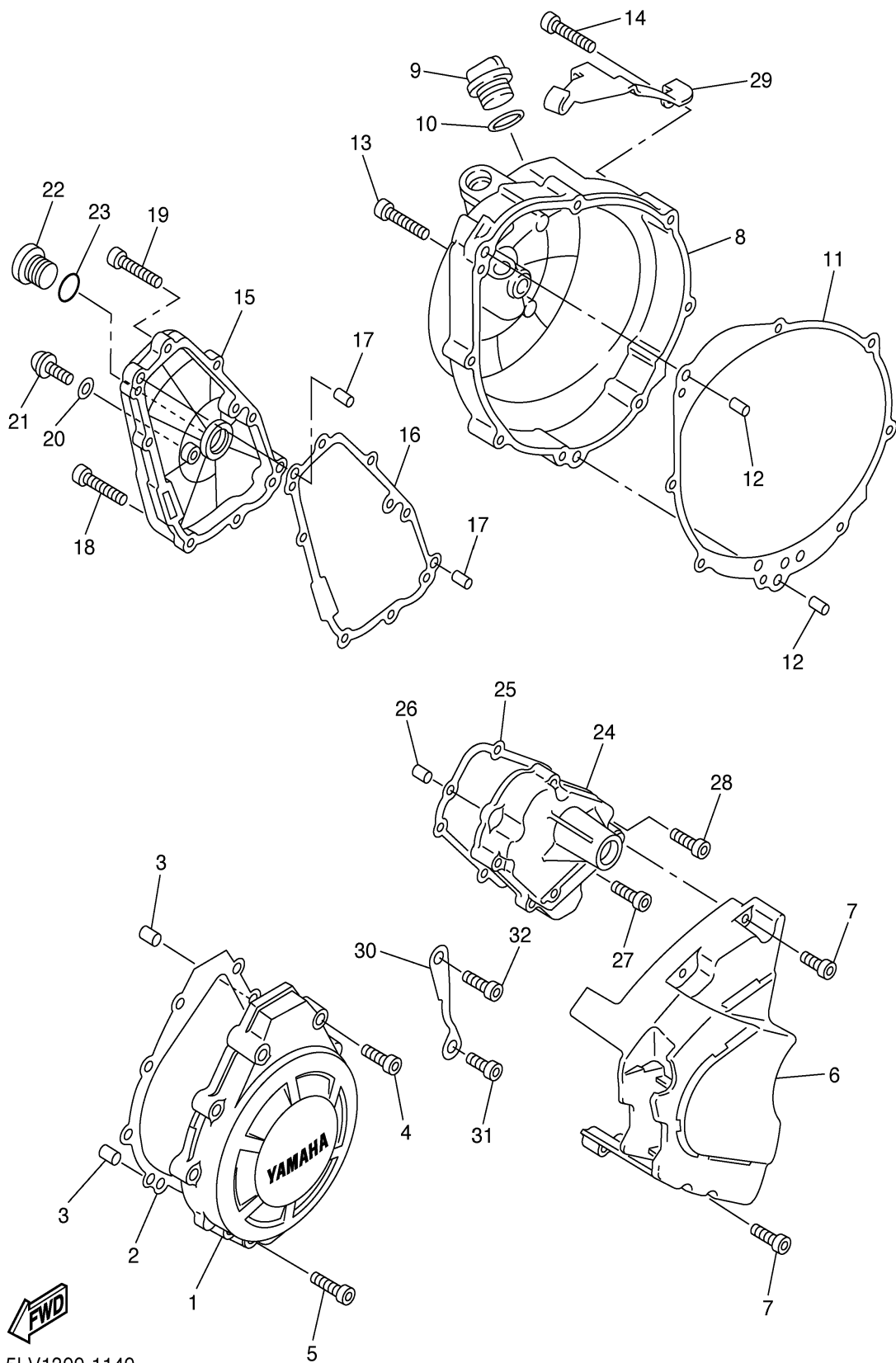
5LV1300-1120



CRANKCASE

Ref. No.	Part Number	Description	Qty	Remarks
1	5LV-15100-00-00	CRANKCASE ASSY	1	
2	99530-10014-00	PIN, DOWEL	3	
3	99510-10114-00	PIN, DOWEL	2	
4	90116-10619-00	BOLT, STUD	10	
5	90105-093A5-00	BOLT, WASHER BASED	10	
6	90201-096J9-00	WASHER, PLATE	10	
7	95817-06055-00	BOLT, FLANGE	5	
8	90105-08015-00	BOLT, WASHER BASED	1	
9	95817-08050-00	BOLT, FLANGE	1	
10	90109-065G3-00	BOLT	2	
11	95817-06060-00	BOLT, FLANGE	1	
12	95817-06070-00	BOLT, FLANGE	3	
13	95817-06045-00	BOLT, FLANGE	3	
14	95814-06050-00	BOLT, FLANGE	1	
15	95817-06065-00	BOLT, FLANGE	1	
16	2H7-15361-00-00	GAUGE, LEVEL	1	
17	4XV-11165-00-00	PLATE, BREATHER	1	
18	91317-06012-00	BOLT	2	
19	4XV-11145-00-00	PLATE, BREATHER 2	1	
20	91317-06012-00	BOLT	3	
21	5LV-11166-00-00	PIPE, BREATHER 1	1	
22	90468-08104-00	CLIP	1	
23	90467-16009-00	CLIP	1	
24	90338-16262-00	PLUG	2	
25	93210-12790-00	O-RING	2	
26	90338-20263-00	PLUG	1	
27	93210-16314-00	O-RING	1	

FWD
5LV1300-1130



CRANKCASE COVER 1

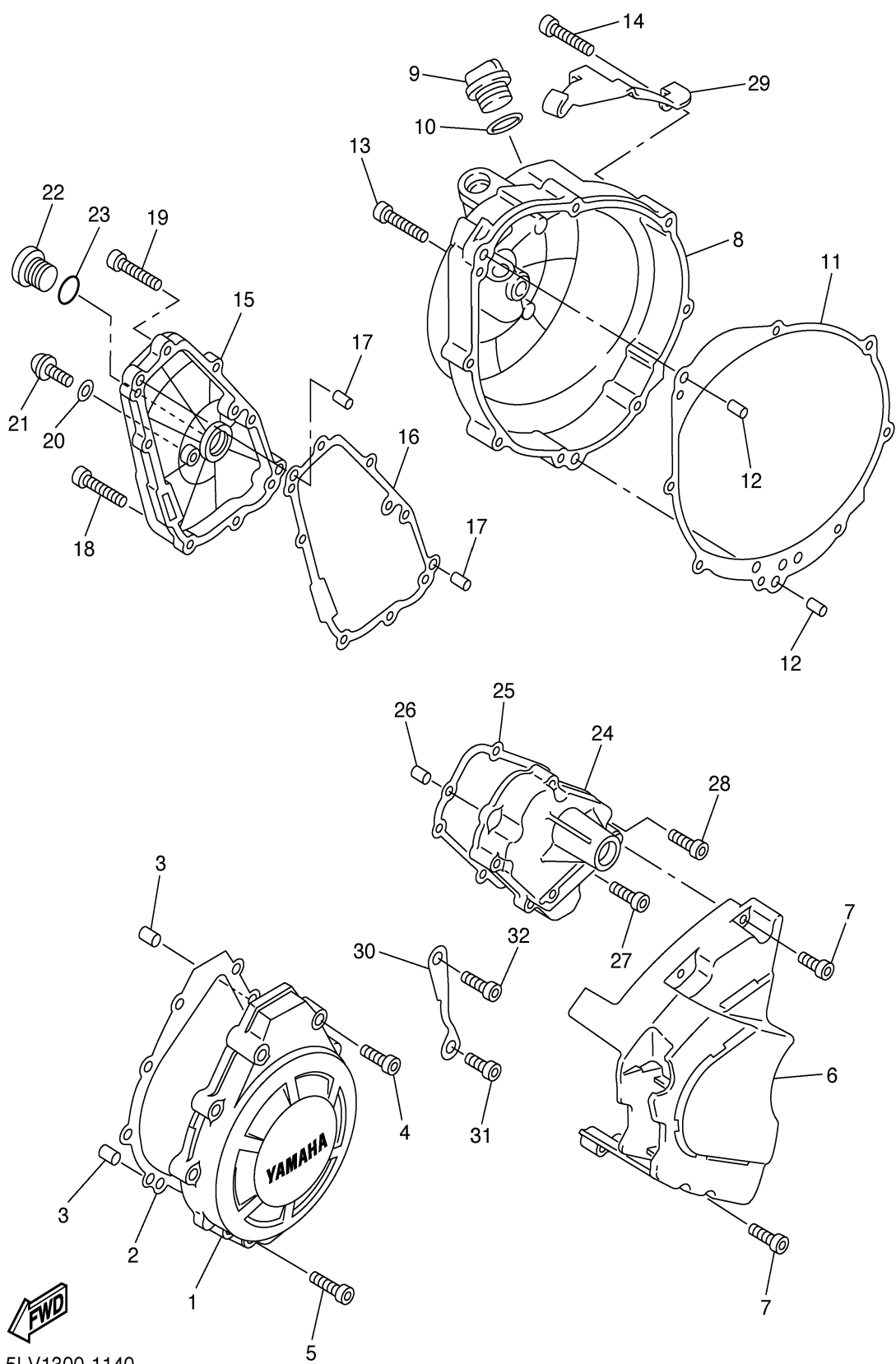
Ref. No.	Part Number	Description	Qty	Remarks
1	5LV-15411-00-00	COVER, CRANKCASE 1	1	
2	4XV-15451-00-00	GASKET, CRANKCASE COVER 1	1	
3	99530-08012-00	PIN, DOWEL	2	
4	91314-06035-00	BOLT	8	
5	91314-06020-00	BOLT	1	
6	5LV-15418-00-00	COVER, CHAIN CASE	1	
7	91314-06025-00	BOLT	4	
8	5LV-15421-00-00	COVER, CRANKCASE 2	1	
9	3F9-15362-00-00	PLUG, OIL LEVEL	1	
10	93210-27194-00	O-RING	1	
11	4XV-15461-00-00	GASKET, CRANKCASE COVER 2	1	
12	90250-08022-00	PIN, STRAIGHT	2	
13	91314-06040-00	BOLT	6	
14	91314-06045-00	BOLT	2	
15	4XV-15416-00-00	COVER, OIL PUMP	1	
16	5LV-15456-00-00	GASKET, OIL PUMP COVER 1	1	
17	99530-08012-00	PIN, DOWEL	2	
18	91314-06020-00	BOLT	6	
19	91314-06025-00	BOLT	2	
20	90430-08143-00	GASKET	1	
21	92014-08012-00	BOLT, BUTTON HEAD	1	
22	90340-32116-00	PLUG, STRAIGHT SCREW	1	
23	93210-32172-00	O-RING	1	
24	5EG-15425-00-00	COVER, GENERATOR 2	1	
25	4XV-15463-00-00	GASKET, COVER 2	1	
26	99530-08012-00	PIN, DOWEL	2	
27	91314-06020-00	BOLT	2	

CONTINUED ON NEXT FRAME ►



5LV1300-1140

CRANKCASE COVER 1

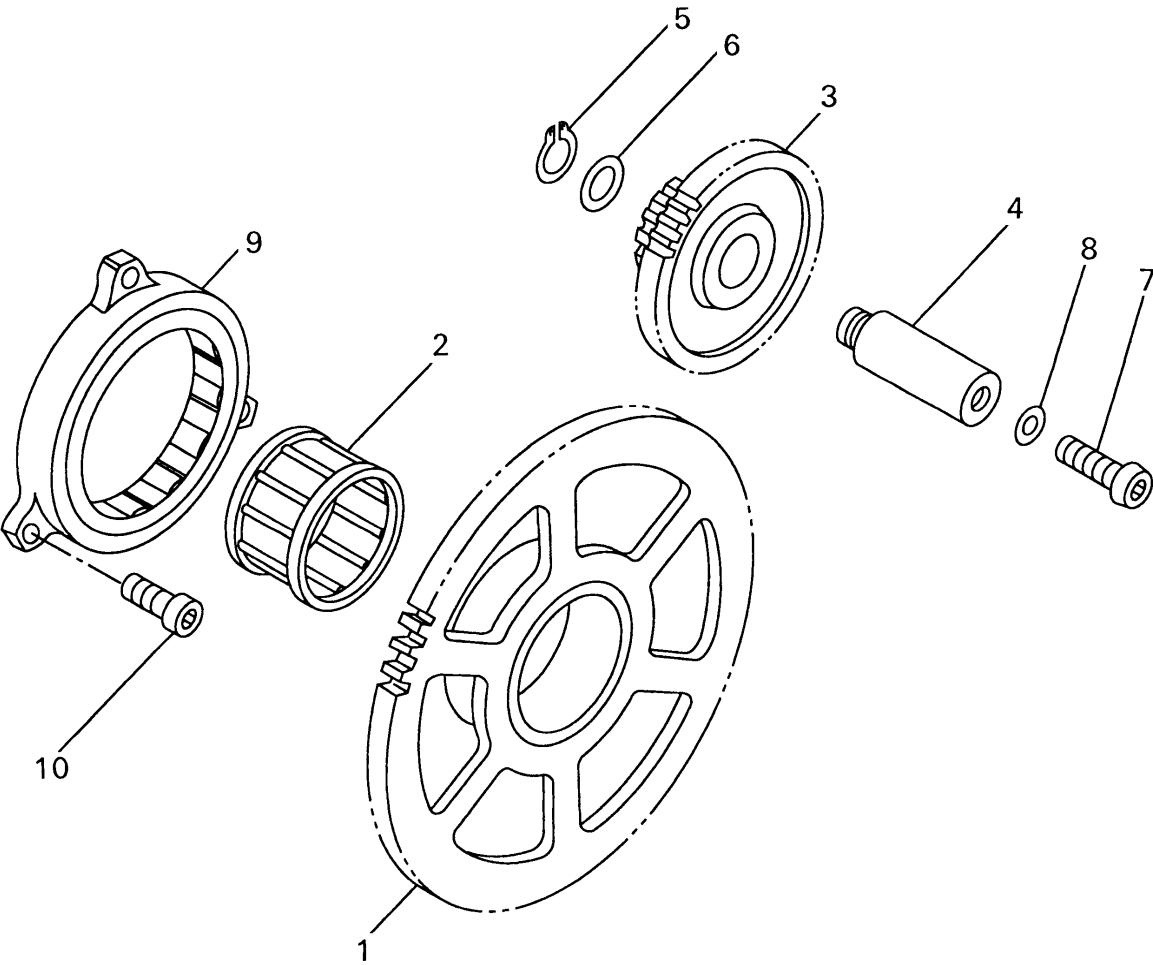


Ref. No.	Part Number	Description	Qty	Remarks
28	91314-06030-00	BOLT	3	
29	5LV-15441-00-00	HOLDER, CLUTCH CABLE ...	1	
30	5LV-15113-00-00	PLATE	1	
31	90110-06224-00	BOLT, HEXAGON SOCKET HEAD	1	
32	90110-06124-00	BOLT, HEXAGON SOCKET HEAD	1	

5LV1300-1140



4XV352-8140

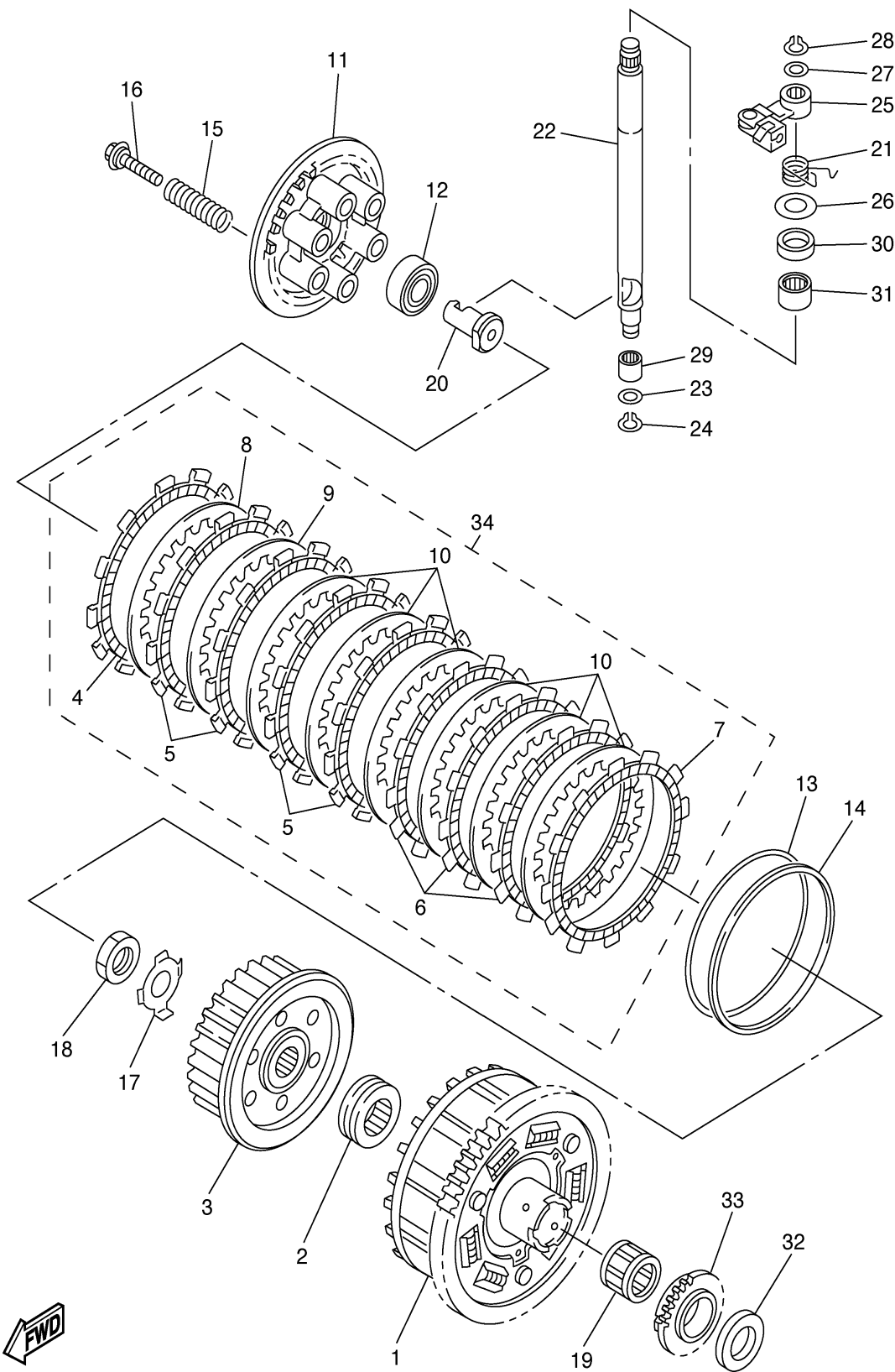


STARTER

Ref. No.	Part Number	Description	Qty	Remarks
1	5LV-15515-00-00	GEAR 3	1	
2	93310-338S6-00	BEARING	1	
3	4XV-15517-00-00	GEAR, IDLER 2	1	
4	4XV-15521-00-00	SHAFT 1	1	
5	93410-08072-00	CIRCLIP	1	
6	90201-08089-00	WASHER, PLATE	1	
7	92017-06014-00	BOLT, BUTTON HEAD	1	
8	90430-06014-00	GASKET	1	
9	4XV-15570-00-00	STARTER CLUTCH ASSY	1	
10	91317-06010-00	BOLT	3	



5LV1300-1160



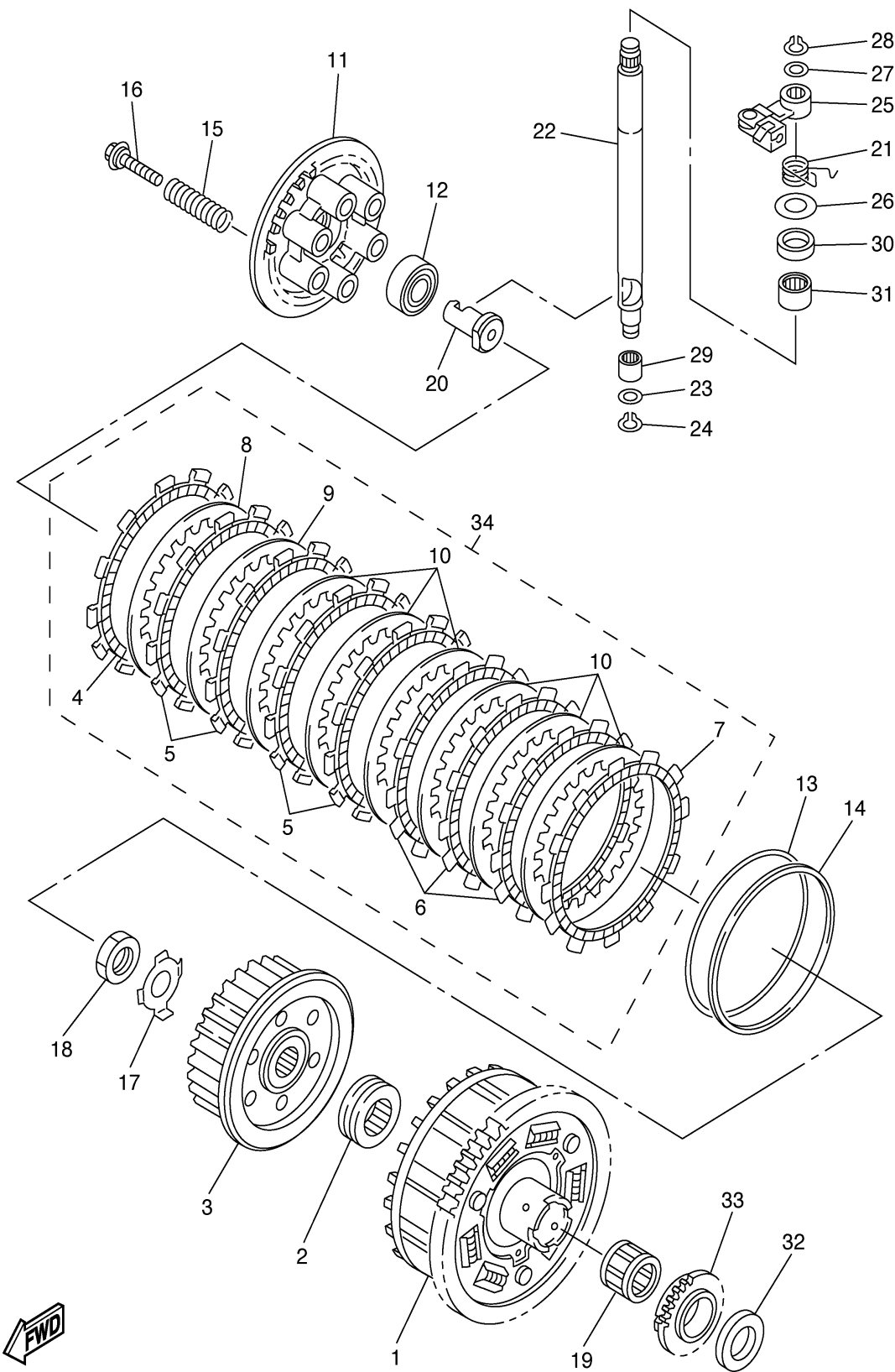
CLUTCH

Ref. No.	Part Number	Description	Qty	Remarks
1	5LV-16150-00-00	PRIMARY DRIVEN GEAR COMP.	1	
2	5LV-16154-00-00	PLATE, THRUST 1	1	
3	5LV-16371-00-00	BOSS, CLUTCH	1	
4	4FN-16321-00-00	PLATE, FRICTION	1	
5	5LV-16321-20-00	PLATE, FRICTION	4	
6	5LV-16321-10-00	PLATE, FRICTION	3	
7	5LV-16321-00-00	PLATE, FRICTION	1	
8	168-16324-00-00	PLATE, CLUTCH 1 (T2.3)	1	UR
	168-16325-00-00	PLATE, CLUTCH 2 (T1.6)	1	UR
	31A-16325-00-00	PLATE, CLUTCH 2 (T2.0)	1	STD
9	168-16324-00-00	PLATE, CLUTCH 1 (T2.3)	1	UR
	31A-16325-00-00	PLATE, CLUTCH 2 (T2.0)	1	STD
10	31A-16325-00-00	PLATE, CLUTCH 2 (T2.0)	6	
11	5EB-16351-01-00	PLATE, PRESSURE 1	1	
12	93306-00315-00	BEARING (B6003C4)	1	
13	5LV-16383-00-00	SPRING, CLUTCH BOSS	1	
14	5LV-16384-00-00	PLATE, SEAT	1	
15	90501-230E4-00	SPRING, COMPRESSION	6	
16	90159-06006-00	SCREW, WITH WASHER	6	
17	90215-20231-00	WASHER, LOCK	1	
18	90170-20327-00	NUT	1	
19	93310-228S5-00	BEARING	1	
20	5LV-16356-00-00	ROD, PUSH 1	1	
21	90508-13007-00	SPRING, TORSION	1	
22	5LV-16382-00-00	AXLE, PUSH LEVER	1	
23	92907-08600-00	WASHER, PLATE	1	
24	99001-07600-00	CIRCLIP	1	
25	5LV-16340-00-00	PUSH LEVER ASSY	1	

CONTINUED ON NEXT FRAME ►

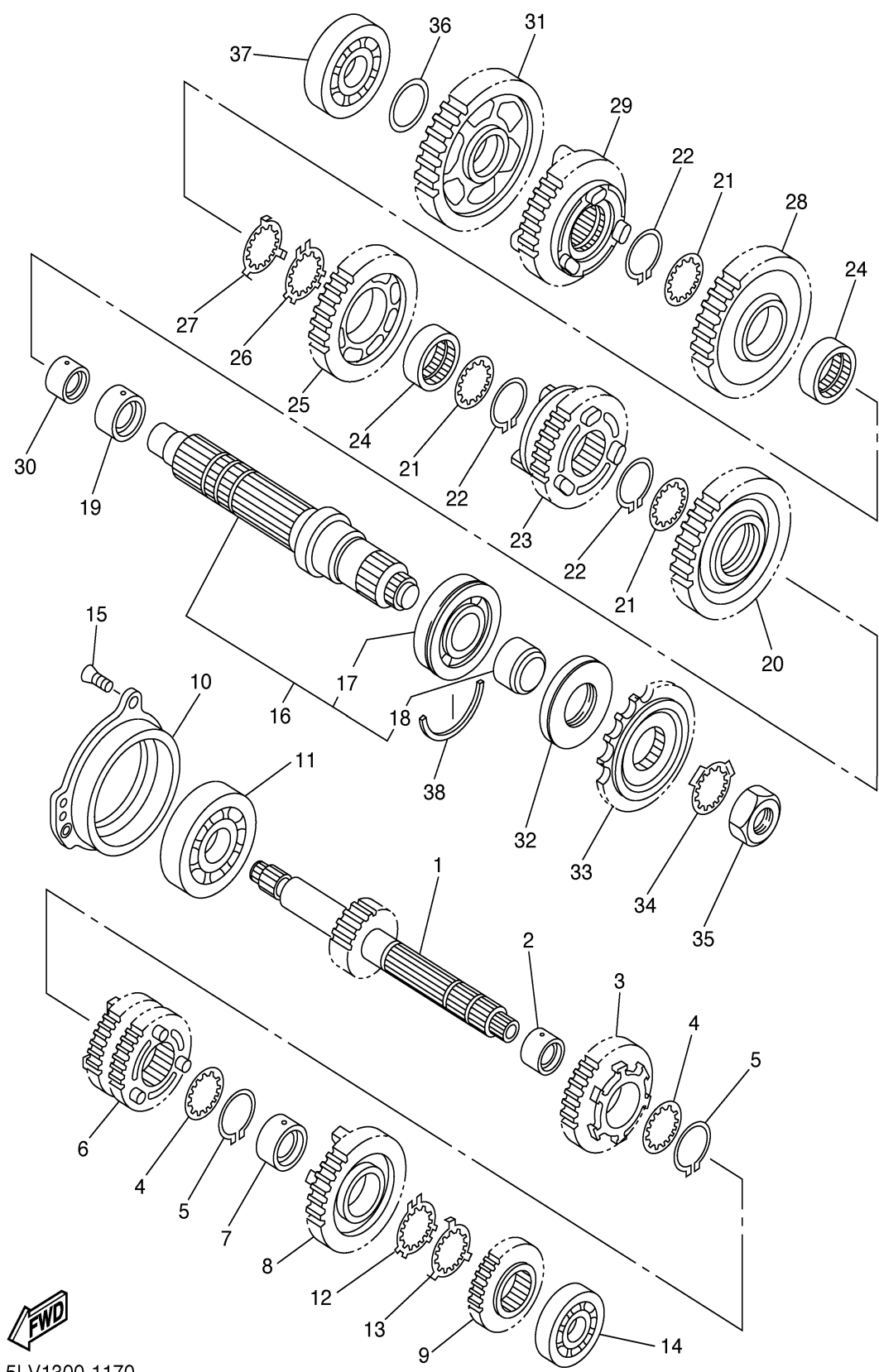


5LV1300-1160



CLUTCH

Ref. No.	Part Number	Description	Qty	Remarks
26	90201-12163-00	WASHER, PLATE	1	
27	90201-10119-00	WASHER, PLATE	1	
28	99009-10400-00	CIRCLIP	1	
29	93317-11020-00	BEARING	1	
30	93102-12106-00	OIL SEAL (SD 12-22-5 HS)	1	
31	93317-11287-00	BEARING	1	
32	4XV-16154-00-00	PLATE, THRUST 1	1	
33	4XV-13354-00-00	SPROCKET, DRIVE	1	
34	5LV-16309-09-00	PLATE SET	1	AP



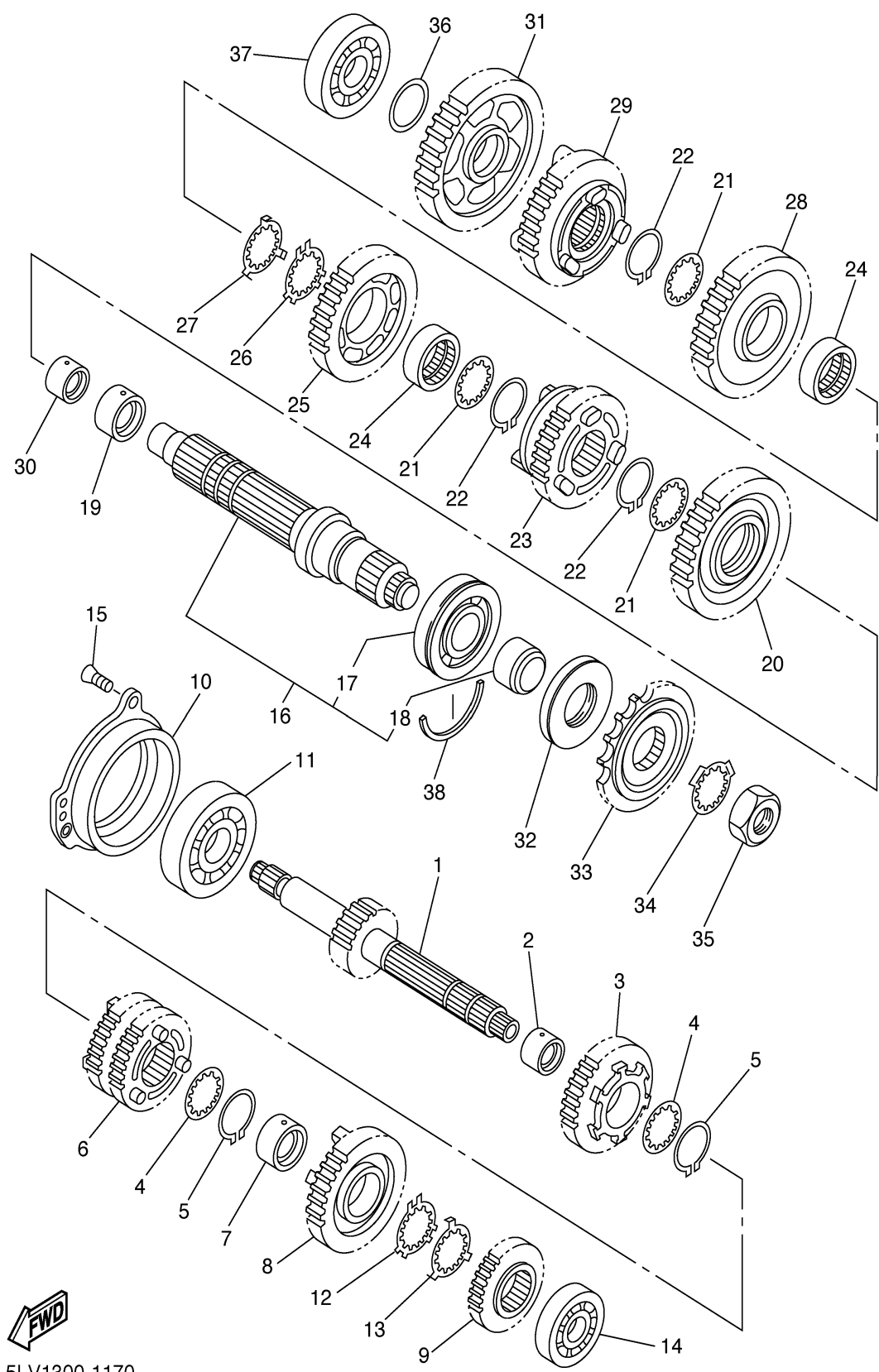
5LV1300-1170

FZS1000N_C

TRANSMISSION

Ref. No.	Part Number	Description	Qty	Remarks
1	5LV-17411-00-00	AXLE, MAIN (14T)	1	
2	90387-2811B-00	COLLAR	1	
3	5JJ-17151-00-00	GEAR, 5TH PINION (25T)	1	
4	90209-25342-00	WASHER	2	
5	93440-28062-00	CIRCLIP	2	
6	5JJ-17131-00-00	GEAR, 3RD PINION (20/21T)	1	
7	90387-2810U-00	COLLAR	1	
8	5JJ-17161-00-00	GEAR, 6TH PINION (26T)	1	
9	5JJ-17121-00-00	GEAR, 2ND PINION (19T)	1	
10	5JJ-15163-00-00	HOUSING, BEARING 1	1	
11	93306-37807-00	BEARING	1	
12	90209-25349-00	WASHER	1	
13	90209-25350-00	WASHER	1	
14	93306-27208-00	BEARING	1	
15	90149-06126-00	SCREW	3	
16	5LV-17402-00-00	DRIVE AXLE ASSY	1	
17	93306-20705-00	. BEARING (B6207N)	1	
18	90387-30001-00	. COLLAR	1	
19	90387-3311C-00	COLLAR	1	
20	5JJ-17221-00-00	GEAR, 2ND WHEEL (35T)	1	
21	90209-30344-00	WASHER	3	
22	93440-32063-00	CIRCLIP	3	
23	5JJ-17261-00-00	GEAR, 6TH WHEEL (29T)	1	
24	90387-3310V-00	COLLAR	2	
25	5JJ-17241-00-00	GEAR, 4TH WHEEL (28T)	1	
26	90209-30345-00	WASHER	1	
27	90209-30343-00	WASHER	1	
28	5JJ-17231-00-00	GEAR, 3RD WHEEL (30T)	1	
29	5JJ-17251-00-00	GEAR, 5TH WHEEL (30T)	1	

CONTINUED ON NEXT FRAME ➤



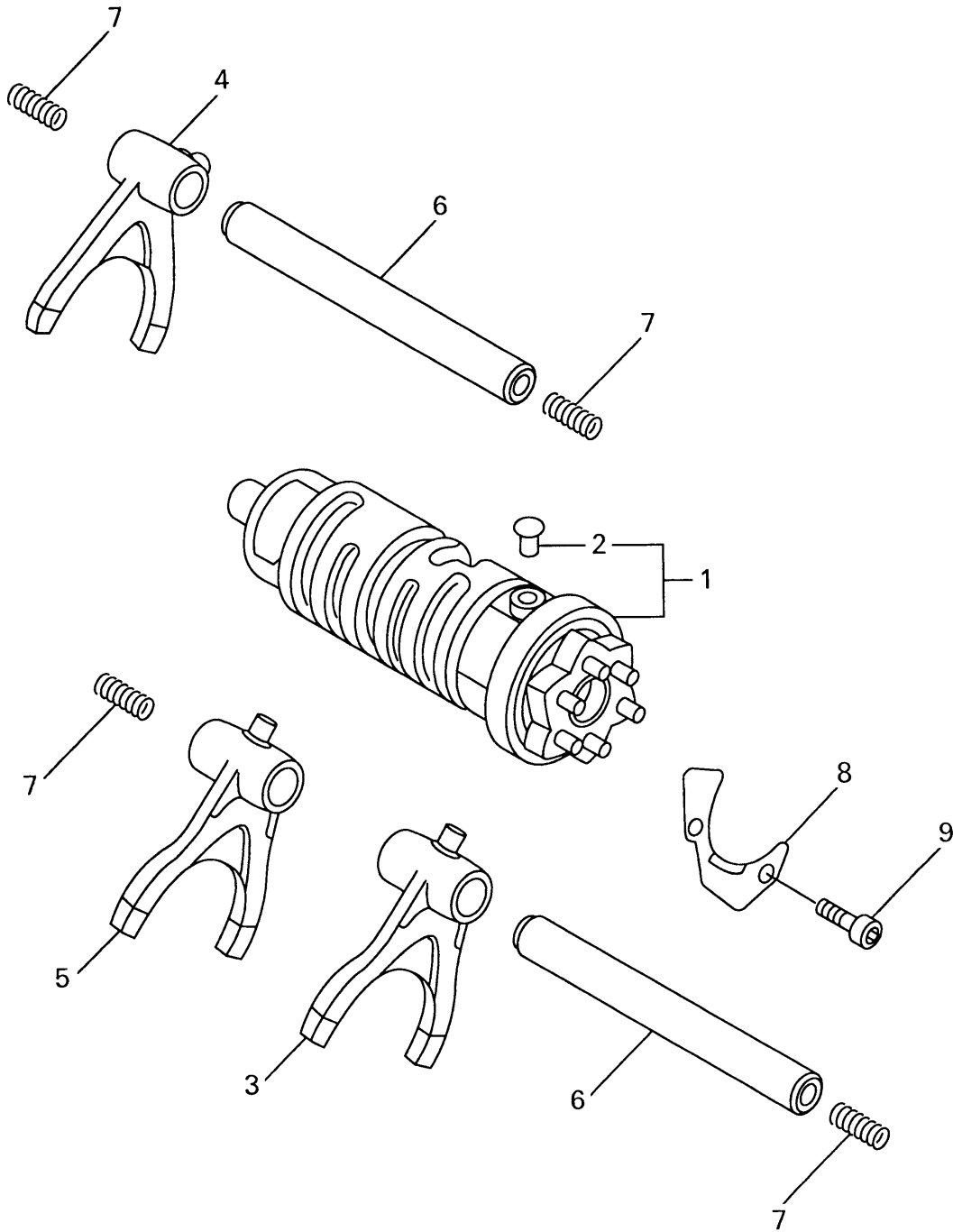
TRANSMISSION

Ref. No.	Part Number	Description	Qty	Remarks
30	90387-2511A-00	COLLAR	1	
31	5JJ-17211-00-00	GEAR, 1ST WHEEL (43T)	1	
32	93102-45465-00	OIL SEAL	1	
33	4XV-17460-00-00	SPROCKET, DRIVE	1	
34	90215-30233-00	WASHER, LOCK	1	
35	90179-22063-00	NUT	1	
36	90201-224L4-00	WASHER, PLATE	1	
37	93306-37209-00	BEARING	1	
38	93440-72049-00	CIRCLIP	1	

5LV1300-1170

SHIFT CAM. FORK

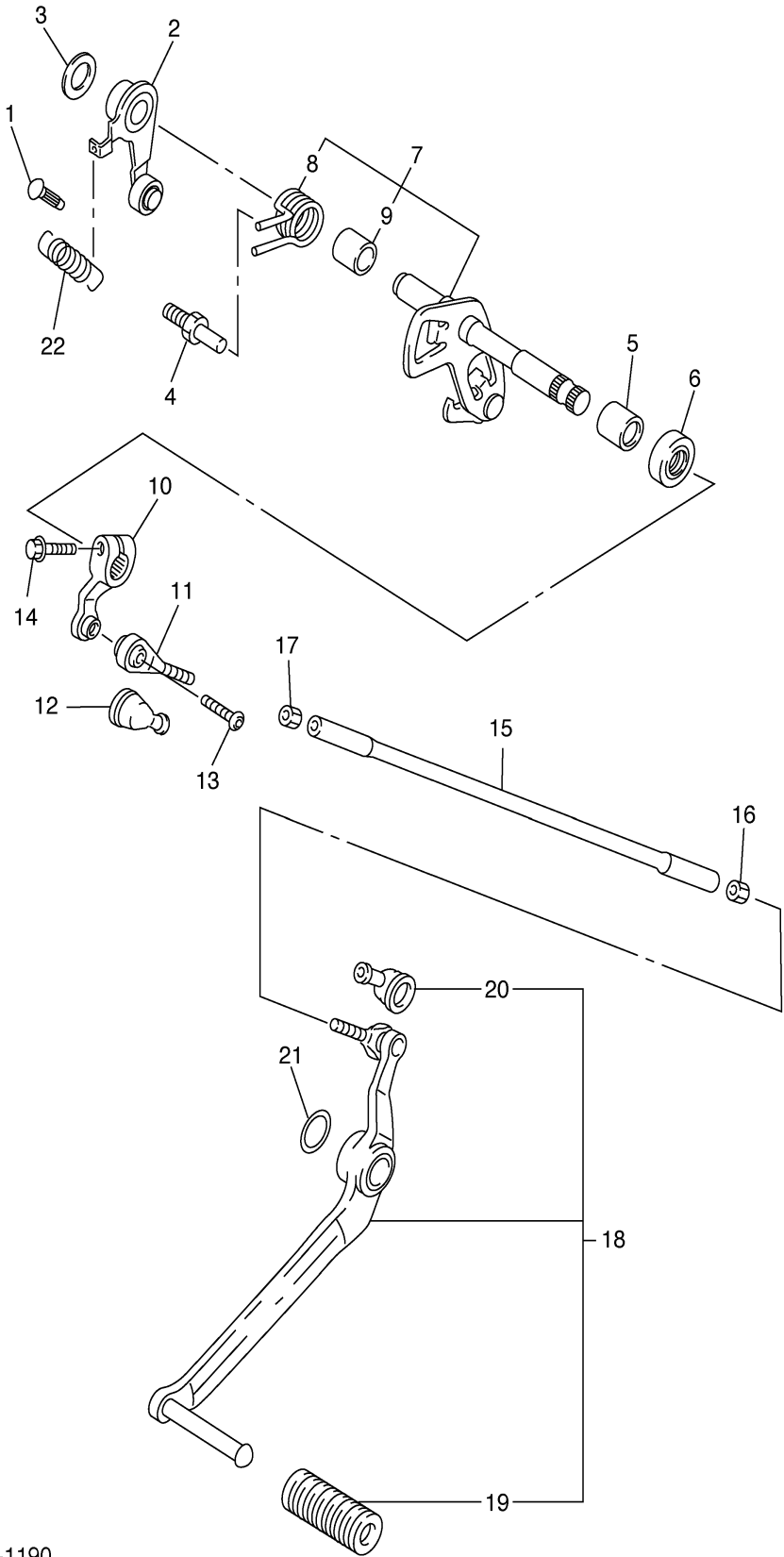
Ref. No.	Part Number	Description	Qty	Remarks
1	5LV-18540-00-00	SHIFT CAM ASSY	1	
2	136-18542-00-00	. POINT, NEUTRAL	1	
3	4XV-18511-00-00	FORK, SHIFT 1	1	
4	5JJ-18512-00-00	FORK, SHIFT 2	1	
5	4XV-18513-00-00	FORK, SHIFT 3	1	
6	4XV-18531-00-00	BAR, SHIFT FORK GUIDE 1 ...	2	
7	90501-064L1-00	SPRING, COMPRESSION	4	
8	4XV-18536-00-00	STOPPER, SHIFT BAR	1	
9	91317-06012-00	BOLT	2	



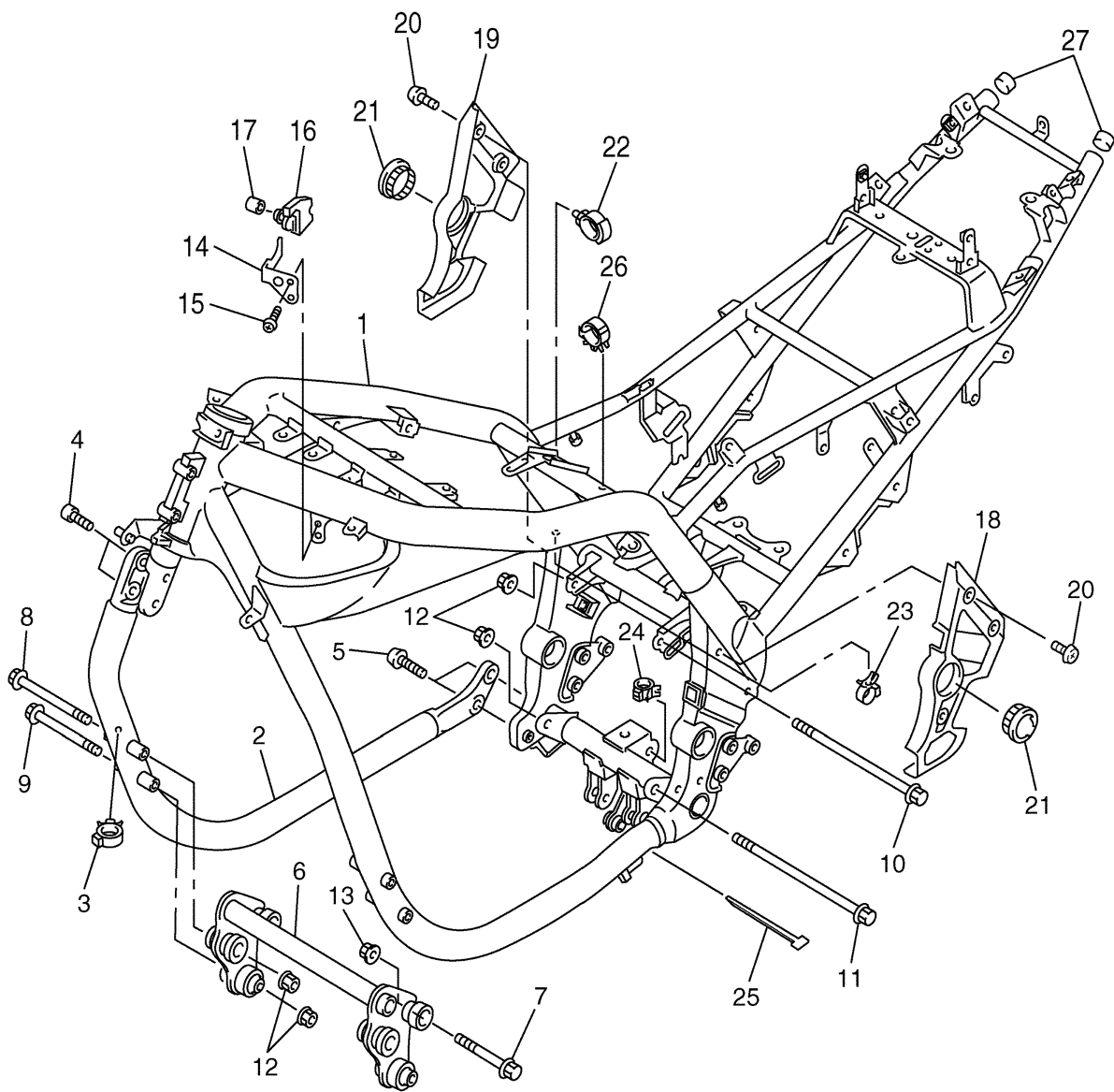
4XV352-8170

SHIFT SHAFT

Ref. No.	Part Number	Description	Qty	Remarks
1	132-16346-00-00	HOOK, SPRING	1	
2	5JJ-18140-00-00	STOPPER LEVER ASSY	1	
3	90201-120K4-00	WASHER, PLATE	1	
4	4XV-18127-00-00	STOPPER, SCREW	1	
5	93317-11287-00	BEARING	1	
6	93101-12004-00	OIL SEAL	1	
7	5LV-18101-00-00	SHIFT SHAFT ASSY	1	
8	90508-295B2-00	. SPRING, TORSION	1	
9	90387-1211D-00	. COLLAR	1	
10	5EB-18112-01-00	ARM, SHIFT	1	
11	5LV-18116-00-00	JOINT, ROD 1	1	
12	4XV-18154-00-00	COVER, DUST	1	
13	90111-06019-00	BOLT	1	
14	95824-06020-00	BOLT, FLANGE	1	
15	5LV-18115-00-00	ROD, SHIFT	1	
16	90170-06228-00	NUT (COUNTER CLOCKWISE)	1	
17	9538R-06700-00	NUT	1	
18	5LV-18110-00-00	SHIFT PEDAL ASSY	1	
19	5EB-18113-00-00	. COVER, SHIFT PEDAL	1	
20	4XV-18154-00-00	. COVER, DUST	1	
21	90206-17084-00	WASHER, WAVE	1	
22	90506-14002-00	SPRING, TENSION	1	



5LV1300-1190

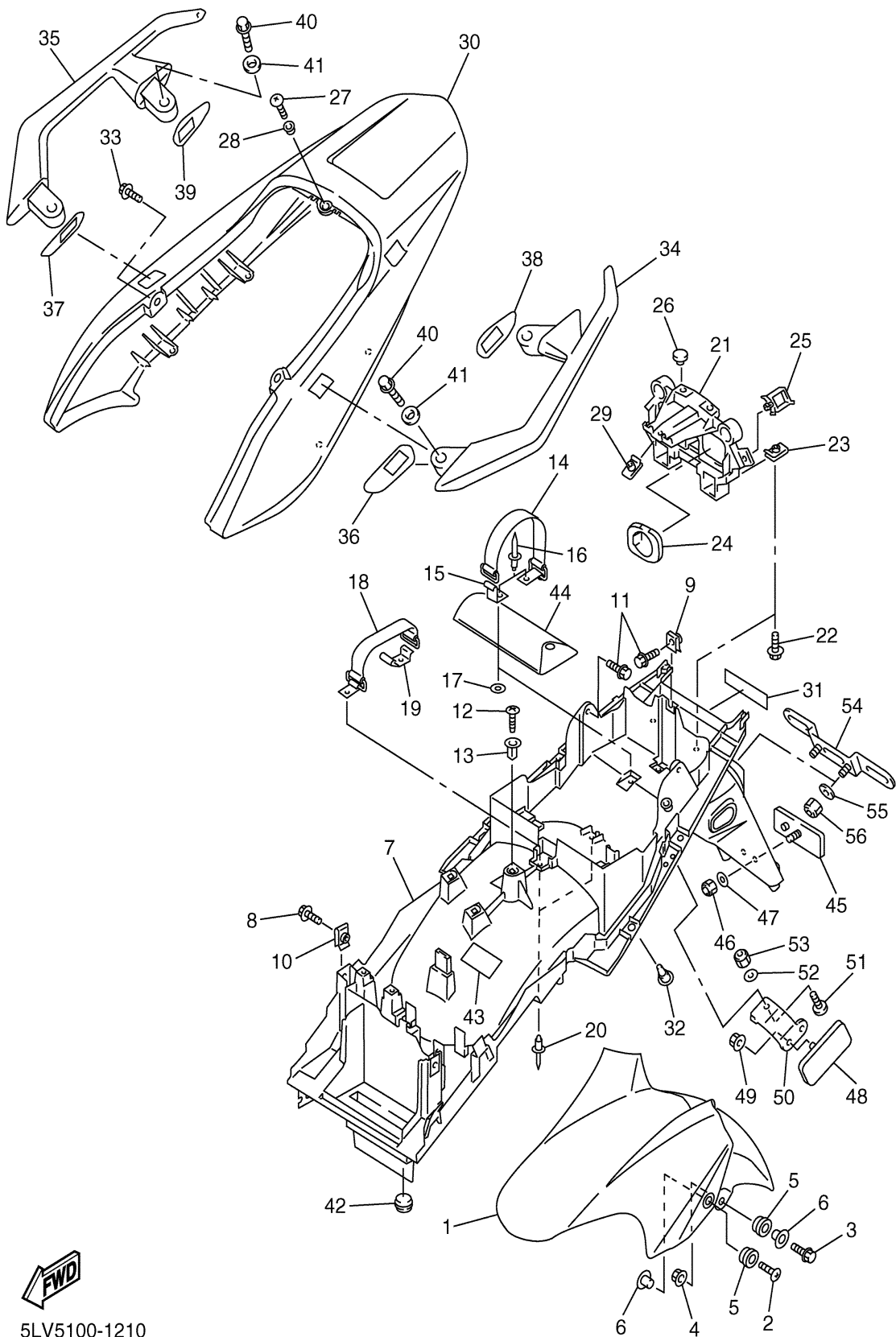


FRAME

Ref. No.	Part Number	Description	Qty	Remarks
1	5LV-21110-00-00	FRAME COMP.	1	
2	5LV-21150-00-00	DOWN TUBE COMP 2	1	
3	90464-25217-00	CLAMP	1	
4	90110-10191-00	BOLT, HEXAGON SOCKET HEAD	2	
5	90111-10004-00	BOLT	2	
6	5LV-21400-00-00	ENGINE BRACKET COMP. ...	1	
7	90105-10028-00	BOLT, WASHER BASED	2	
8	90105-10027-00	BOLT, WASHER BASED	2	
9	90105-08042-00	BOLT, WASHER BASED	2	
10	95817-10180-00	BOLT, FLANGE	1	
11	95817-10190-00	BOLT, FLANGE	1	
12	95607-10200-00	NUT, SELF-LOCKING	6	
13	90185-08169-00	NUT, SELF-LOCKING	2	
14	4XV-2116J-00-00	BRACKET 7	1	
15	98907-06012-00	SCREW, BIND	2	
16	4XV-2116A-00-00	STAY 1	1	
17	90387-061K9-00	COLLAR	2	
18	5LV-2117F-00-00	COVER	1	
19	5LV-2117M-00-00	COVER 2	1	
20	90149-06298-00	SCREW	6	
21	4BH-2219X-00-00	COVER	2	
22	90464-20181-00	CLAMP	1	
23	90464-10190-00	CLAMP	1	
24	90464-08189-00	CLAMP	1	
25	90464-15195-00	CLAMP	1	
26	90464-25217-00	CLAMP	1	
27	3YX-2143A-00-00	CAP	2	



5LV5100-1200



FENDER

Ref. No.	Part Number	Description	Qty	Remarks
1	5LV-21511-00-4B	FENDER, FRONT	1	UR BL2
	5LV-21511-00-P0	FENDER, FRONT	1	UR DPBMC
2	90154-06061-00	SCREW, BINDING	2	
3	95024-06025-00	BOLT, FLANGE	2	
4	90179-06009-00	NUT	2	
5	90480-12072-00	GROMMET	4	
6	90387-065J6-00	COLLAR	4	
7	5LV-21611-00-00	FENDER, REAR	1	
8	90119-06079-00	BOLT, WITH WASHER	2	
9	90183-06069-00	NUT, SPRING	1	
10	90183-06023-00	NUT, SPRING	2	
11	90119-06079-00	BOLT, WITH WASHER	3	
12	97707-60020-00	SCREW, TAPPING	1	
13	90338-08226-00	PLUG	1	
14	4HM-21647-00-00	BAND	1	
15	4HM-2162A-00-00	HOOK	1	
16	90267-40076-00	RIVET, BLIND	2	
17	90201-044H9-00	WASHER, PLATE	2	
18	4HM-82131-00-00	BAND, BATTERY	1	
19	5LV-2162A-00-00	HOOK	1	
20	90267-40076-00	RIVET, BLIND	2	
21	5LV-2117E-00-00	BRACKET, TAILLIGHT	1	
22	90119-06096-00	BOLT, WITH WASHER	2	
23	90183-06069-00	NUT, SPRING	2	
24	5JJ-2172X-00-00	COVER, TAILLIGHT	2	
25	90464-16025-00	CLAMP	1	
26	3L7-24724-00-00	DAMPER, SEAT	2	
27	90150-05039-00	SCREW, ROUND HEAD	1	
28	90387-06008-00	COLLAR	1	

CONTINUED ON NEXT FRAME ➤

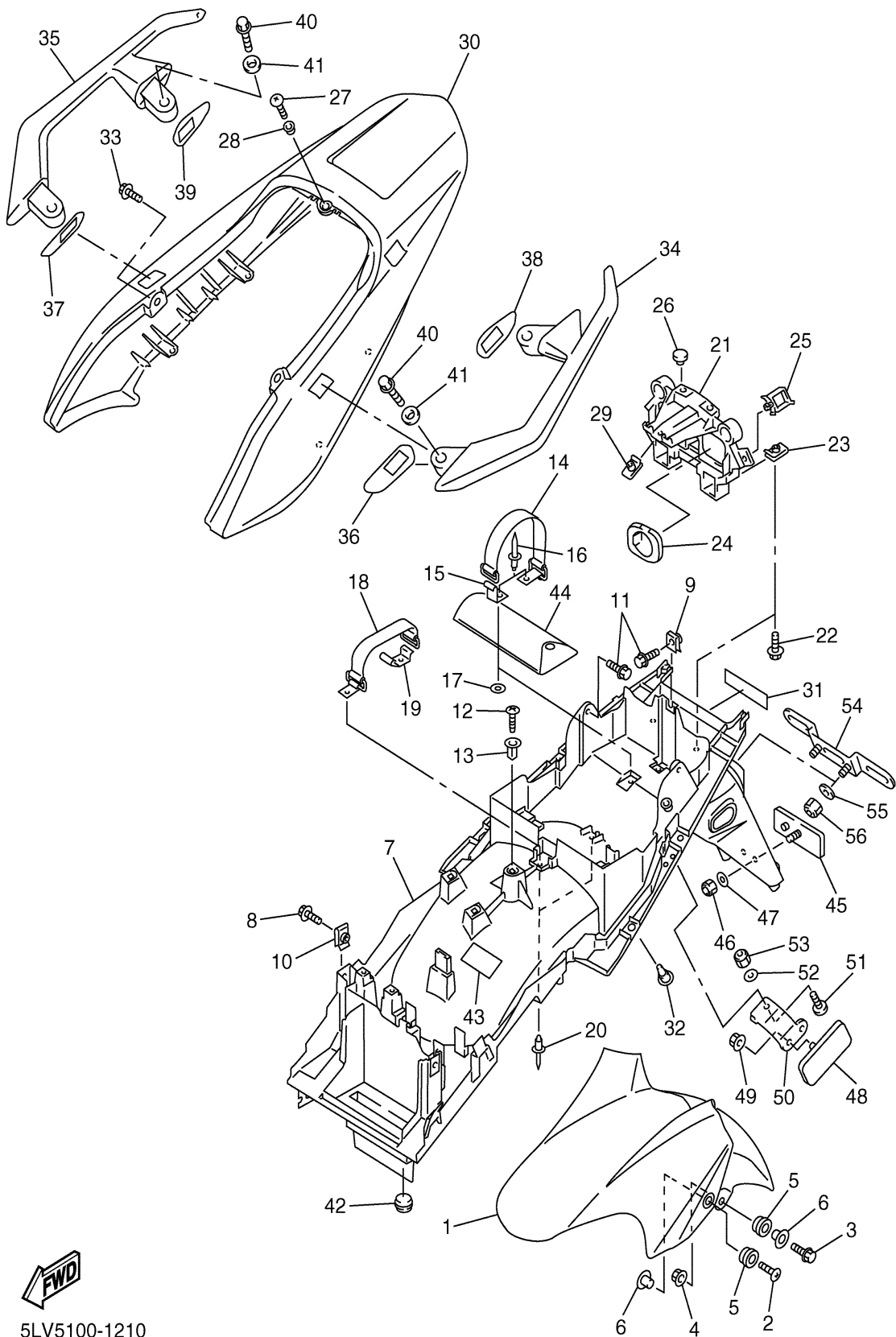


5LV5100-1210



FZS1000N_C

CONTINUED ON NEXT FRAME ►

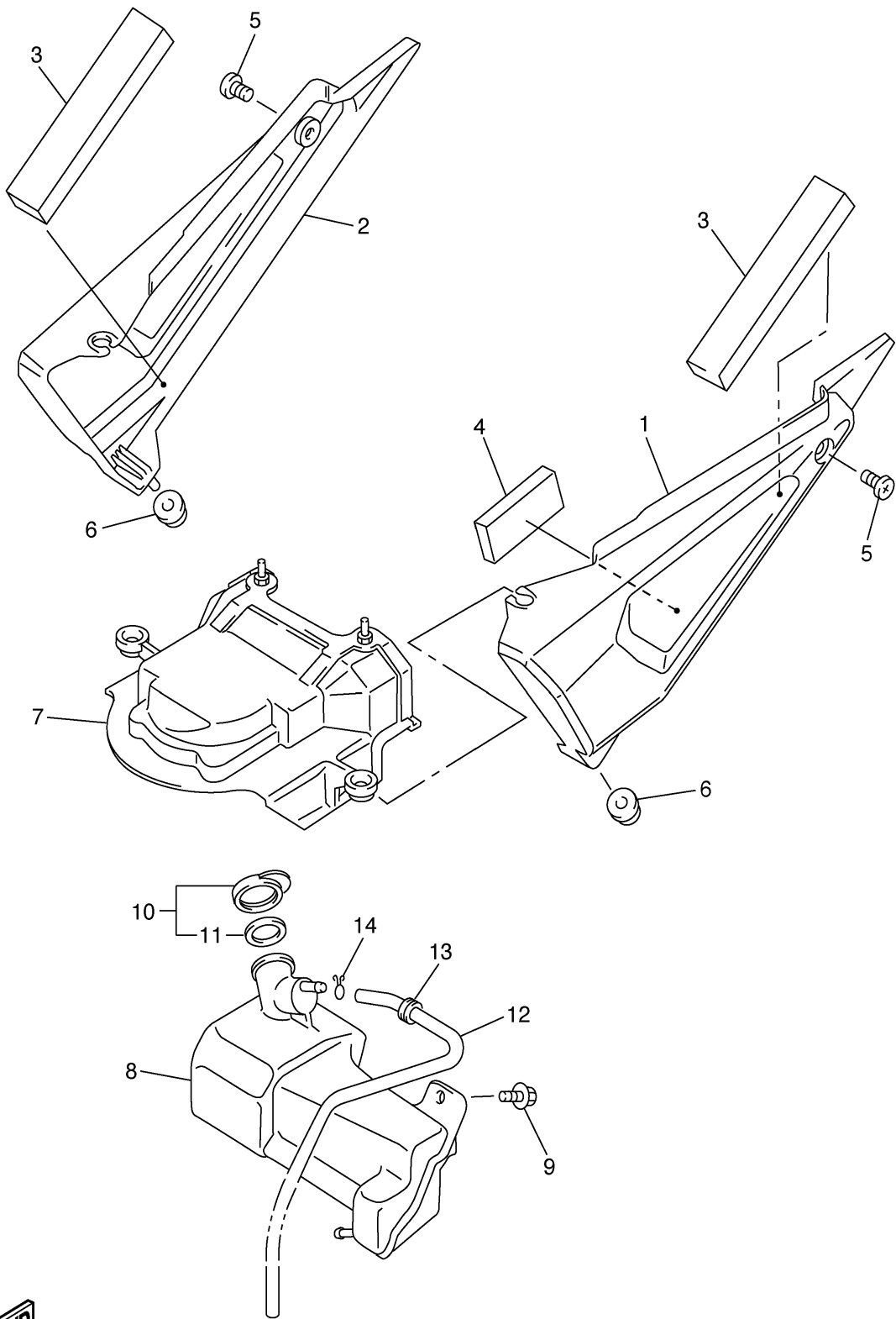


FENDER

Ref. No.	Part Number	Description	Qty	Remarks
52	90201-044H9-00	WASHER, PLATE	2	
53	95617-04100-00	NUT, U	2	
54	5JJ-84751-00-00	BRACKET, LICENSE	1	
55	90201-06057-00	WASHER, PLATE	2	
56	95617-06100-00	NUT, U	2	



5LV5100-1210

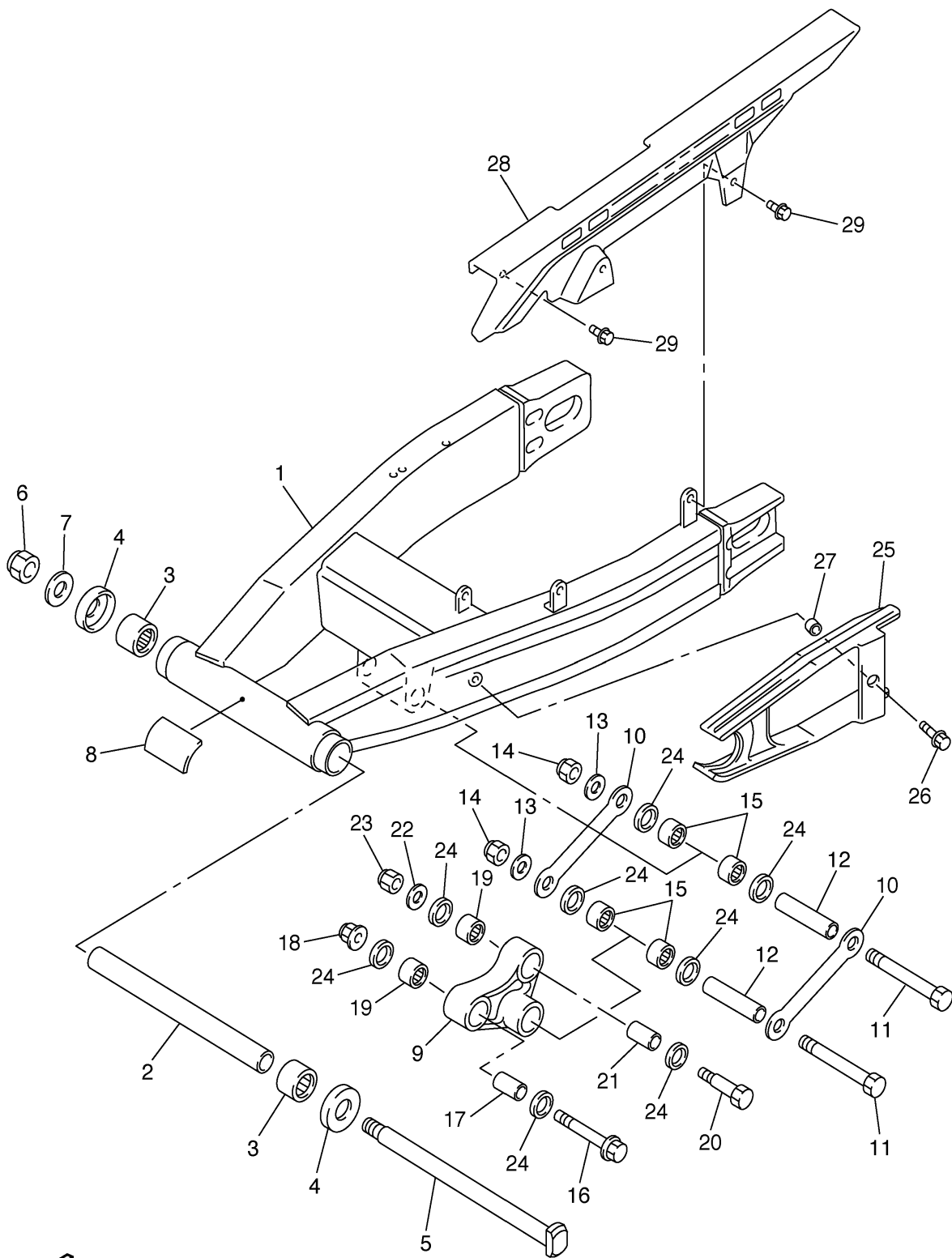


SIDE COVER

Ref. No.	Part Number	Description	Qty	Remarks
1	5LV-21711-00-00	COVER, SIDE 1	1	
2	5LV-21721-00-00	COVER, SIDE 2	1	
3	5LV-2174X-00-00	DAMPER	2	
4	4PT-28217-00-00	DAMPER 1	1	
5	98980-06012-00	SCREW	2	
6	90480-13567-00	GROMMET	2	
7	5LV-2172W-00-00	COVER	1	
8	5LV-21871-00-00	TANK, RECOVERY	1	
9	97017-06016-00	BOLT, WITH WASHER	2	
10	1AA-21815-00-00	CAP	1	
11	1AA-21874-00-00	. GASKET	1	
12	90445-08007-00	HOSE	1	
13	90480-12613-00	GROMMET	1	
14	90467-08003-00	CLIP	1	



5LV1300-1220

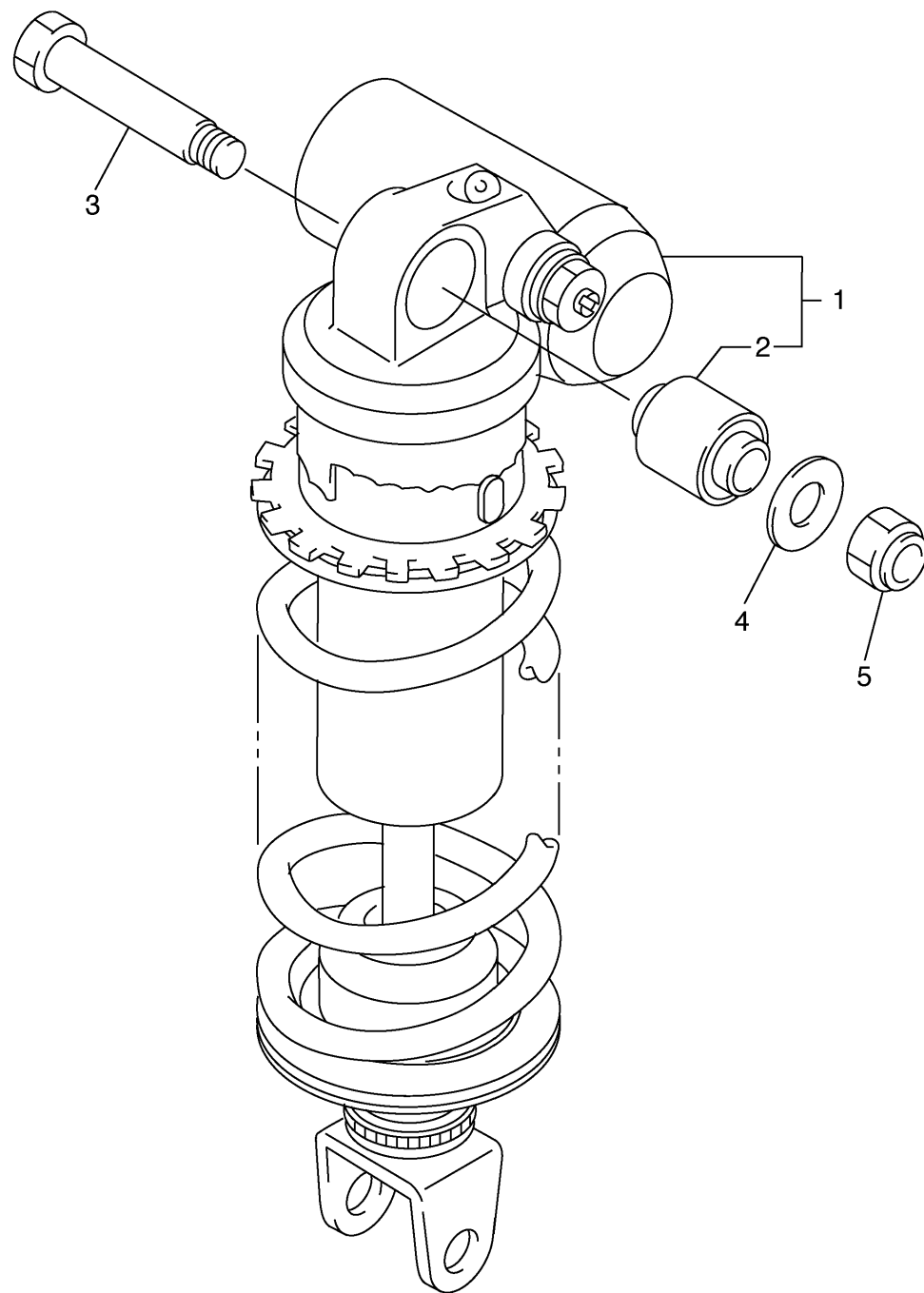


REAR ARM

Ref. No.	Part Number	Description	Qty	Remarks
1	5LV-22110-00-00	REAR ARM COMP.	1	
2	3FV-22184-00-00	BUSH	1	
3	93315-42523-00	BEARING	2	
4	5JJ-22128-00-00	COVER, THRUST 1	2	
5	3GM-22141-01-00	SHAFT, PIVOT	1	
6	90185-18104-00	NUT, SELF-LOCKING	1	
7	90201-186M4-00	WASHER, PLATE	1	
8	5LV-21732-00-00	SEAL 1	1	
9	5LV-2217A-00-00	ARM, RELAY	1	
10	5LV-2217M-00-00	ARM 1	2	
11	90101-12749-00	BOLT	2	
12	90387-126Y1-00	COLLAR	2	
13	92907-12600-00	WASHER	2	
14	95617-12110-00	NUT, SELF-LOCKING	2	
15	93317-21746-00	BEARING	4	
16	95817-10065-00	BOLT, WASHER BASED	1	
17	90387-102R4-00	COLLAR	1	
18	95607-10200-00	NUT, SELF-LOCKING	1	
19	93317-31771-00	BEARING	2	
20	90101-10659-00	BOLT	1	
21	90387-127W0-00	COLLAR	1	
22	90201-101J1-00	WASHER, PLATE	1	
23	95617-10100-00	NUT, U	1	
24	93109-17071-00	OIL SEAL	8	
25	5LV-22151-00-00	SEAL, GUARD	1	
26	97024-06020-00	BOLT	1	
27	90387-06022-00	COLLAR	1	
28	5LV-22311-00-00	CASE, CHAIN	1	
29	90119-06007-00	BOLT, WITH WASHER	3	



5LV1300-1230



REAR SUSPENSION

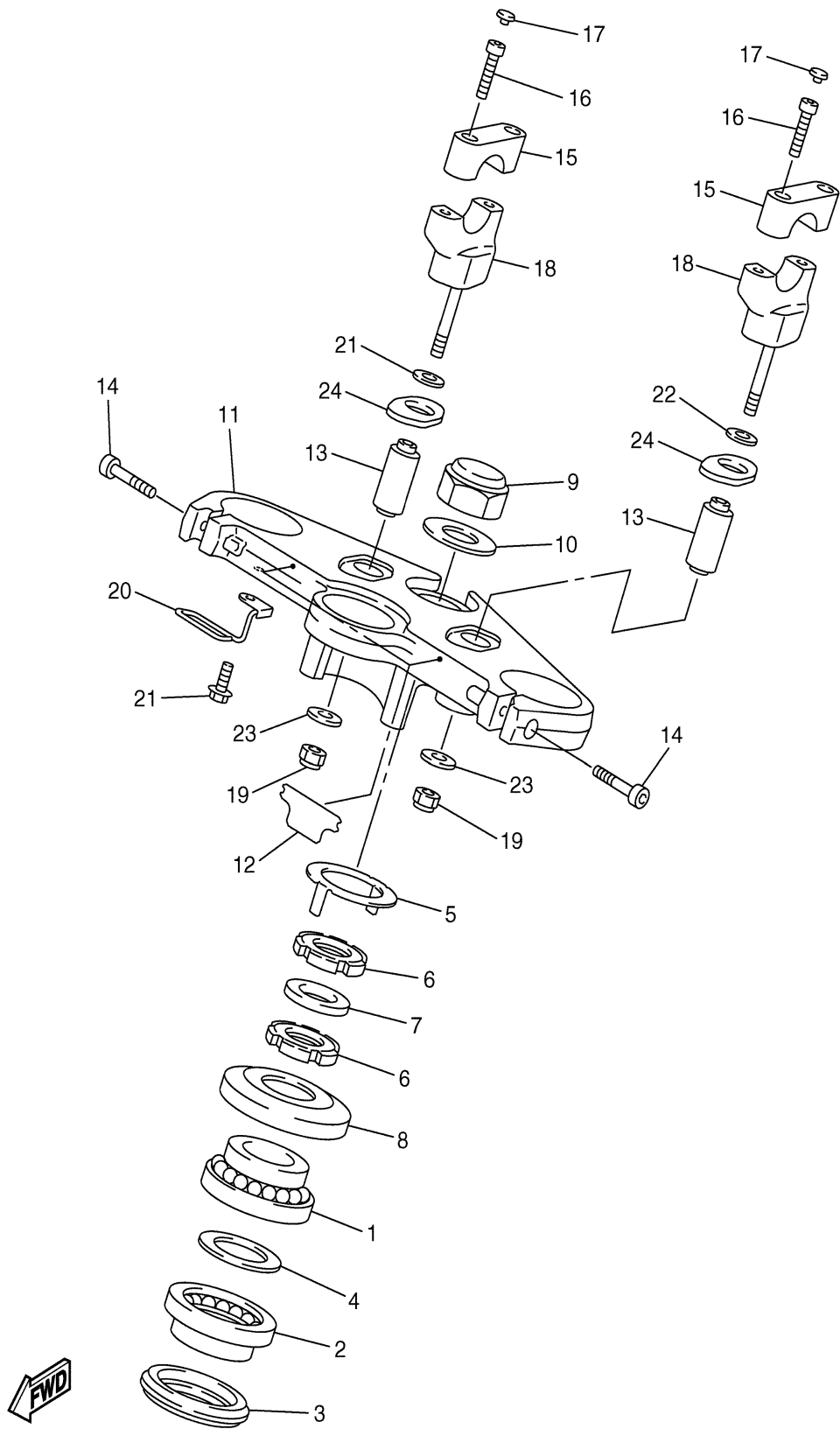
Ref. No.	Part Number	Description	Qty	Remarks
1	5LV-22210-00-00	SHOCK ABSORBER ASSY, REAR	1	
	5LV-22210-10-00	SHOCK ABSORBER ASSY, REAR	1	
	5LV-22210-20-00	SHOCK ABSORBER ASSY, REAR	1	
2	3YF-22216-01-00	. BUSH, REAR SHOCK ABSORBER	1	
3	90109-10662-00	BOLT	1	
4	90201-101J1-00	WASHER, PLATE	1	
5	95607-10100-00	NUT, U	1	



5LV1300-1240

STEERING

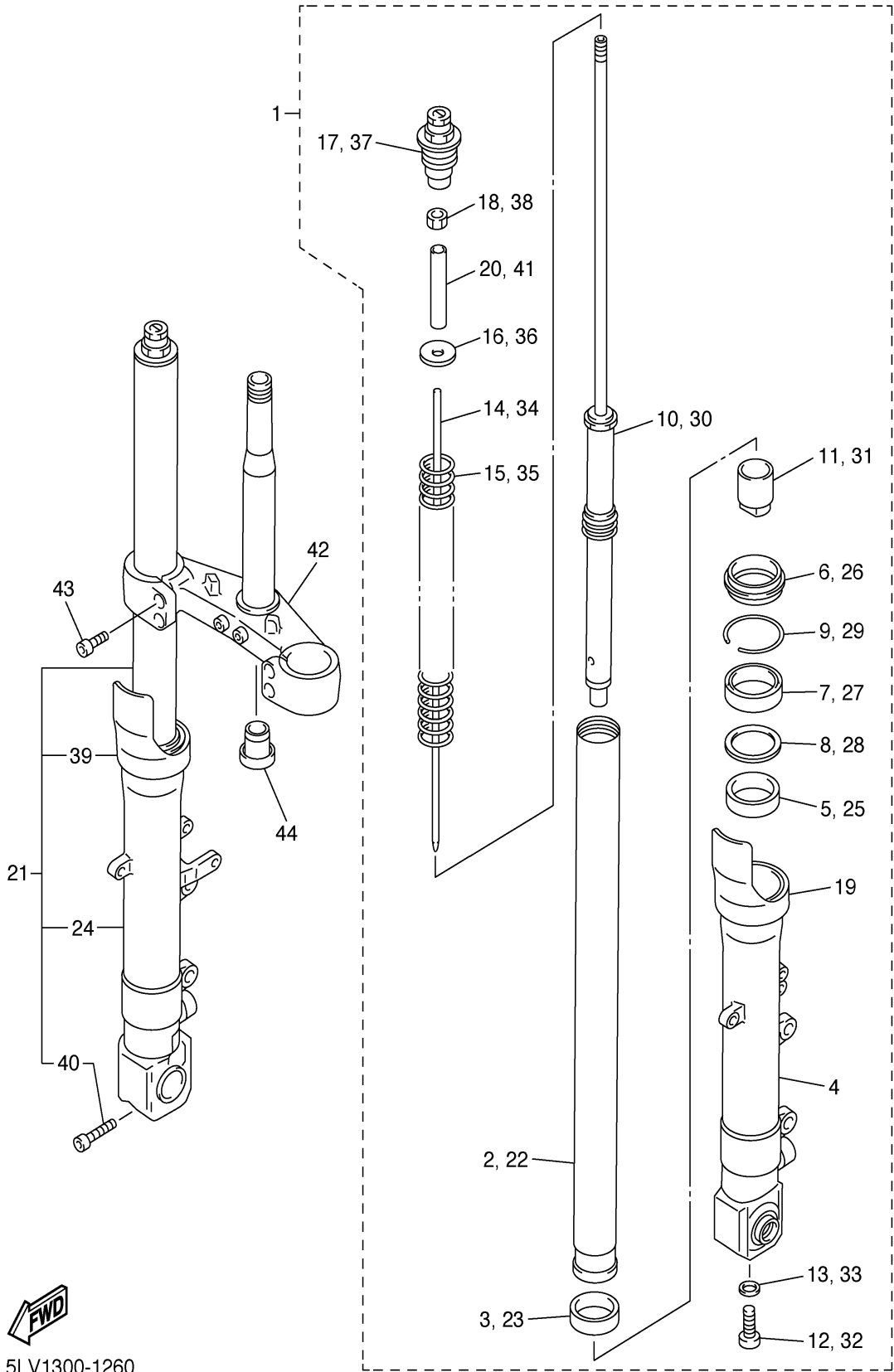
Ref. No.	Part Number	Description	Qty	Remarks
1	93399-99931-00	BEARING	1	
2	93399-99932-00	BEARING	1	
3	3FV-23462-00-00	SEAL, STEERING	1	
4	90202-24190-00	WASHER, PLATE	1	
5	26H-23418-01-00	WASHER, SPECIAL	1	
6	90179-25033-00	NUT	2	
7	90202-26142-00	WASHER, PLATE	1	
8	4DN-23416-20-00	COVER, BALL RACE 2	1	
9	90176-22081-00	NUT, CROWN	1	
10	90201-220T0-00	WASHER, PLATE	1	
11	5LV-23435-00-00	CROWN, HANDLE	1	
12	5LV-23472-00-00	PROTECTOR	2	
13	5A823-43401-00	HOLDER, DAMPER	2	
14	91314-08030-00	BOLT	2	
15	4H7-23441-00-98	HOLDER, HANDLE UPPER ...	2	LGB
16	91317-08030-00	BOLT	4	
17	341-23469-00-00	CAP, BOLT	4	
18	5LV-23442-00-00	HOLDER, HANDLE LOWER ...	2	
19	95607-10100-00	NUT, U	2	
20	5LV-23317-01-00	HOLDER, CABLE	1	
21	95027-06010-00	BOLT, FLANGE	1	
22	92907-10200-00	WASHER, PLAIN	2	
23	90201-100A1-00	WASHER, PLATE	2	
24	5LV-23445-00-00	DAMPER	2	



5LV5100-1250



5LV1300-1260



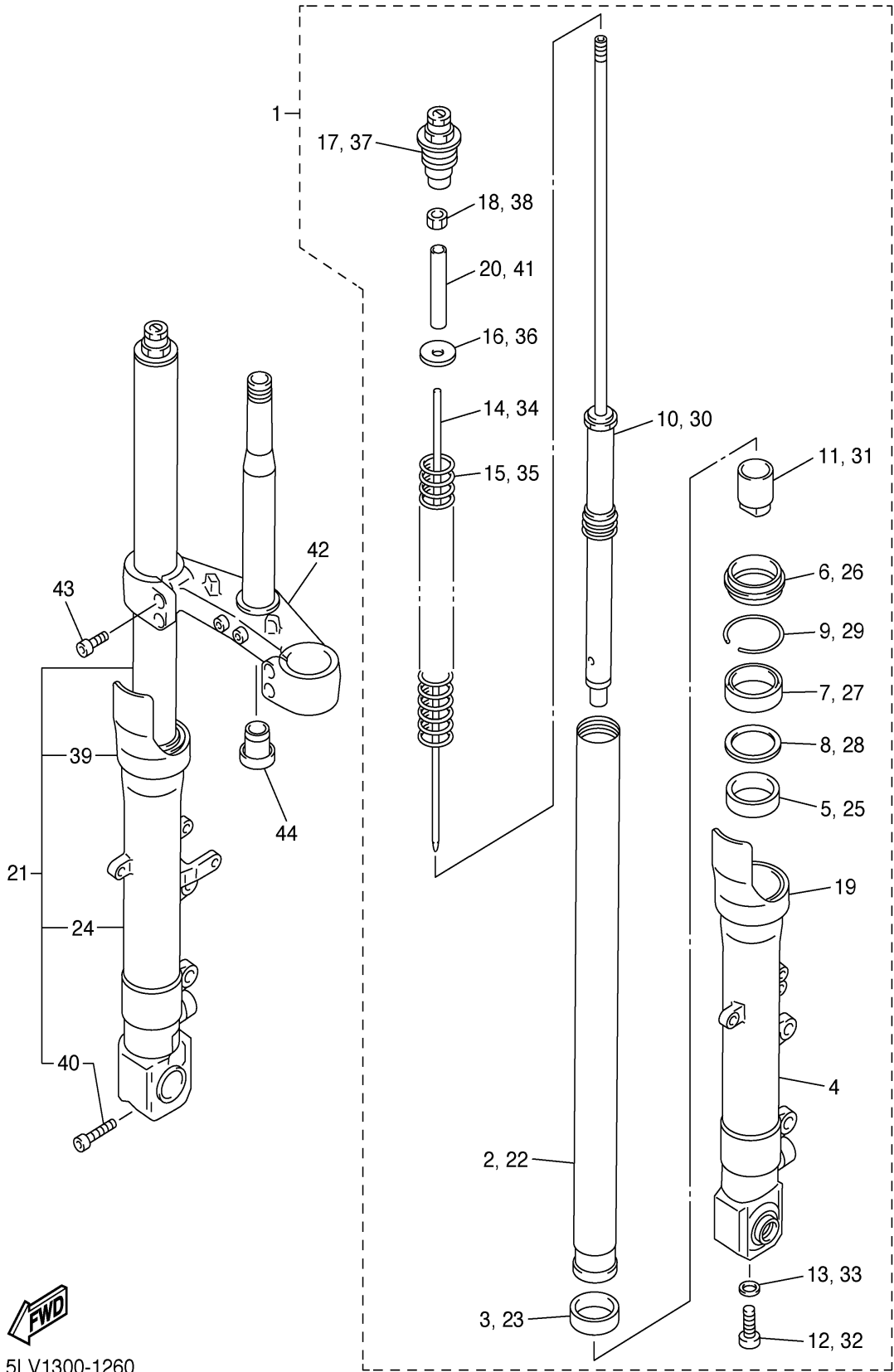
FRONT FORK

Ref. No.	Part Number	Description	Qty	Remarks
1	5LV-23102-00-00	FRONT FORK ASSY (L.H)	1	
2	5LV-23110-00-00	. INNER TUBE COMP 1	1	
3	4TX-23135-A0-00	. METAL, SLIDE 2	1	
4	5LV-23106-00-00	. OUTER TUBE COMP. (L.H) . .	1	
5	4TX-23125-A0-00	. METAL, SLIDE 1	1	
6	4TX-23144-00-00	. SEAL, DUST	1	
7	4TX-23145-00-00	. OIL SEAL	1	
8	4TX-23115-00-00	. GUIDE, COVER UPPER	1	
9	4TX-23156-00-00	. CLIP, OIL SEAL	1	
10	5LV-23170-00-00	. CYLINDER COMP., FRONT FORK	1	
11	5LV-23173-00-00	. SPINDLE, TAPER	1	
12	90110-10N52-00	. BOLT, HEXAGON SOCKET HEAD	1	
13	90430-10171-00	. GASKET	1	
14	5LV-2318Y-00-00	. PLUNGER	1	
15	5LV-23141-00-00	. SPRING, FRONT FORK	1	
16	90201-10321-00	. WASHER, PLATE	1	
17	5LV-23111-00-00	. BOLT, CAP	1	
18	95307-10600-00	. NUT	1	
19	4TX-2331G-00-00	. COVER	1	
20	5LV-23118-00-00	. SPACER	1	
21	5LV-23103-00-00	FRONT FORK ASSY (R.H)	1	
22	5LV-23110-00-00	. INNER TUBE COMP 1	1	
23	4TX-23135-A0-00	. METAL, SLIDE 2	1	
24	5LV-23107-00-00	. OUTER TUBE COMP. (R.H) . .	1	
25	4TX-23125-A0-00	. METAL, SLIDE 1	1	
26	4TX-23144-00-00	. SEAL, DUST	1	
27	4TX-23145-00-00	. OIL SEAL	1	

CONTINUED ON NEXT FRAME ►



5LV1300-1260



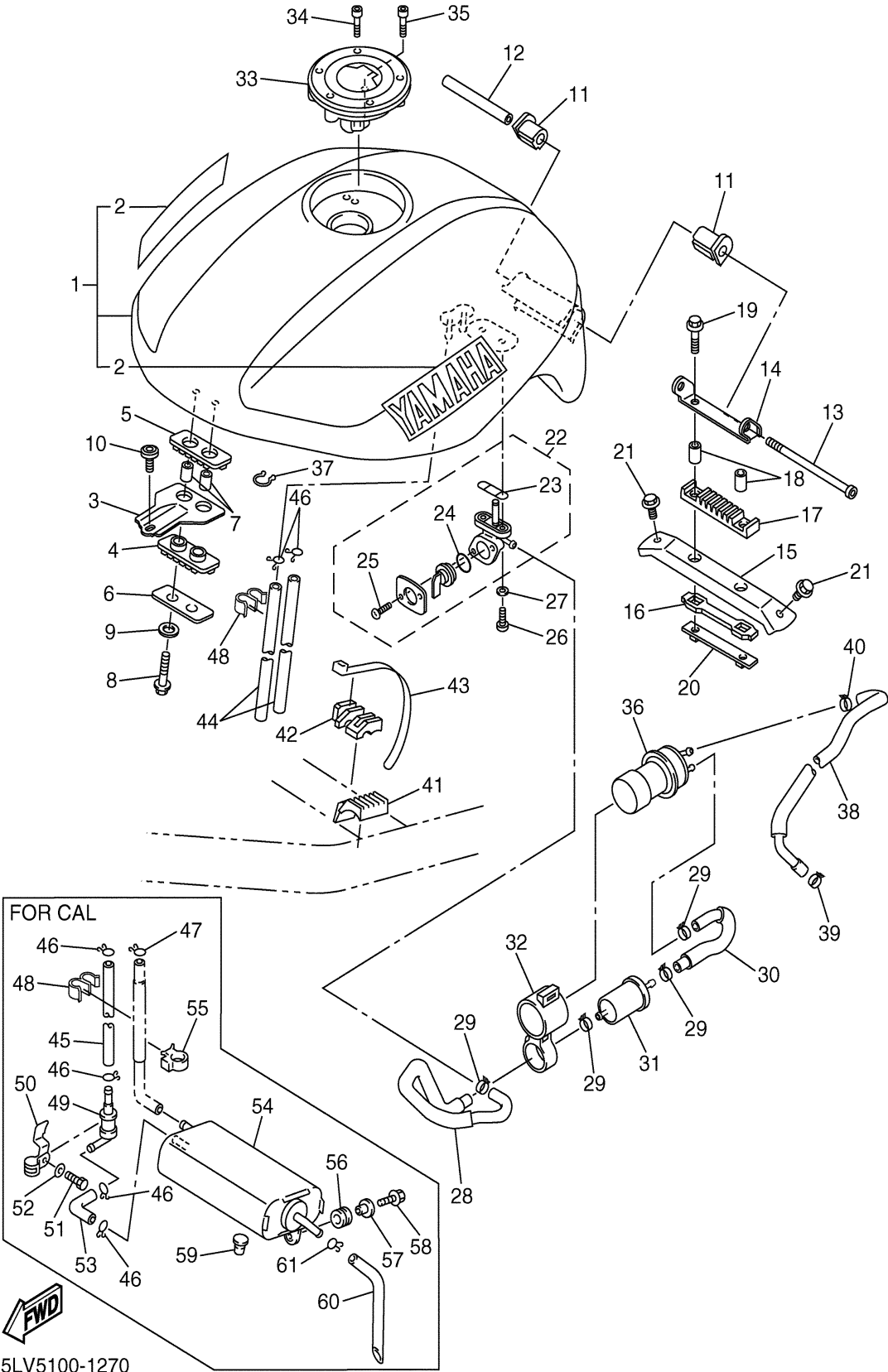
FRONT FORK

Ref. No.	Part Number	Description	Qty	Remarks
28	4TX-23115-00-00	. GUIDE, COVER UPPER	1	
29	4TX-23156-00-00	. CLIP, OIL SEAL	1	
30	5LV-23170-00-00	. CYLINDER COMP., FRONT FORK	1	
31	5LV-23173-00-00	. SPINDLE, TAPER	1	
32	90110-10N52-00	. BOLT, HEXAGON SOCKET HEAD	1	
33	90430-10171-00	. GASKET	1	
34	5LV-2318Y-00-00	. PLUNGER	1	
35	5LV-23141-00-00	. SPRING, FRONT FORK	1	
36	90201-10321-00	. WASHER, PLATE	1	
37	5LV-23111-00-00	. BOLT, CAP	1	
38	95307-10600-00	. NUT	1	
39	4TX-2331G-00-00	. COVER	1	
40	91314-08045-00	. BOLT	1	
41	5LV-23118-00-00	. SPACER	1	
42	5LV-23340-00-00	UNDER BRACKET COMP.	1	
43	91314-08025-00	BOLT	4	
44	4KM-23123-01-00	COVER, LOWER 1	1	

FUEL TANK

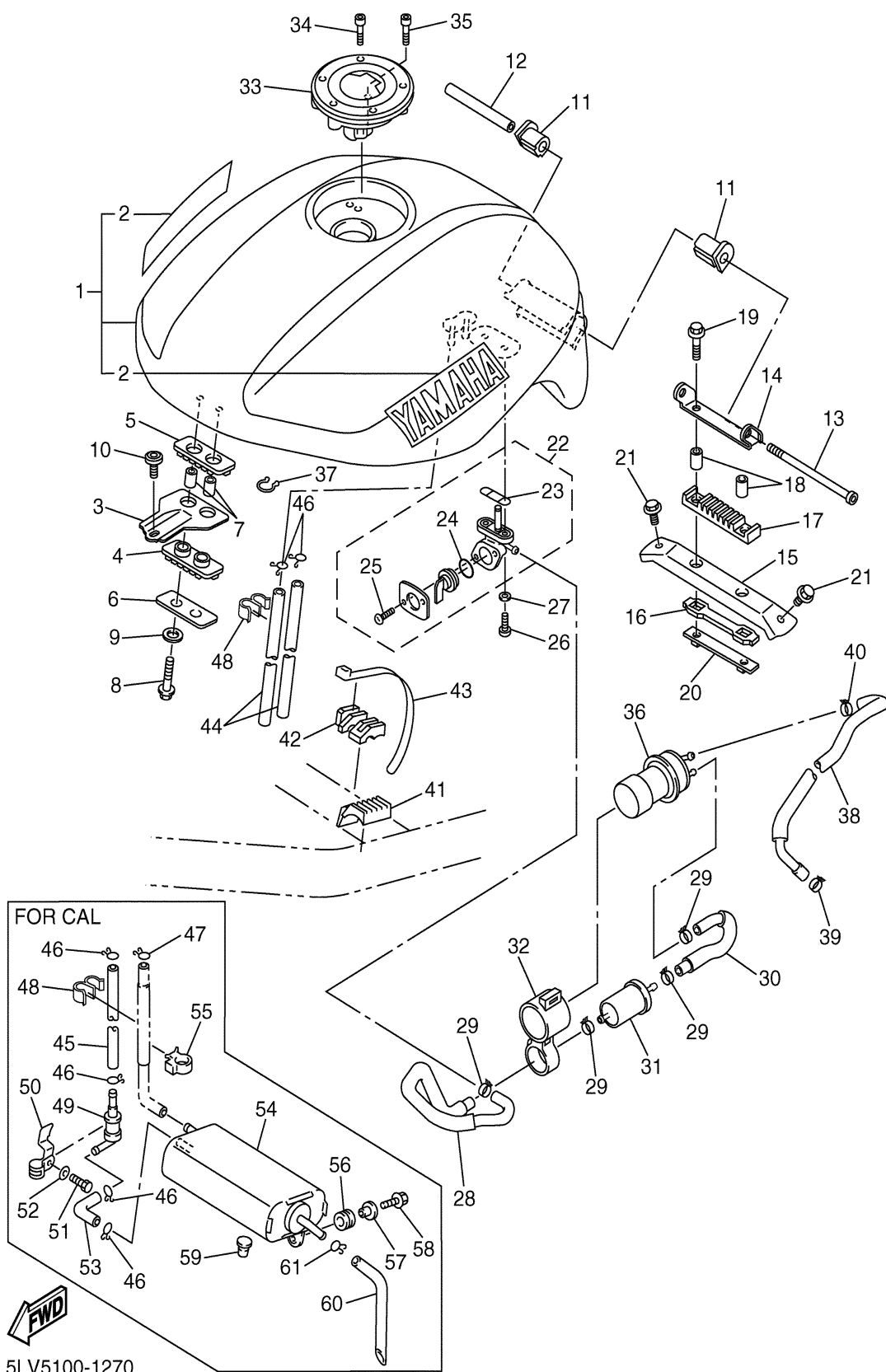
Ref. No.	Part Number	Description	Qty	Remarks
1	5LV-Y2410-10-01	FUEL TANK COMP.	1	UR BL2
	5LV-Y2410-10-04	FUEL TANK COMP.	1	UR DPBMC
2	5DM-2153A-00-00	. EMBLEM, YAMAHA	2	UR FOR DPBMC
	99226-00160-00	. EMBLEM, YAMAHA	2	UR FOR BL2
3	5LV-24191-00-00	BRACKET, FUEL TANK 1	1	
4	5LV-24181-10-00	DAMPER, LOCATING 1	1	
5	5LV-24183-10-00	DAMPER, LOCATING 3	1	
6	2GH-24186-00-00	WASHER, SPECIAL	1	
7	97017-06030-00	COLLAR	2	
8	97027-06030-00	BOLT	2	
9	92907-06600-00	WASHER, PLATE	2	
10	90149-06298-00	SCREW	1	
11	4YR-24181-00-00	DAMPER, LOCATING 1	2	
12	90387-061W9-00	COLLAR	1	
13	91317-06110-00	BOLT	1	
14	5DM-21346-00-00	BRACKET, TANK FITTING	1	
15	5LV-21346-00-00	BRACKET, TANK FITTING	1	
16	5LV-24181-00-00	DAMPER, LOCATING 1	1	
17	5DM-24181-00-00	DAMPER, LOCATING 1	1	
18	90387-06299-00	COLLAR	2	
19	95807-06025-00	BOLT, FLANGE	2	
20	5DM-21296-00-00	NUT	1	
21	95817-06010-00	BOLT, FLANGE	2	
22	2VN-24500-01-00	FUEL COCK ASSY 1	1	
23	4X8-24512-00-00	. O-RING	1	
24	3AJ-24534-00-00	. SEAL, COCK	1	
25	98580-03008-00	. SCREW, PAN HEAD	2	
26	90149-06011-00	SCREW	2	
27	90202-05187-00	WASHER, PLATE	2	

CONTINUED ON NEXT FRAME ➤



5LV5100-1270

FUEL TANK

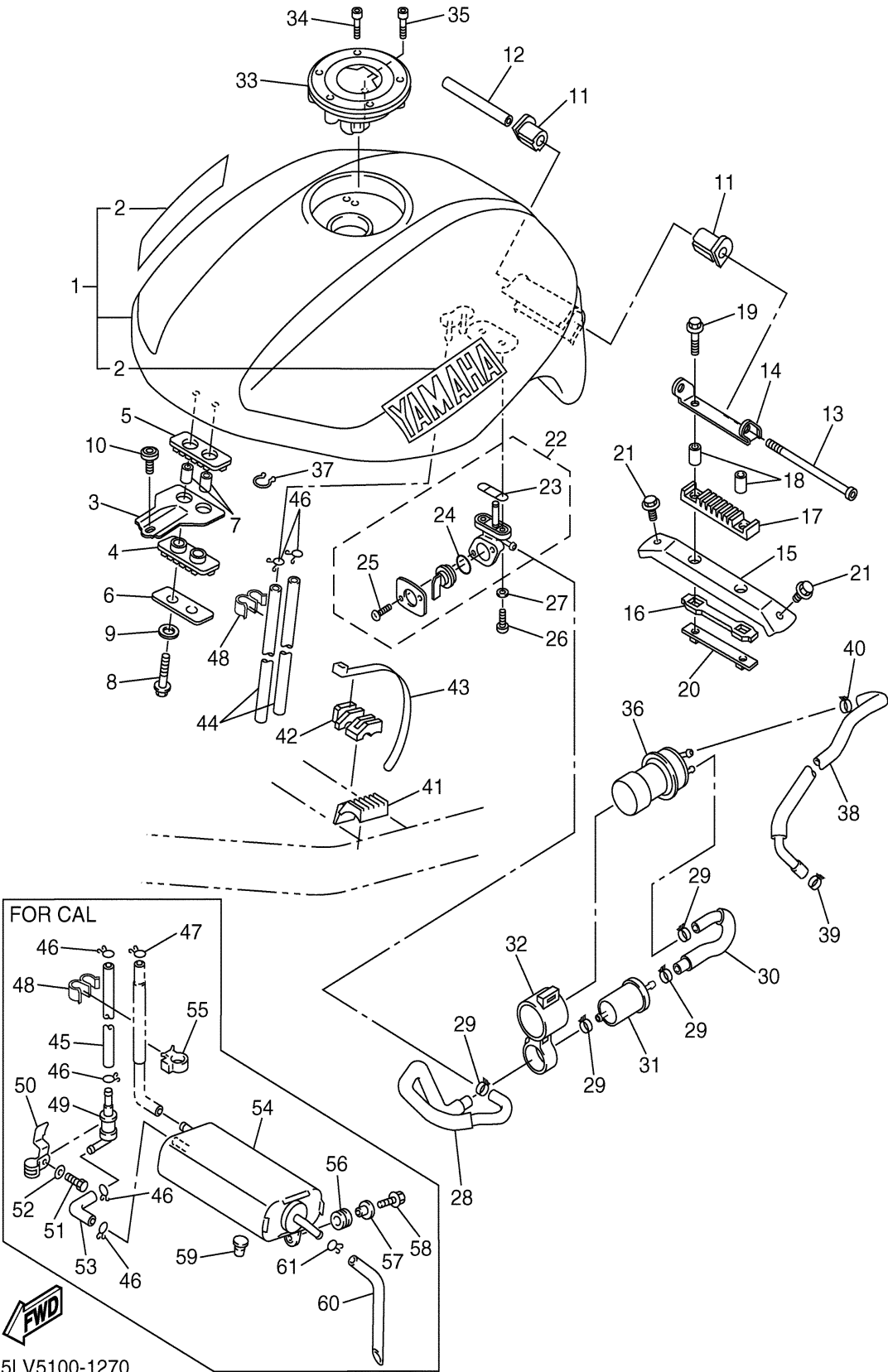


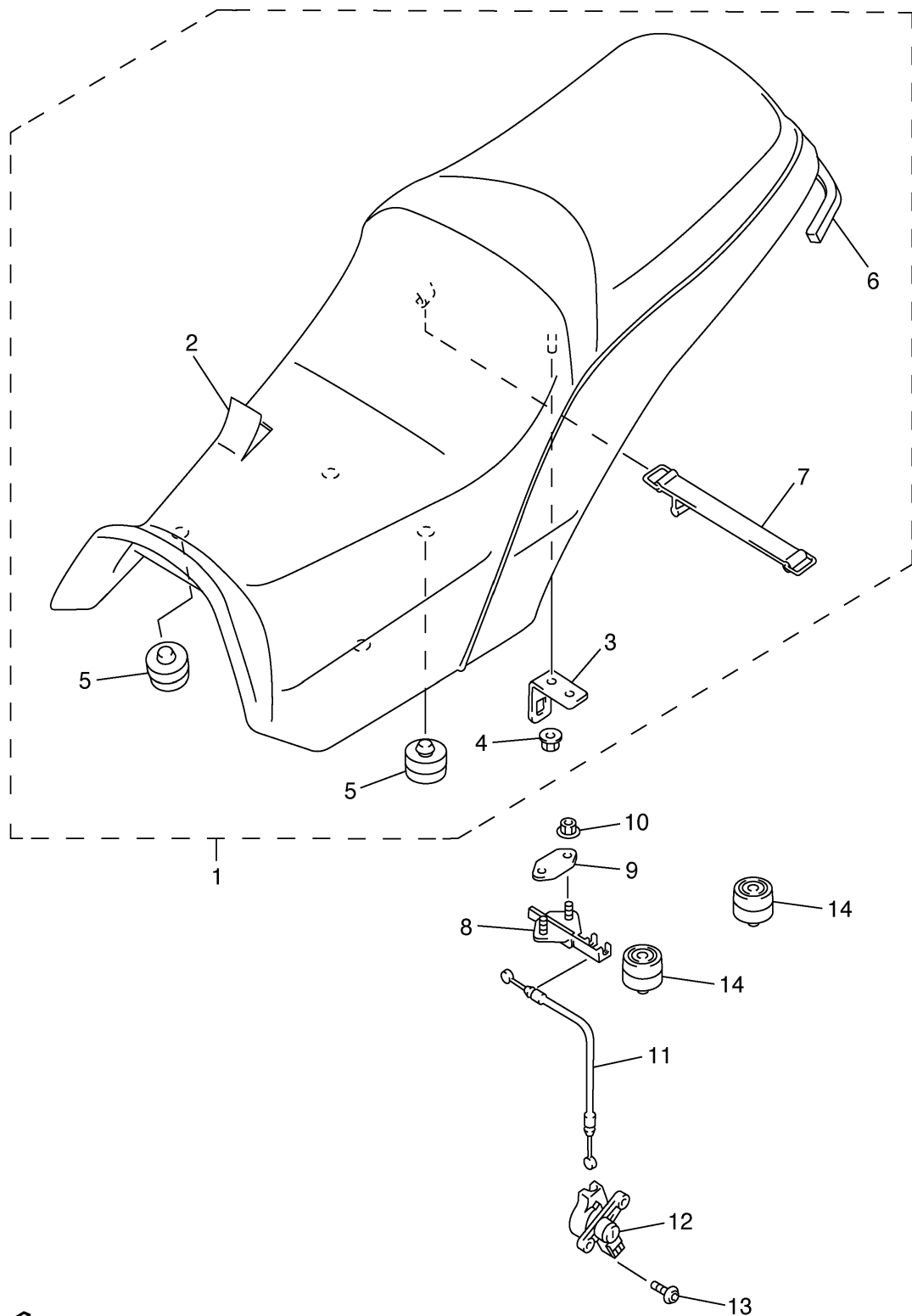
Ref. No.	Part Number	Description	Qty	Remarks
28	5LV-24311-00-00	PIPE, FUEL 1	1	
29	90467-12124-00	CLIP	4	
30	5LV-24312-00-00	PIPE 2	1	
31	1FK-24560-10-00	FILTER ASSY	1	
32	5LV-24398-00-00	BAND 1	1	
33	5JJ-24602-00-00	CAP ASSY	1	
34	90110-05112-00	BOLT, HEXAGON SOCKET HEAD	3	
35	91317-05010-00	BOLT	1	
36	4SV-13907-01-00	FUEL PUMP COMP.	1	
37	90464-44109-00	CLAMP	1	
38	5LV-13971-00-00	PIPE, FUEL 1	1	
39	90467-13114-00	CLIP	1	
40	90467-12124-00	CLIP	1	
41	5LV-24182-00-00	DAMPER, LOCATING 2	2	
42	5LV-24183-00-00	DAMPER, LOCATING 3	1	
43	1UA-82591-00-00	BAND	1	
44	90445-10021-00	HOSE	1	(5LV5) (5LV7)
	90445-10021-00	HOSE	2	(5LV5)
45	90445-11025-00	HOSE	1	(5LV7)
46	90467-09006-00	CLIP	2	(5LV5)
	90467-10008-00	CLIP	4	(5LV7)
47	90467-09006-00	CLIP	1	(5LV7)
48	90464-10075-00	CLAMP	1	
49	5LV-24180-00-00	ROLL OVER VALVE ASSY ...	1	(5LV7)
50	5LV-2411F-00-00	PLATE, FITTING 1	1	(5LV7)
51	97007-05012-00	BOLT	1	(5LV7)
52	92907-05600-00	WASHER, PLATE	1	(5LV7)
53	5LV-24314-00-00	PIPE 4	1	(5LV7)

CONTINUED ON NEXT FRAME ➤

FUEL TANK

Ref. No.	Part Number	Description	Qty	Remarks
54	5LV-24170-00-00	CANISTER ASSY	1	(5LV7)
55	90464-15192-00	CLAMP	1	(5LV7)
56	90480-13163-00	GROMMET	2	(5LV7)
57	90387-062L2-00	COLLAR	2	(5LV7)
58	95817-06016-00	BOLT, FLANGE	2	(5LV7)
59	90480-10068-00	GROMMET	1	(5LV7)
60	90445-12003-00	HOSE	1	(5LV7)
61	90467-12052-00	CLIP	1	(5LV7)





SEAT

Ref. No.	Part Number	Description	Qty	Remarks
1	5LV-24730-00-00	DOUBLE SEAT ASSY	1	
2	5LV-2470F-00-00	. COVER, SEAT	1	
3	4HM-24728-00-00	. BRACKET, SEAT	1	
4	95780-06600-00	. NUT	1	
5	1T4-24741-00-00	. PAD, SEAT	4	
6	5LV-24737-00-00	. DAMPER, SEAT	1	
7	4J2-82131-01-00	. BAND, BATTERY	1	
8	4BP-24780-00-00	SEAT LOCK ASSY	1	
9	4BP-24792-00-00	PLATE	1	
10	95707-06500-00	NUT, FLANGE	2	
11	4HM-2478E-00-00	CABLE, SEAT LOCK	1	
12	3YX-21308-00-00	HELMET HANGER ASSY	1	
13	90149-06308-00	SCREW	2	
14	1T4-24741-00-00	PAD, SEAT	4	



5LV1300-1280

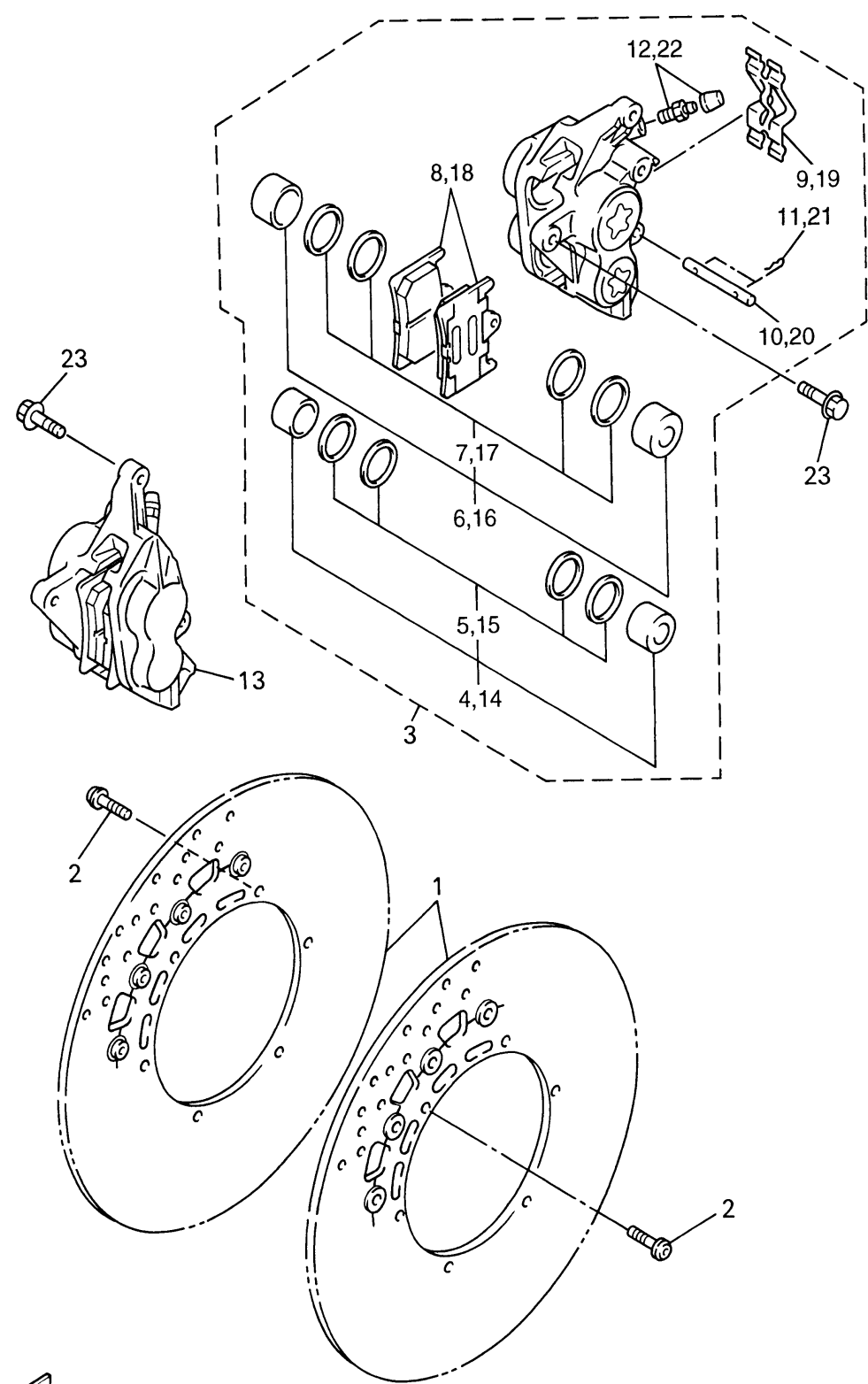
FRONT WHEEL

Ref. No.	Part Number	Description	Qty	Remarks
1	4XV-25168-00-33	CAST WHEEL, FRONT	1	YB
2	4XV-25117-00-00	SPACER, BEARING	1	
3	93306-00420-00	BEARING (B6004)	2	
4	93106-28043-00	OIL SEAL	2	
5	5MT-25398-00-00	BALANCER, WHEEL (10G) ...	1	UN
	5MT-25398-10-00	BALANCER, WHEEL (20G) ...	1	UN
	5MT-25398-20-00	BALANCER, WHEEL (30G) ...	1	UN
6	94112-17028-00	TIRE (120/70ZR17 58W BT020F)	1	BRIDGESTONE
7	93900-00030-00	VALVE, RIM	1	
8	4XV-25181-00-00	AXLE, WHEEL	1	
9	90387-2200T-00	COLLAR	2	



5LV1300-1290

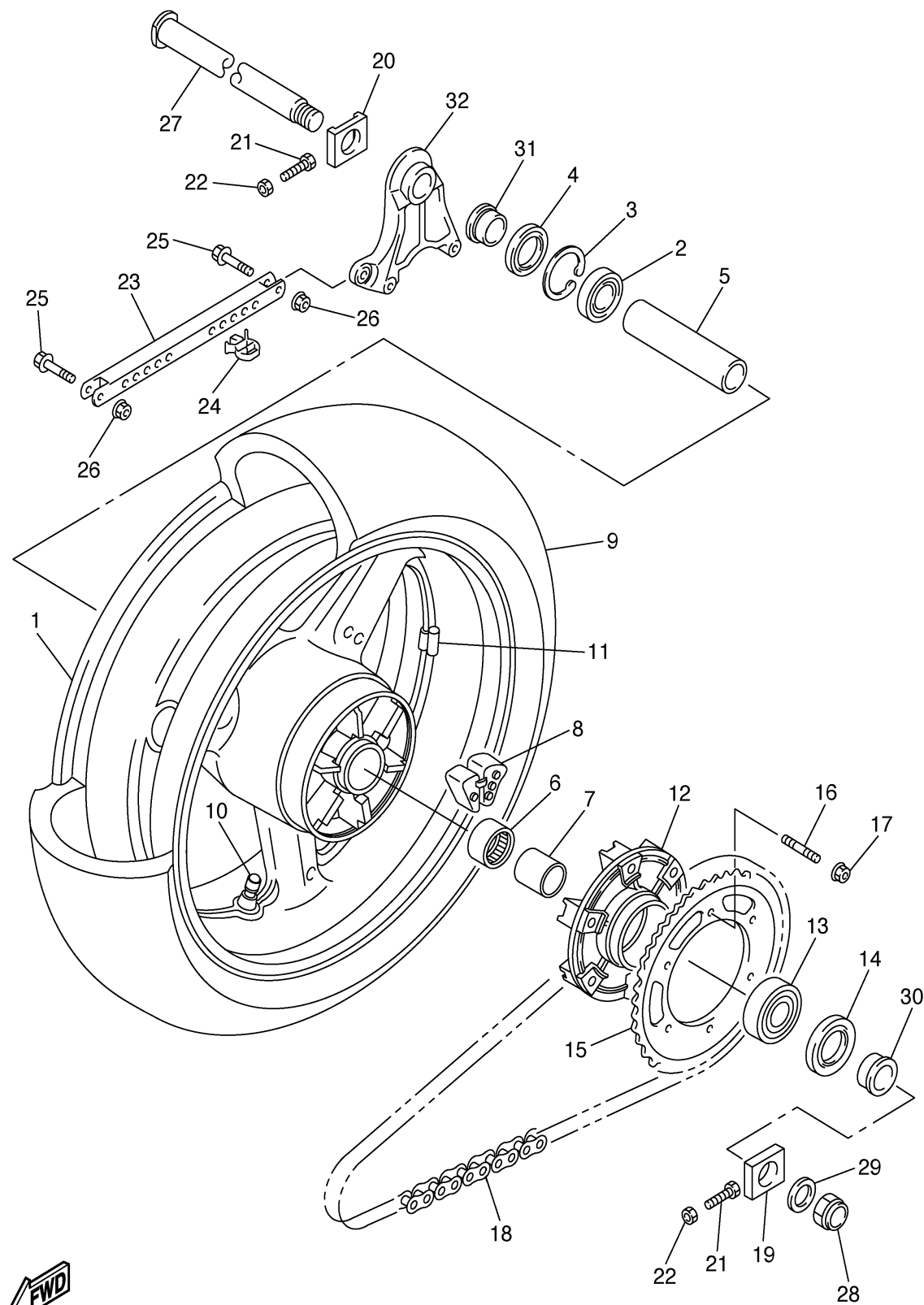
FRONT BRAKE CALIPER



Ref. No.	Part Number	Description	Qty	Remarks
1	5JJ-2581T-10-00	DISC BRAKE ASSY	2	
2	90109-064G6-00	BOLT	12	
3	5DM-2580T-00-00	CALIPER ASSY (LEFT)	1	
4	4SV-W0057-00-00	. PISTON ASSY, CALIPER	1	
5	3MA-W0047-10-00	. . CALIPER SEAL KIT	1	
6	4SV-W0057-10-00	. PISTON ASSY, CALIPER	1	
7	3GM-W0047-10-00	. . CALIPER SEAL KIT	1	
8	4SV-W0045-00-00	. BRAKE PAD KIT	1	
9	4SV-25919-00-00	. SUPPORT, PAD	1	
10	4SV-25924-00-00	. PIN, PAD	1	
11	3GM-25925-00-00	. CLIP	2	
12	1J3-W0048-00-00	. BLEED SCREW KIT	1	
13	5DM-2580U-00-00	CALIPER ASSY (RIGHT)	1	
14	4SV-W0057-00-00	. PISTON ASSY, CALIPER	1	
15	3MA-W0047-10-00	. . CALIPER SEAL KIT	1	
16	4SV-W0057-10-00	. PISTON ASSY, CALIPER	1	
17	3GM-W0047-10-00	. . CALIPER SEAL KIT	1	
18	4SV-W0045-00-00	. BRAKE PAD KIT	1	
19	4SV-25919-00-00	. SUPPORT, PAD	1	
20	4SV-25924-00-00	. PIN, PAD	1	
21	3GM-25925-00-00	. CLIP	2	
22	1J3-W0048-00-00	. BLEED SCREW KIT	1	
23	90105-105A7-00	BOLT, WASHER BASED	4	



4XV352-8290



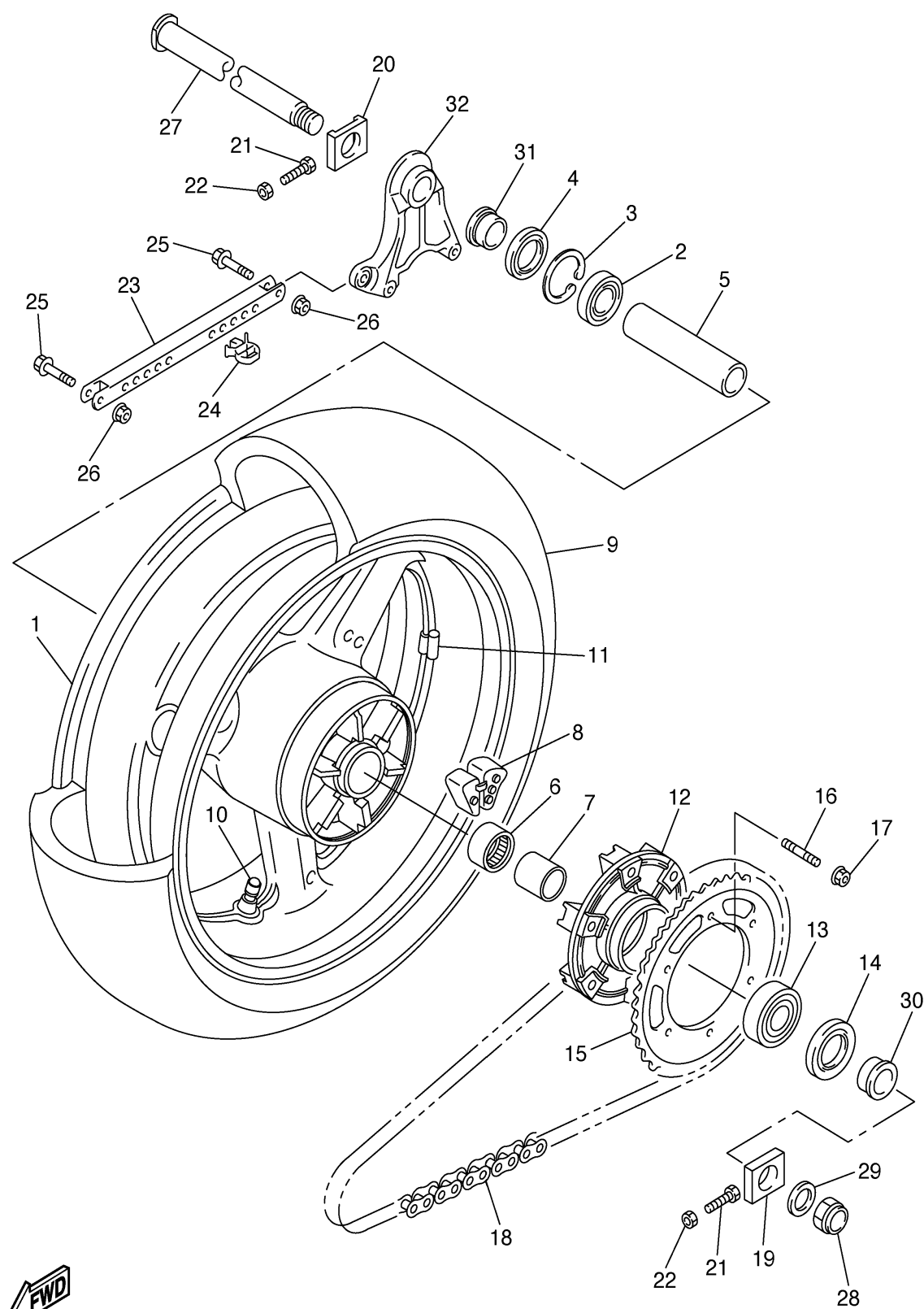
REAR WHEEL

Ref. No.	Part Number	Description	Qty	Remarks
1	5LV-25338-00-33	CAST WHEEL, REAR	1	YB
2	93306-07806-00	BEARING	1	
3	99009-52500-00	CIRCLIP	1	
4	93106-35042-00	OIL SEAL	1	
5	5LV-25317-00-00	SPACER, BEARING	1	
6	93317-43580-00	BEARING	1	
7	4XV-25383-00-00	COLLAR, WHEEL	1	
8	5LV-25364-00-00	DAMPER	6	
9	94118-17024-00	TIRE (180/55ZR17 73W BT020R)	1	BRIDGESTONE
10	93900-00030-00	VALVE, RIM	1	
11	5MT-25398-00-00	BALANCER, WHEEL (10G) ...	1	UN
	5MT-25398-10-00	BALANCER, WHEEL (20G) ...	1	UN
	5MT-25398-20-00	BALANCER, WHEEL (30G) ...	1	UN
12	5JJ-25366-00-00	CLUTCH, HUB	1	
13	93306-20531-00	BEARING	1	
14	93106-40013-00	OIL SEAL	1	
15	5LV-25444-00-00	SPROCKET, DRIVEN (44T) ...	1	
16	90116-10485-00	BOLT, STUD	6	
17	95607-10200-00	NUT, SELF-LOCKING	6	
18	94581-78116-00	CHAIN	1	
19	4XV-25388-00-00	PULLER, CHAIN 1	1	
20	4XV-25389-00-00	PULLER, CHAIN 2	1	
21	90101-08777-00	BOLT	2	
22	95337-08600-00	NUT	2	
23	5LV-25371-00-00	BAR, TENSION	1	
24	90464-23239-00	CLAMP	1	
25	90105-083A9-00	BOLT, WASHER BASED	2	
26	90185-08169-00	NUT, SELF-LOCKING	2	
27	4FM-25381-10-00	AXLE, WHEEL	1	

CONTINUED ON NEXT FRAME ➤



5LV1300-1310



REAR WHEEL

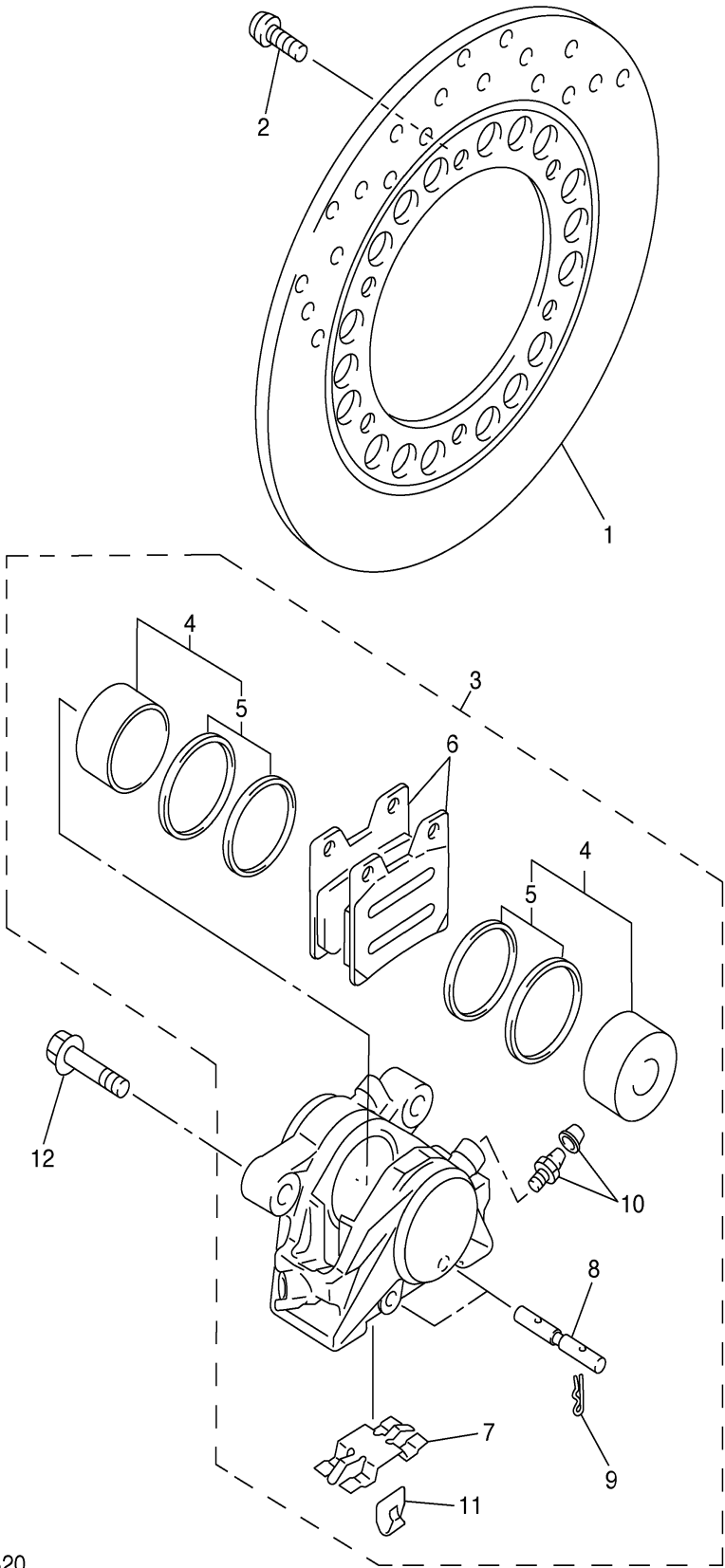
Ref. No.	Part Number	Description	Qty	Remarks
28	90185-24165-00	NUT, SELF-LOCKING	1	
29	90201-24013-00	WASHER, PLATE	1	
30	90387-28001-00	COLLAR	1	
31	5LV-25383-00-00	COLLAR, WHEEL	1	
32	5LV-25819-00-00	BRACKET, CALIPER	1	



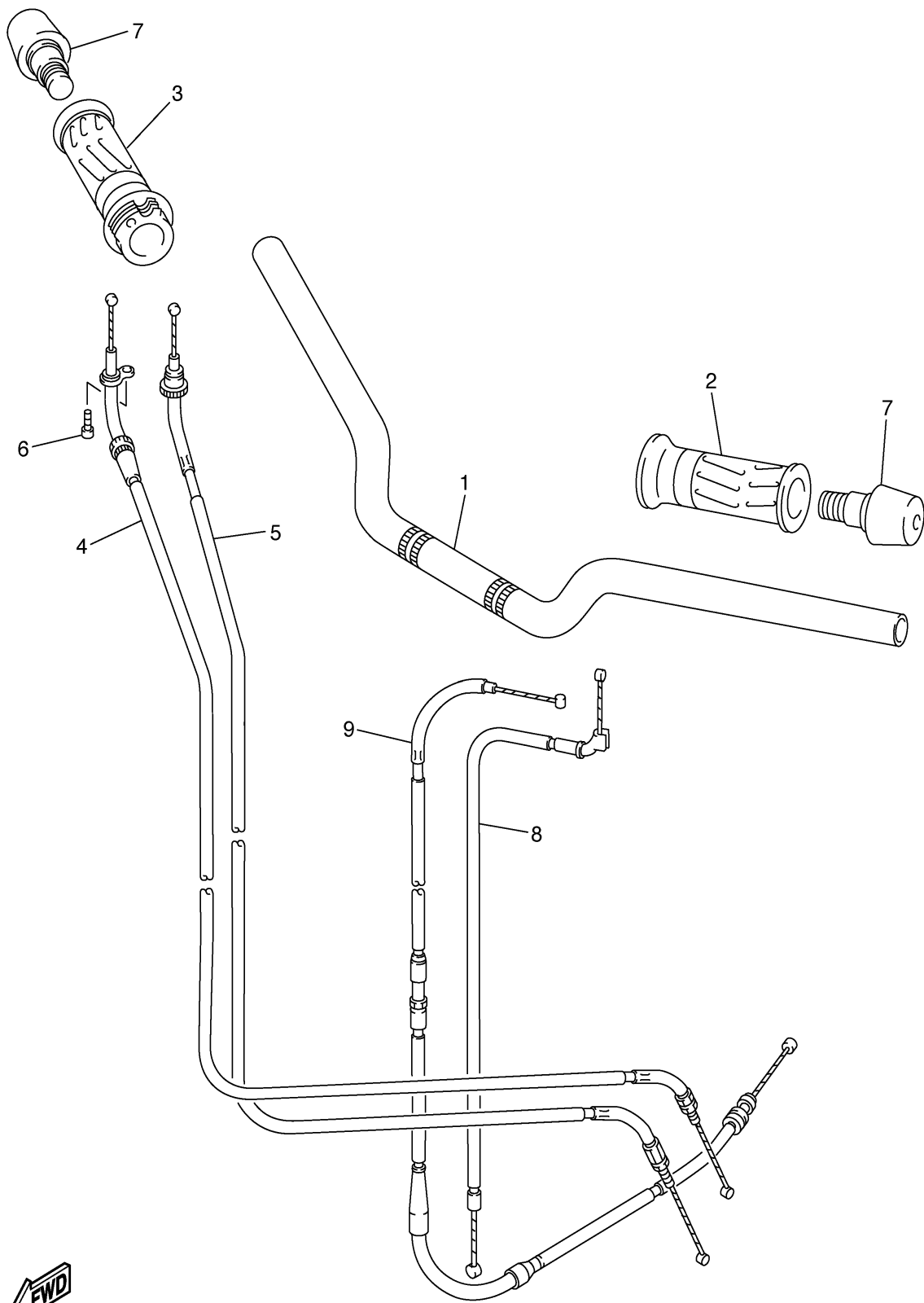
5LV1300-1310

REAR BRAKE CALIPER

Ref. No.	Part Number	Description	Qty	Remarks
1	3GM-2582W-A0-00	DISC, REAR BRAKE 2	1	
2	90109-083G4-00	BOLT	6	
3	5LV-2580W-00-00	CALIPER ASSY, REAR 2	1	
4	5EA-W0057-50-00	. PISTON ASSY, CALIPER	1	
5	5EA-W0047-50-00	. . CALIPER SEAL KIT	1	
6	5LV-W0046-50-00	. BRAKE PAD KIT 2	1	
7	5LV-25919-00-00	. SUPPORT, PAD	1	
8	5LV-25924-00-00	. PIN, PAD	2	
9	3GM-25925-00-00	. CLIP	4	
10	1J3-W0048-00-00	. BLEED SCREW KIT	2	
11	5LV-25849-00-00	. RETAINER, CALIPER	2	
12	90105-105A0-00	BOLT, WASHER BASED	2	



5LV1300-1320



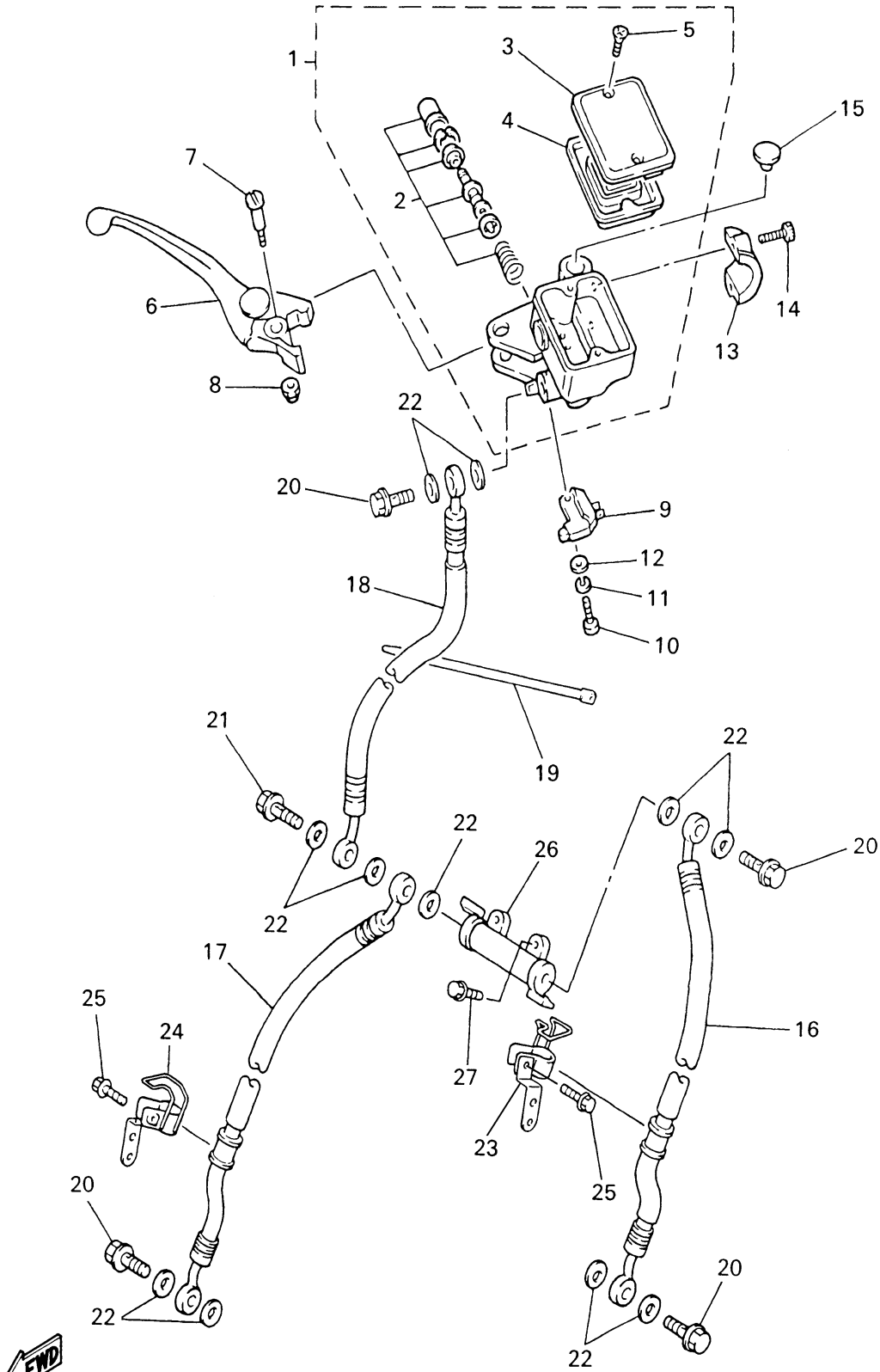
5LV1300-1330

STEERING HANDLE. CABLE

Ref. No.	Part Number	Description	Qty	Remarks
1	5LV-26111-00-00	HANDLEBAR	1	
2	4YR-26241-01-00	GRIP	1	
3	4YR-26240-01-00	GRIP ASSY	1	
4	5LV-26311-00-00	CABLE, THROTTLE 1	1	
5	5LV-26312-00-00	CABLE, THROTTLE 2	1	
6	91317-05010-00	BOLT	1	
7	51J-26246-01-00	END, GRIP	2	
8	5LV-26330-00-00	STARTER CABLE ASSY	1	
9	5LV-26335-00-00	CABLE, CLUTCH	1	

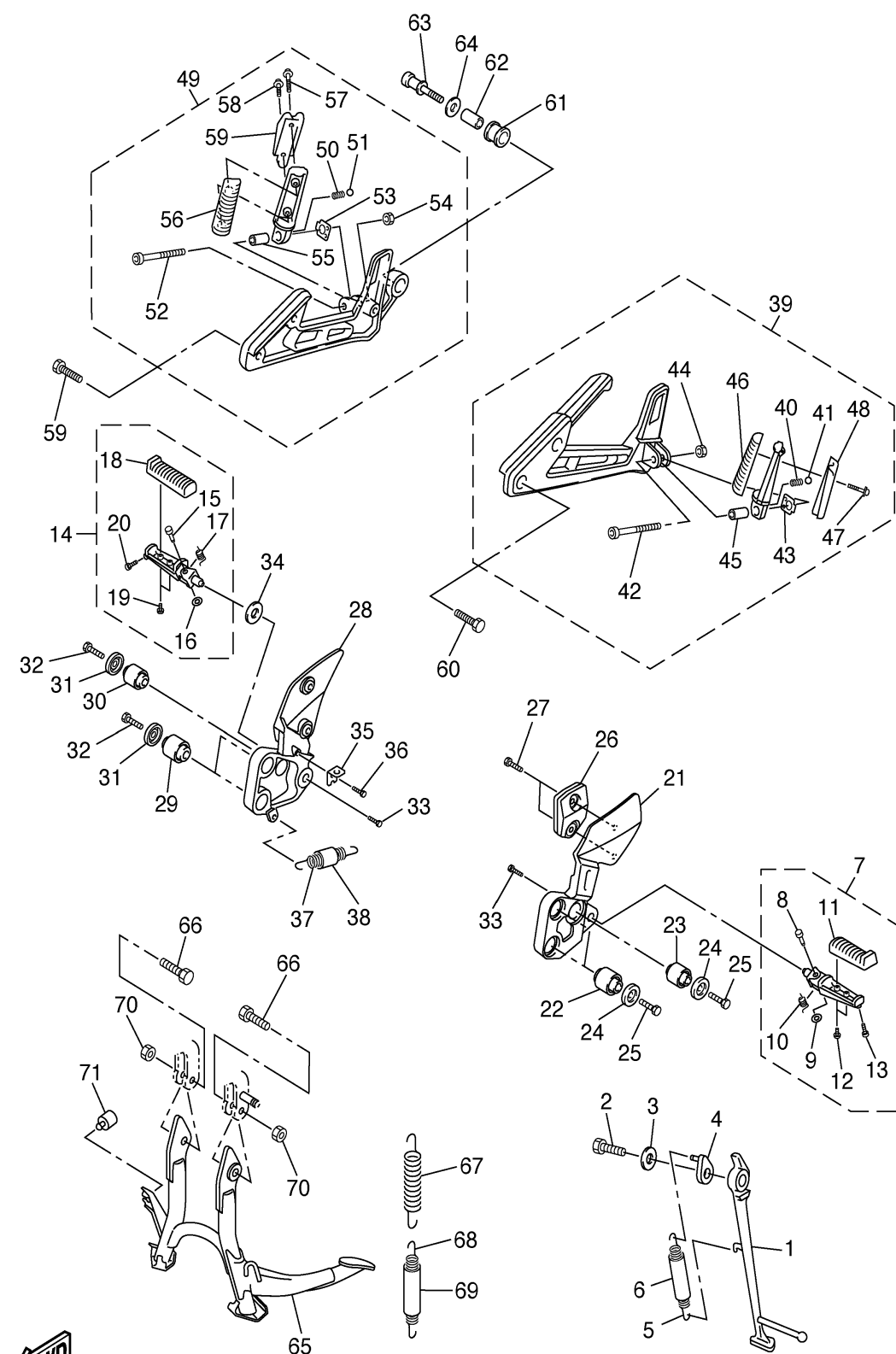
FRONT MASTER CYLINDER

Ref. No.	Part Number	Description	Qty	Remarks
1	5DM-W2587-00-00	MASTER CYLINDER SUB ASSY	1	
2	5DM-W0041-50-00	. CYLINDER KIT, MASTER	1	
3	4HM-W2585-00-00	. RESERVOIR CAP SET	1	
4	4HM-25854-00-00	. DIAPHRAGM, RESERVOIR . .	1	
5	98706-04012-00	. SCREW, FLAT HEAD	2	
6	5EB-83922-01-00	LEVER 2	1	
7	3FV-2589F-00-00	BOLT, LEVER	1	
8	95616-06100-00	NUT, U	1	
9	3FV-83980-00-00	FRONT STOP SWITCH ASSY .	1	
10	98517-04012-00	SCREW, PAN HEAD	1	
11	92990-04100-00	WASHER, SPRING	1	
12	92992-04600-00	WASHER, PLATE	1	
13	4HM-25867-00-00	BRACKET, MASTER CYLINDER	1	
14	91316-06020-00	BOLT	2	
15	90338-09012-00	PLUG	1	
16	5LV-25872-00-00	HOSE, BRAKE 1	1	
17	5LV-25873-00-00	HOSE, BRAKE 2	1	
18	5LV-25874-00-00	HOSE, BRAKE	1	
19	1UA-82591-00-00	BAND	1	
20	90401-10159-00	BOLT, UNION	4	
21	90401-10160-00	BOLT, UNION	1	
22	90201-10118-00	WASHER, PLATE	11	
23	5LV-25875-10-00	HOLDER, BRAKE HOSE 1	1	
24	5LV-25876-10-00	HOLDER, BRAKE HOSE 2	1	
25	95027-06025-00	BOLT, FLANGE	2	
26	42H-25885-01-00	JOINT	1	
27	95027-06020-00	BOLT, FLANGE	2	



5LV5110-1340

STAND. FOOTREST



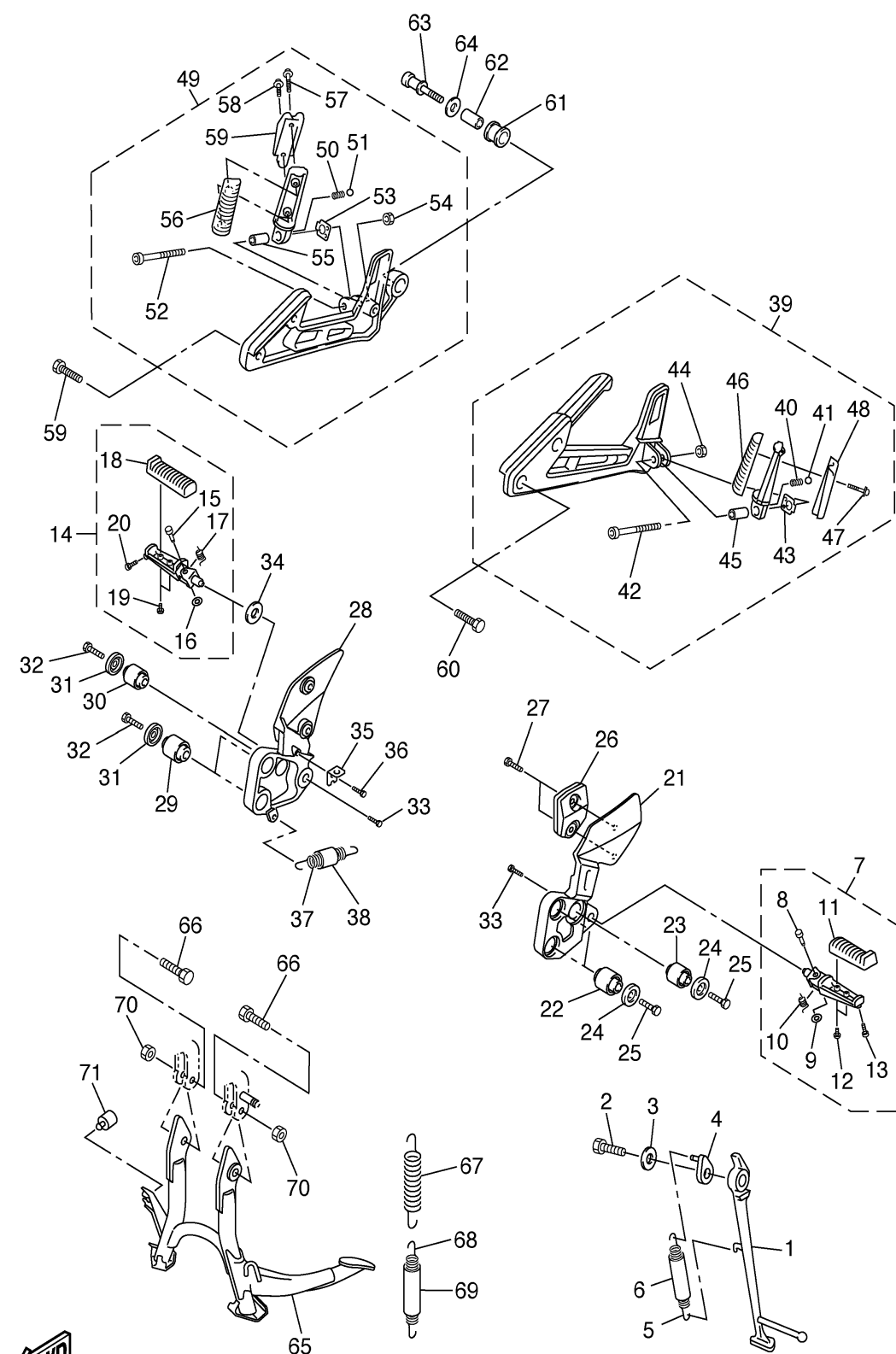
Ref. No.	Part Number	Description	Qty	Remarks
1	5LV-27311-00-00	STAND, SIDE	1	
2	90101-08662-00	BOLT	1	
3	90201-081R9-00	WASHER, PLATE	1	
4	36Y-27352-00-00	HOOK, SIDE STAND	1	
5	90506-20006-00	SPRING, TENSION	1	
6	90445-197J2-00	HOSE (L60)	1	
7	5LV-27410-00-00	FRONT FOOTREST ASSY (LEFT)	1	
8	90243-08029-00	. PIN	1	
9	90201-06042-00	. WASHER, PLATE	1	
10	90508-20572-00	. SPRING, TORSION	1	
11	4BP-27413-00-00	. COVER, FOOTREST	1	
12	90157-05079-00	. SCREW, PAN HEAD	2	
13	90109-083E0-00	. BOLT	1	
14	5LV-27420-00-00	FRONT FOOTREST ASSY (RIGHT)	1	
15	90243-08029-00	. PIN	1	
16	90201-06042-00	. WASHER, PLATE	1	
17	90508-20572-00	. SPRING, TORSION	1	
18	4BP-27413-00-00	. COVER, FOOTREST	1	
19	90157-05079-00	. SCREW, PAN HEAD	2	
20	90109-083E0-00	. BOLT	1	
21	5LV-27442-00-00	BRACKET 2	1	
22	1NL-27424-00-00	DAMPER, FOOTREST 2	2	
23	3KJ-14737-00-00	DAMPER, MUFFLER	1	
24	90209-08295-00	WASHER	3	
25	90110-08220-00	BOLT, HEXAGON SOCKET HEAD	3	
26	5LV-2622H-00-00	WEIGHT	1	
27	90111-06005-00	BOLT	2	

CONTINUED ON NEXT FRAME ➤



5LV1300-1350

STAND. FOOTREST

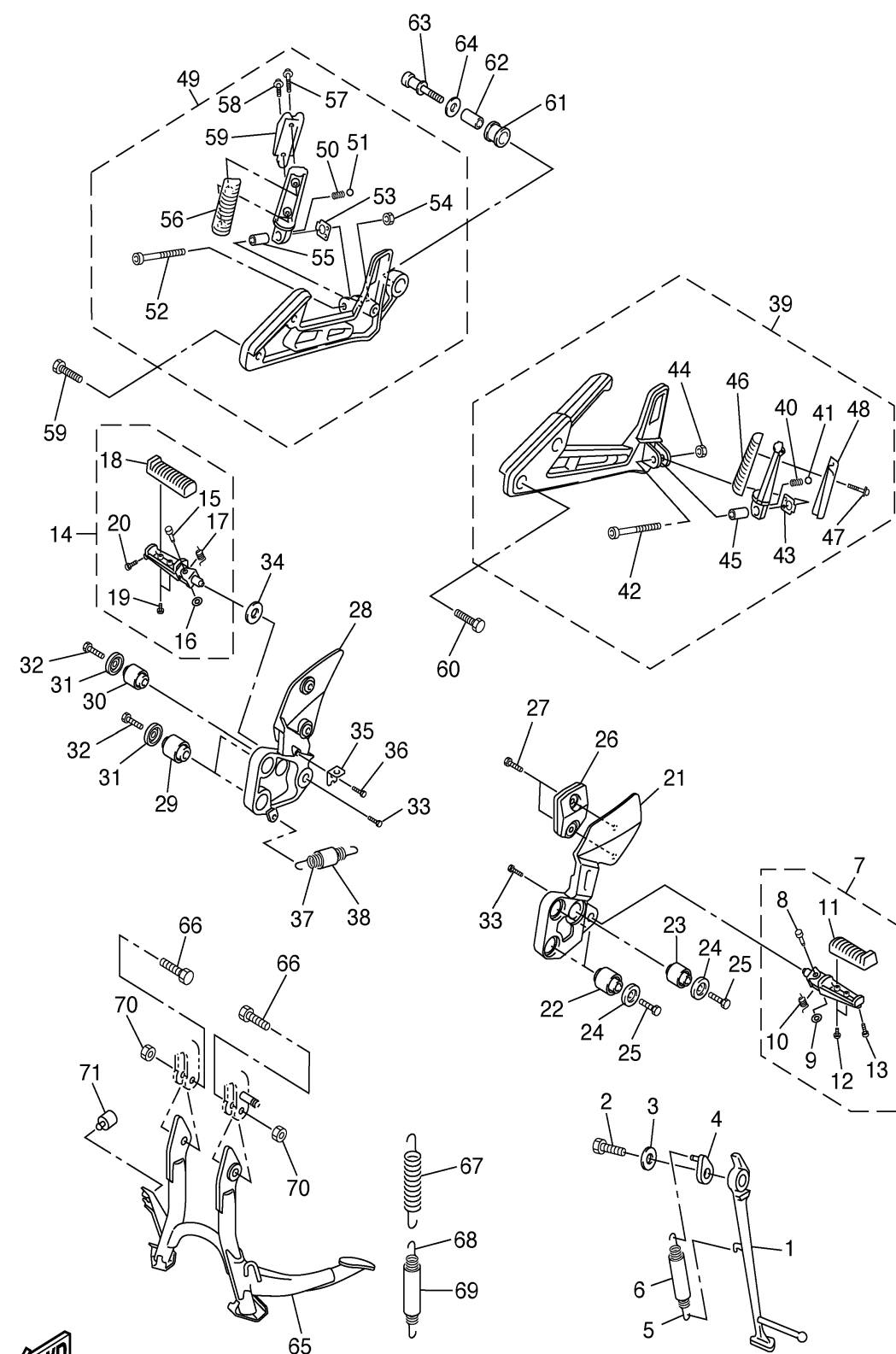


Ref. No.	Part Number	Description	Qty	Remarks
28	5LV-27443-00-00	BRACKET 3	1	
29	1NL-27424-00-00	DAMPER, FOOTREST 2	2	
30	3KJ-14737-00-00	DAMPER, MUFFLER	1	
31	90209-08295-00	WASHER	3	
32	90110-08220-00	BOLT, HEXAGON SOCKET HEAD	3	
33	90109-103A9-00	BOLT	2	
34	90206-17084-00	WASHER, WAVE	1	
35	4DN-2144G-00-00	STAY, STOP SWITCH	1	
36	98507-06008-00	SCREW, PAN HEAD	1	
37	90506-20377-00	SPRING, TENSION	1	
38	90446-17346-00	HOSE	1	
39	5LV-27430-00-00	REAR FOOTREST ASSY 1	1	
40	90501-15001-00	. SPRING, COMPRESSION	1	
41	93501-04011-00	. BALL	1	
42	91314-06040-00	. BOLT	1	
43	5JJ-27437-00-00	. WASHER, SPECIAL	1	
44	95604-06200-00	. NUT, U FLANGE	1	
45	90387-06014-00	. COLLAR	1	
46	4BP-27413-00-00	. COVER, FOOTREST	1	
47	90159-05187-00	. SCREW, WITH WASHER	2	
48	5LV-2741A-00-00	. ARM 1	1	
49	5LV-27440-00-00	REAR FOOTREST ASSY 2	1	
50	90501-15001-00	. SPRING, COMPRESSION	1	
51	93501-04011-00	. BALL	1	
52	91314-06040-00	. BOLT	1	
53	5JJ-27437-00-00	. WASHER, SPECIAL	1	
54	95604-06200-00	. NUT, U FLANGE	1	
55	90387-06014-00	. COLLAR	1	

CONTINUED ON NEXT FRAME ►


5LV1300-1350

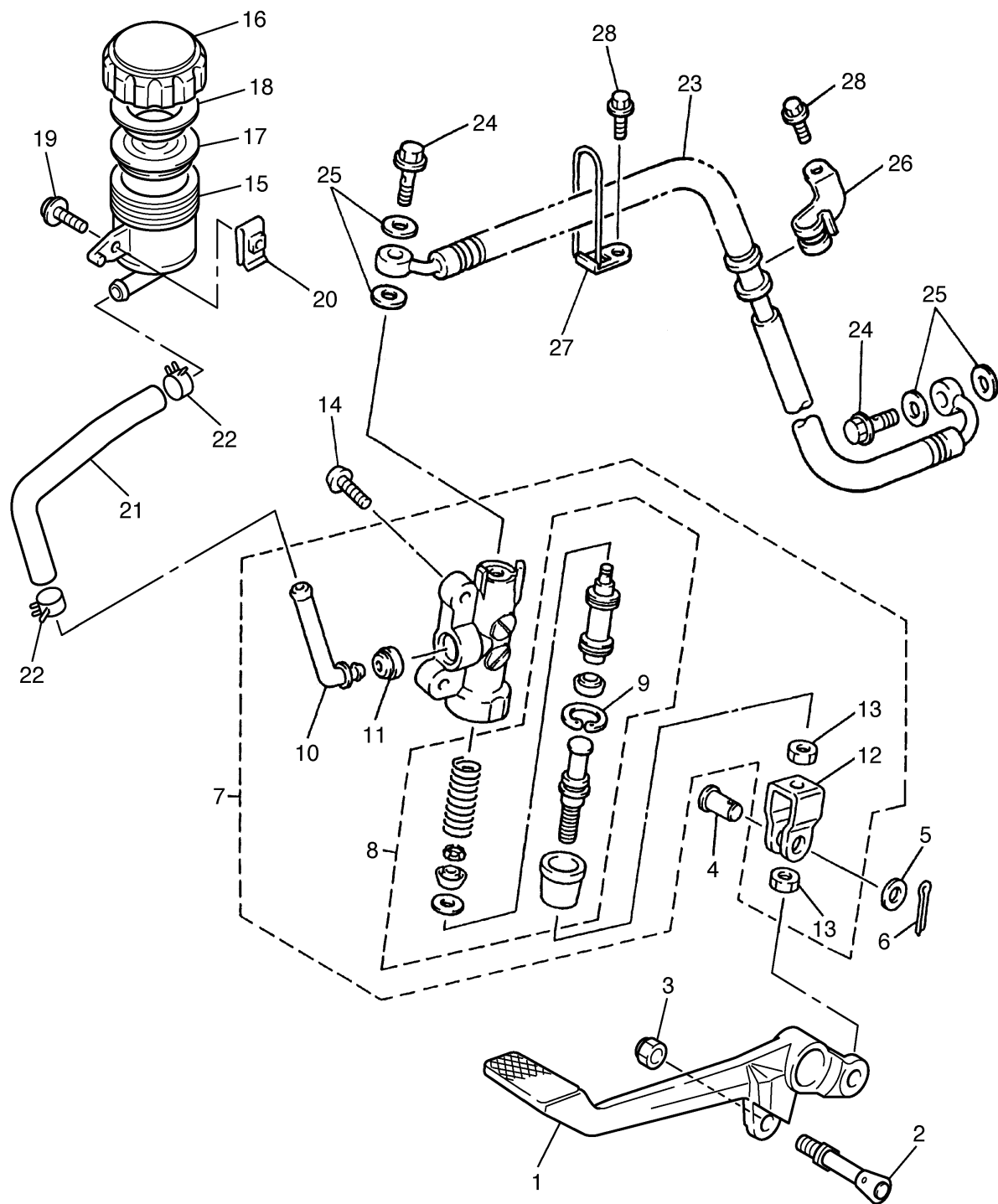
STAND. FOOTREST



Ref. No.	Part Number	Description	Qty	Remarks
56	4BP-27413-00-00	. COVER, FOOTREST	1	
57	90159-05187-00	. SCREW, WITH WASHER	1	
58	90159-05004-00	. SCREW, WITH WASHER	1	
59	5LV-2741E-01-00	. ARM 2	1	
60	90109-087F1-00	BOLT	4	
61	36Y-27424-00-00	DAMPER, FOOTREST 2	1	
62	90387-10636-00	COLLAR	1	
63	5LV-27217-00-00	BOLT	1	
64	90201-10669-00	WASHER, PLATE	1	
65	5LV-27111-00-00	STAND, MAIN	1	
66	90109-100E6-00	BOLT	2	
67	90506-40508-00	SPRING, TENSION	1	
68	90506-23509-00	SPRING, TENSION	1	
69	90445-170K9-00	HOSE (L60)	1	
70	90185-10060-00	NUT, SELF-LOCKING	2	
71	1A0-27114-00-00	STOPPER, MAIN STAND	1	



5LV1300-1350

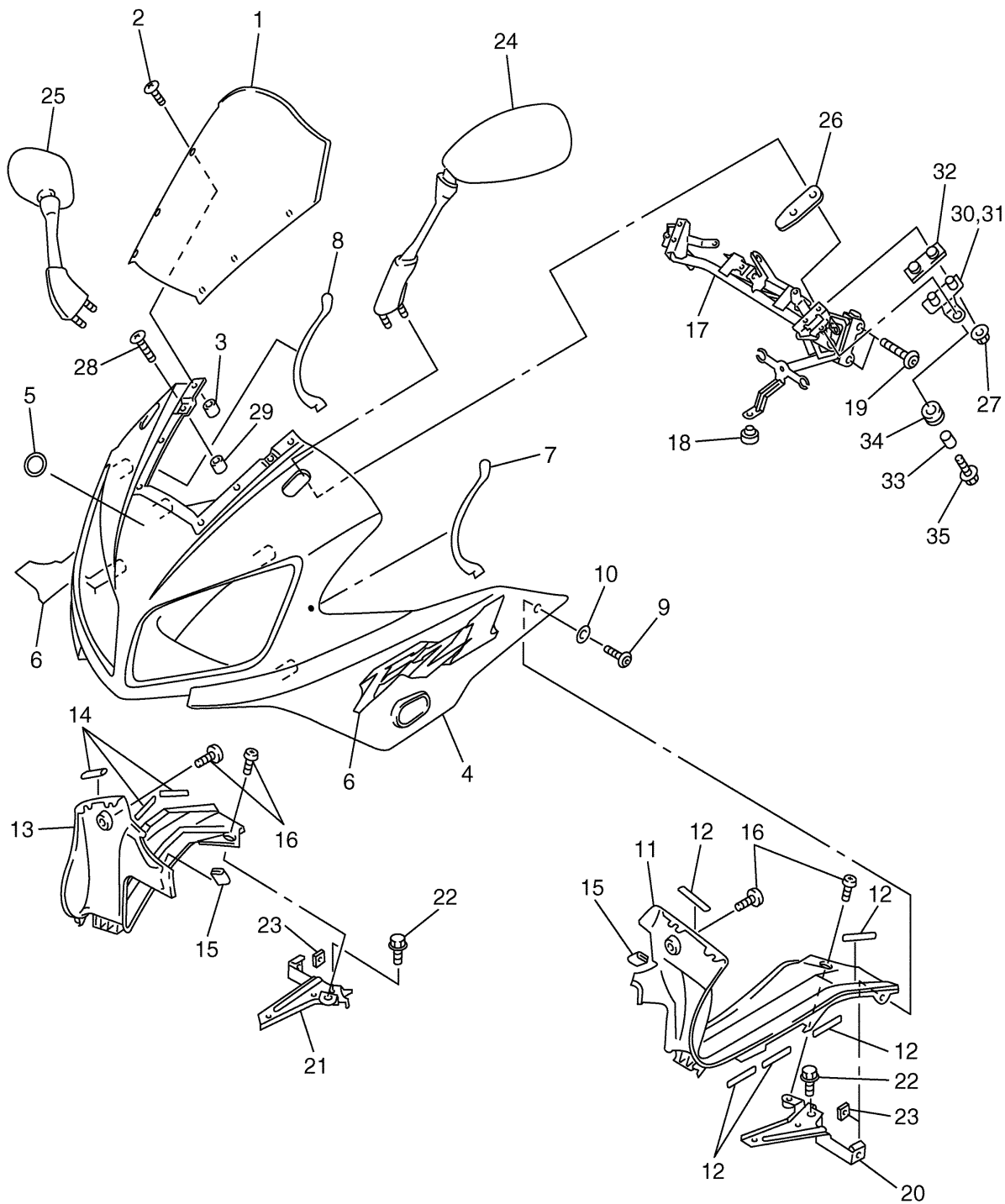


REAR MASTER CYLINDER

Ref. No.	Part Number	Description	Qty	Remarks
1	5LV-27211-00-00	PEDAL, BRAKE	1	
2	5LV-27813-00-00	PIN, PEDAL CRANK	1	
3	95604-08100-00	NUT, U	1	
4	90240-08124-00	PIN, CLEVIS	1	
5	90201-08083-00	WASHER, PLATE	1	
6	91401-20012-00	PIN, COTTER	1	
7	4BP-2583V-00-00	RR. MASTER CYLINDER ASSY.	1	
8	4BP-W0042-50-00	. CYLINDER KIT, MASTER	1	
9	3LN-2585G-00-00	. . CIRCLIP	1	
10	4BP-2582A-00-00	. JOINT	1	
11	4BP-2585F-00-00	. BUSH	1	
12	4BP-27222-00-00	. JOINT	1	
13	95307-08700-00	. NUT	2	
14	92014-08020-00	BOLT, BUTTON HEAD	2	
15	47X-25894-00-00	TANK, RESERVOIR	1	
16	2KF-25852-50-00	CAP, RESERVOIR	1	
17	360-25854-01-00	DIAPHRAGM, RESERVOIR ...	1	
18	2GU-25855-00-00	BUSH, DIAPHRAGM	1	
19	90159-06085-00	SCREW, WITH WASHER	1	
20	90183-06053-00	NUT, SPRING	1	
21	5LV-25895-00-00	HOSE, RESERVOIR	1	
22	90467-14057-00	CLIP	2	
23	5LV-2581K-00-00	HOSE, BRAKE 5	1	
24	90401-10159-00	BOLT, UNION	2	
25	90201-10118-00	WASHER, PLATE	4	
26	4FM-25876-00-00	HOLDER, BRAKE HOSE 2	1	
27	4BH-25886-01-00	HOLDER, BRAKE HOSE	1	
28	95827-06010-00	BOLT, FLANGE	2	



5LV1300-1360



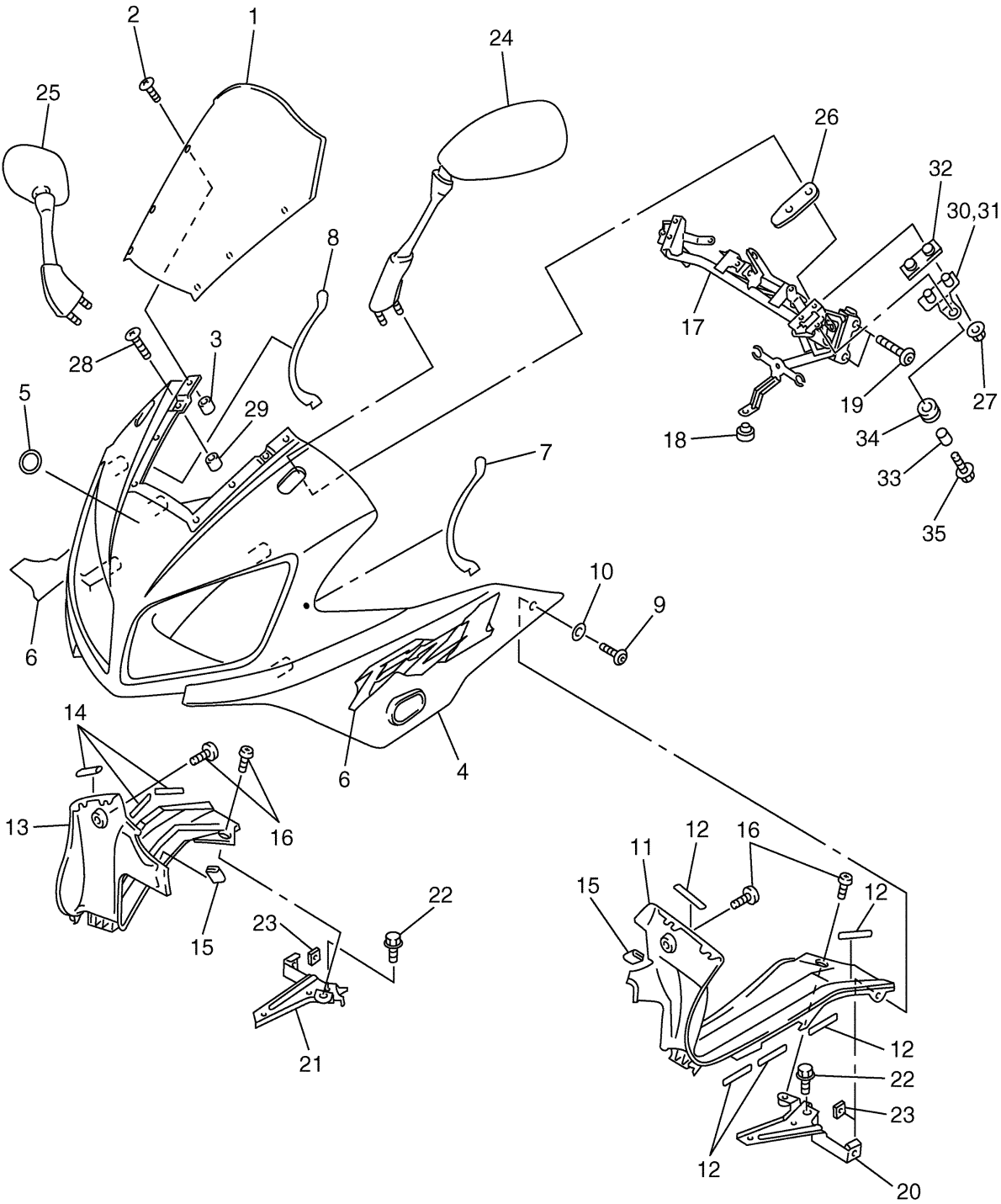
COWLING 1

Ref. No.	Part Number	Description	Qty	Remarks
1	5LV-28381-10-00	WINDSHIELD	1	
2	90150-05023-00	SCREW, ROUND HEAD	6	
3	90179-05523-00	NUT	6	
4	5LV-2835G-00-4B	BODY, FRONT UPPER 1	1	UR BL2
	5LV-2835G-00-P0	BODY, FRONT UPPER 1	1	UR DPBMC
5	5LV-2836B-00-00	TUNING FORK MARK	1	
6	5LV-28328-00-00	EMBLEM	2	UR FOR BL2
	5LV-28328-10-00	EMBLEM	2	UR FOR DPBMC
7	5LV-28307-00-00	SEAL	1	
8	5LV-28307-10-00	SEAL	1	
9	90110-06200-00	BOLT, HEXAGON SOCKET HEAD	2	
10	90202-06170-00	WASHER, PLATE	2	
11	5LV-2836K-00-00	PANEL, INNER 1	1	
12	5LV-2834E-00-00	DAMPER	5	
13	5LV-2836L-00-00	PANEL, INNER 2	1	
14	5LV-2834E-00-00	DAMPER	5	
15	5LV-28345-00-00	MOLE 1	2	
16	90154-05013-00	SCREW, BINDING	4	
17	5LV-28356-00-00	STAY 1	1	
18	18A-24724-00-00	DAMPER, SEAT	1	
19	90110-08071-00	BOLT, HEXAGON SOCKET HEAD	2	
20	5LV-2836A-00-00	BRACKET 1	1	
21	5LV-2836E-00-00	BRACKET 2	1	
22	95817-06010-00	BOLT, FLANGE	2	
23	90173-06017-00	NUT, SQUARE	2	
24	5LV-26280-00-00	REAR VIEW MIRROR ASSY (LEFT)	1	
25	5LV-26290-00-00	REAR VIEW MIRROR ASSY (RIGHT)	1	

CONTINUED ON NEXT FRAME ►



5LV5100-1370

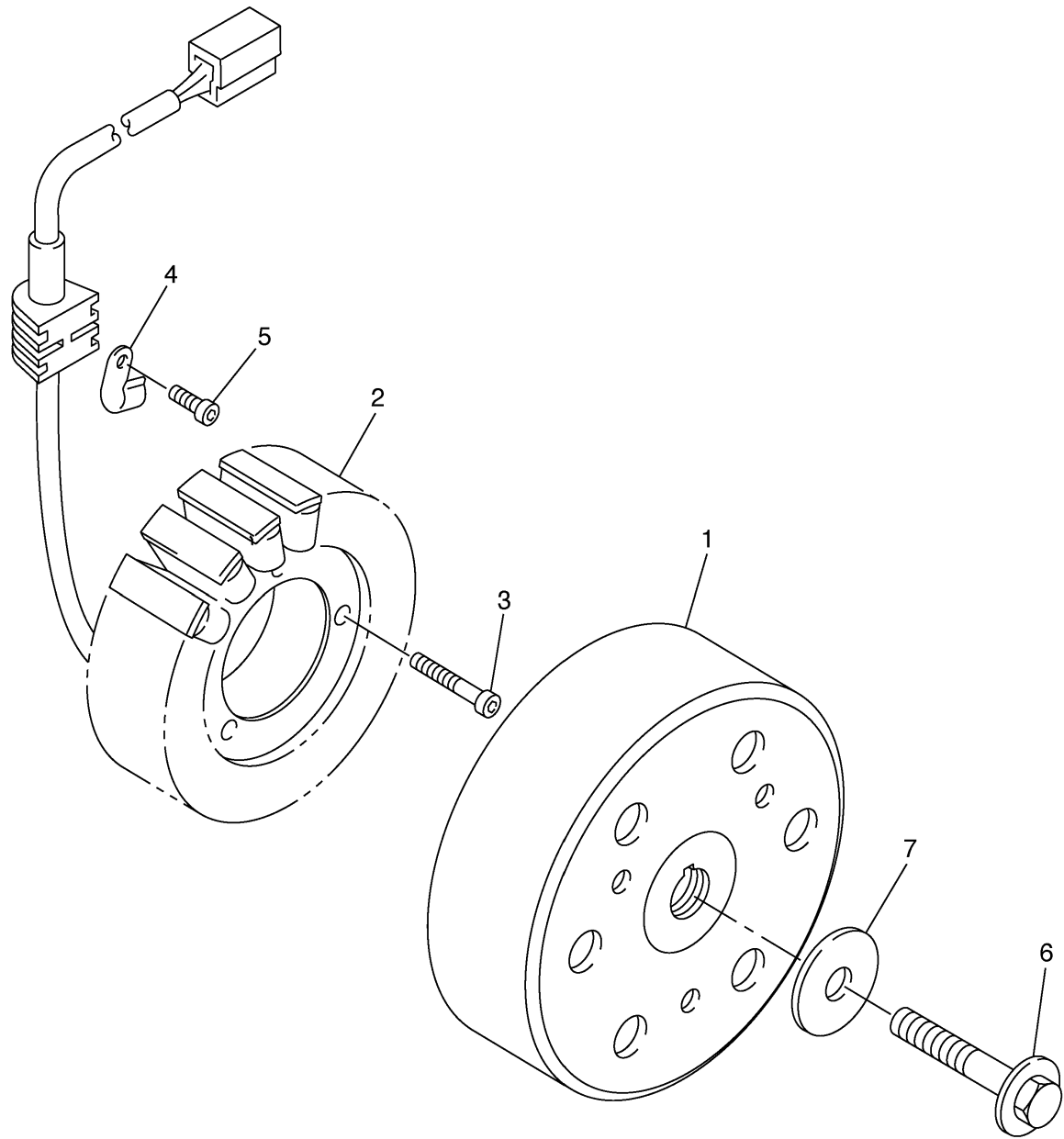


COWLING 1

Ref. No.	Part Number	Description	Qty	Remarks
26	4SV-26298-00-00	PLATE, MIRROR FITTING 1 ...	2	
27	95707-06500-00	NUT, FLANGE	4	
28	90154-05007-00	SCREW, BINDING	2	
29	90179-05523-00	NUT	2	
30	5LV-28336-00-00	PLATE	1	
31	5LV-28337-00-00	HOLDER	1	
32	5LV-28371-00-00	DAMPER	2	
33	90560-06201-00	SPACER	2	
34	90480-13003-00	GROMMET	2	
35	90105-06696-00	BOLT, FLANGE	2	



5LV5100-1370



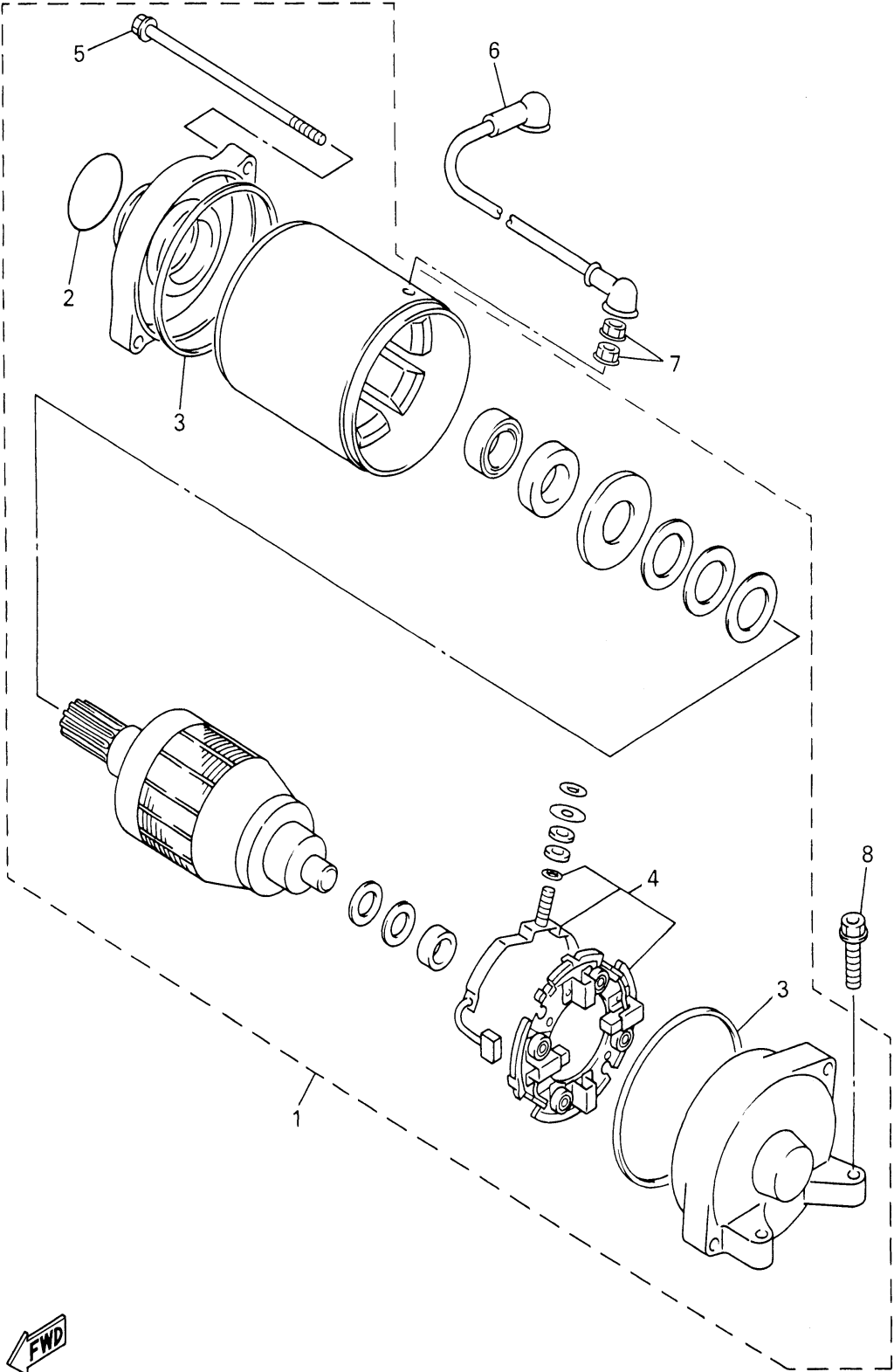
GENERATOR

Ref. No.	Part Number	Description	Qty	Remarks
1	4XV-81450-00-00	ROTOR ASSY	1	
2	5LV-81410-00-00	STATOR ASSY	1	
3	90149-06013-00	SCREW	3	
4	90462-10182-00	CLAMP	1	
5	91317-06012-00	BOLT	1	
6	90105-105A6-00	BOLT, WASHER BASED	1	
7	90201-103U7-00	WASHER, PLATE	1	



5LV1300-1380

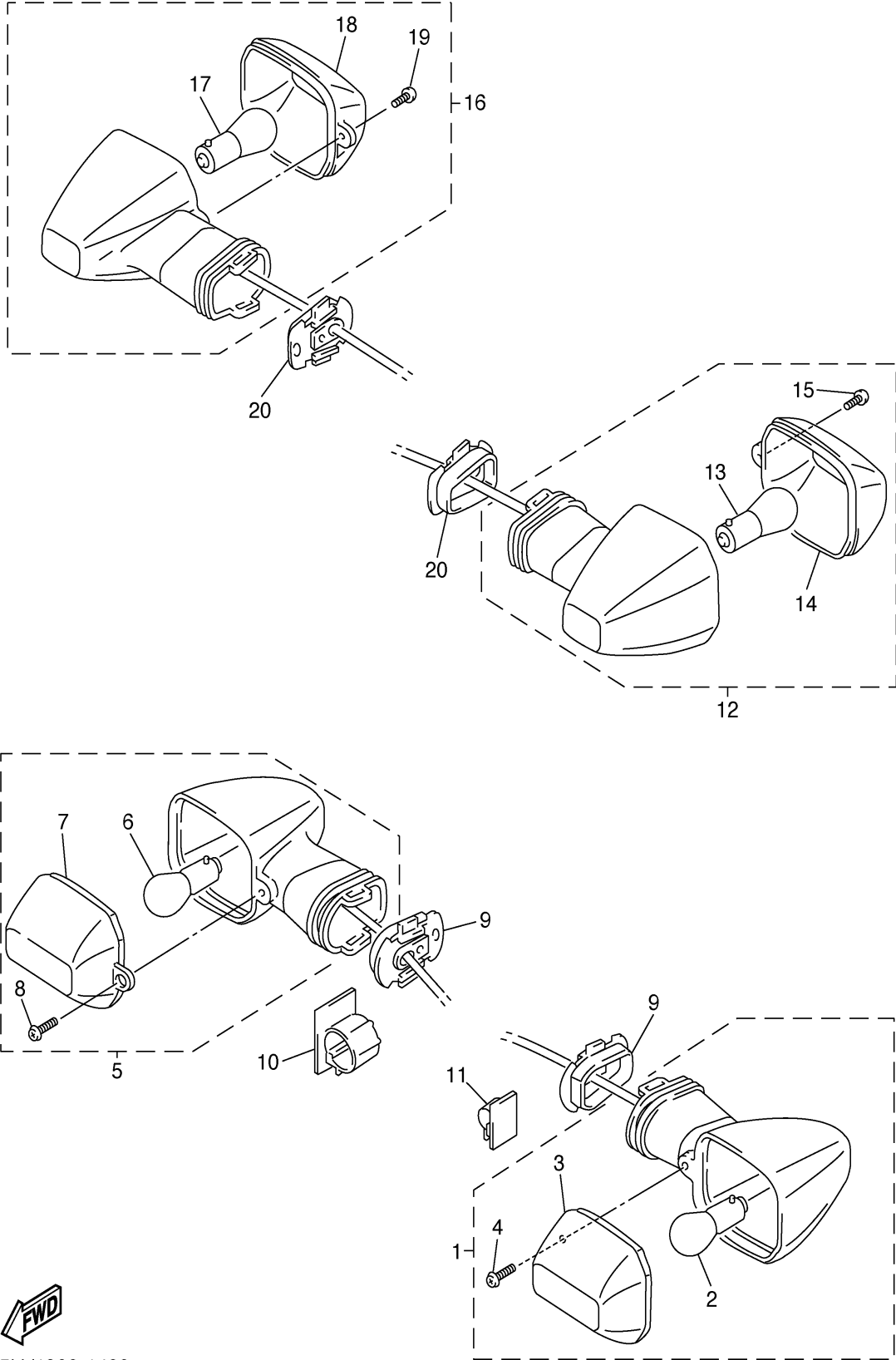
STARTING MOTOR



Ref. No.	Part Number	Description	Qty	Remarks
1	4XV-81890-00-00	MOTOR ASSY	1	
2	1FK-81847-00-00	. O-RING	1	
3	11H-81844-00-00	. GASKET	2	
4	3AJ-81801-00-00	. BRUSH SET	1	
5	3AJ-81826-00-00	. BOLT	2	
6	5LV-81815-00-00	CORD, STARTER MOTOR	1	
7	4XV-8182A-00-00	NUT	2	
8	95024-06025-00	BOLT, FLANGE	2	



5LV1300-1390

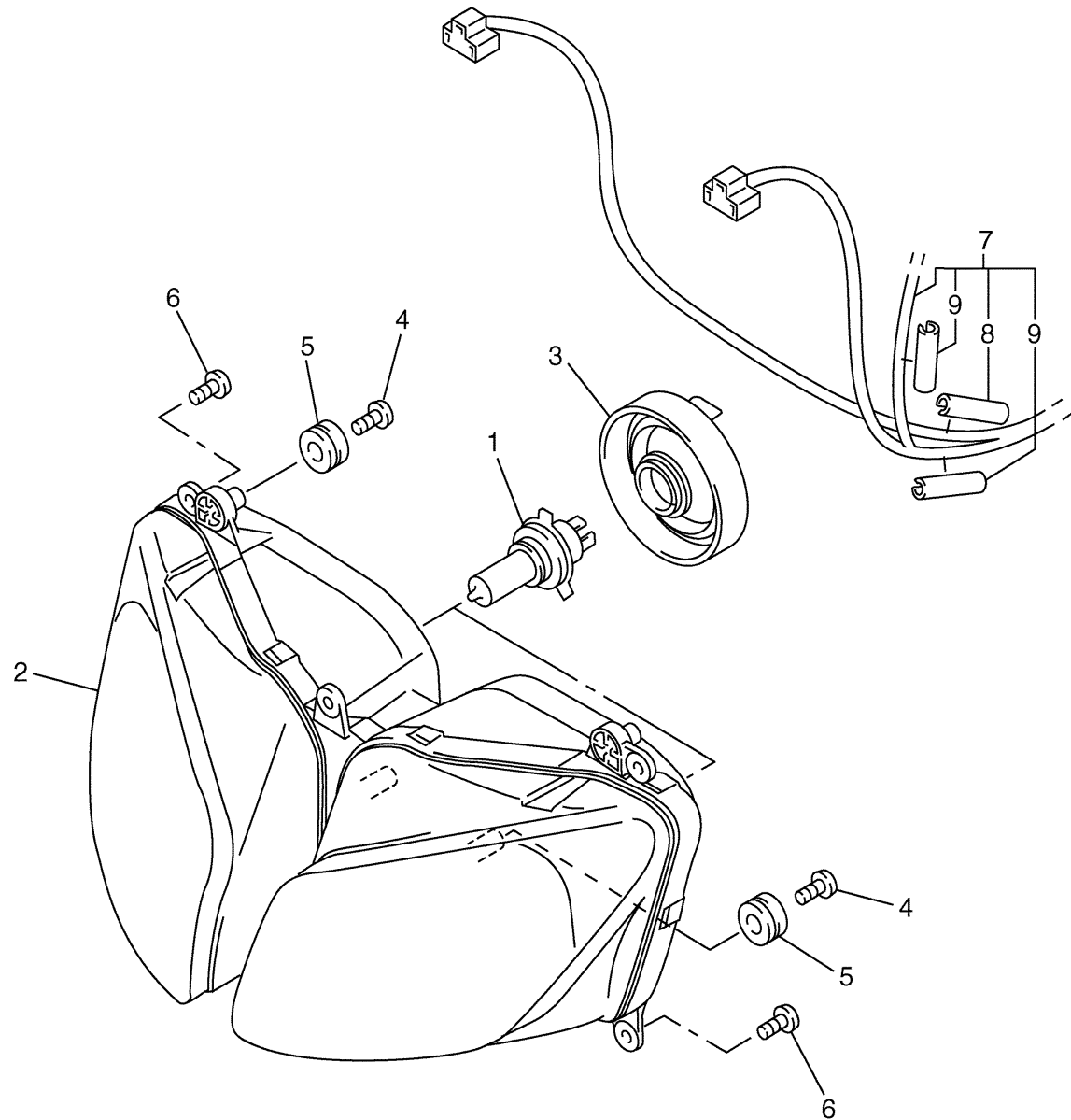


FLASHER LIGHT

Ref. No.	Part Number	Description	Qty	Remarks
1	5LV-83310-00-00	FRONT FLASHER LIGHT ASSY 1	1	
2	256-84714-61-00	. BULB (12V-27/8W)	1	
3	4JH-83332-10-00	. LENS, FLASHER	1	
4	97707-40610-00	. SCREW, TAPPING	1	
5	5LV-83320-00-00	FRONT FLASHER LIGHT ASSY 2	1	
6	256-84714-61-00	. BULB (12V-27/8W)	1	
7	4JH-83342-10-00	. LENS, FLASHER 2	1	
8	97702-40610-00	. SCREW, TAPPING	1	
9	5DM-8331L-00-00	PLATE, STOPPER	2	
10	90464-20136-00	CLAMP	1	
11	90464-62085-00	CLAMP	1	
12	5LV-83330-10-00	REAR FLASHER LIGHT ASSY 1	1	
13	256-83311-70-00	. BULB (12V-27W)	1	
14	4JH-83342-10-00	. LENS, FLASHER 2	1	
15	97702-40610-00	. SCREW, TAPPING	1	
16	5LV-83340-10-00	FLASHER LIGHT ASSY 2	1	
17	256-83311-70-00	. BULB (12V-27W)	1	
18	4JH-83332-10-00	. LENS, FLASHER	1	
19	97702-40610-00	. SCREW, TAPPING	1	
20	5DM-8331L-00-00	PLATE, STOPPER	2	



5LV1300-1400

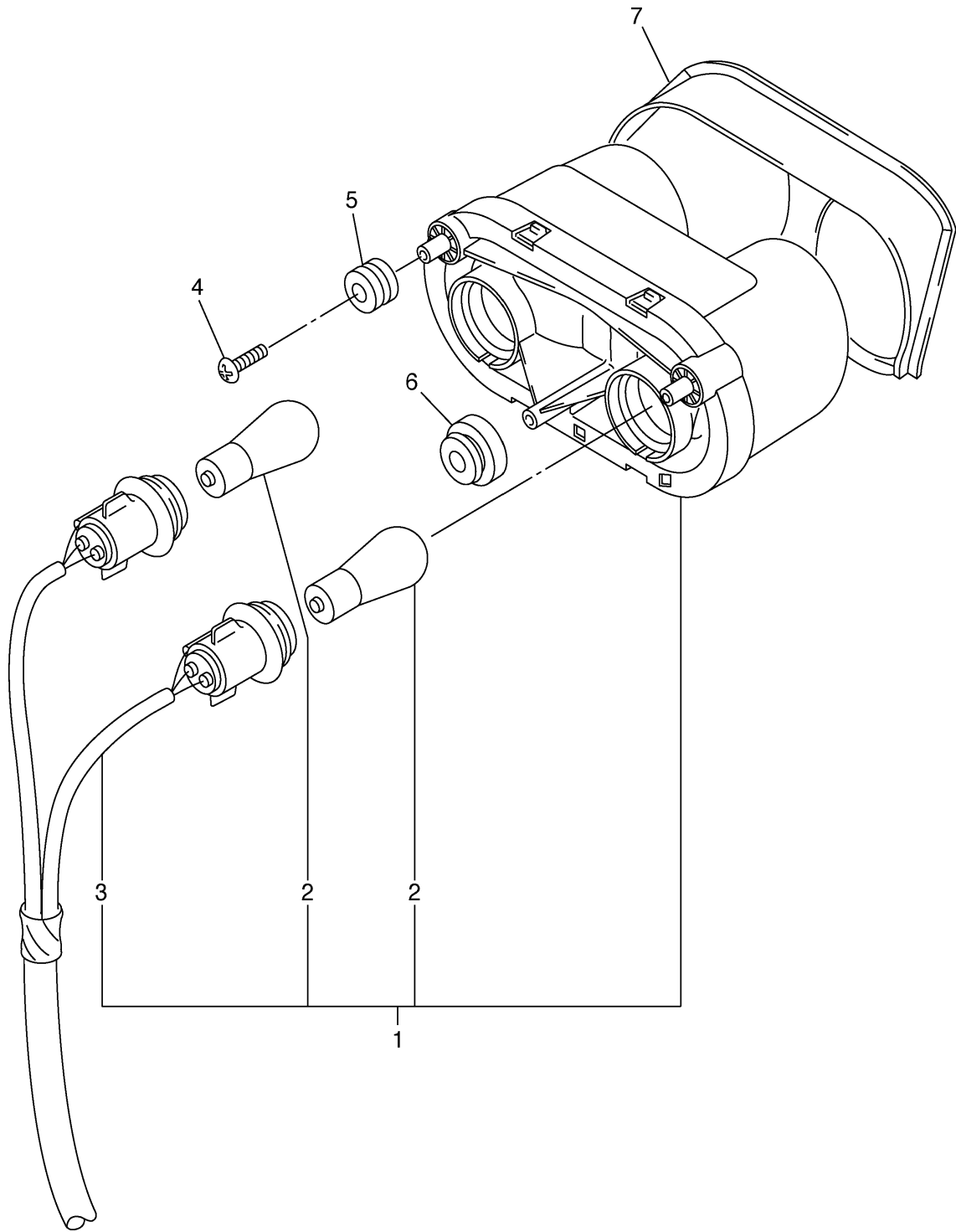


HEADLIGHT

Ref. No.	Part Number	Description	Qty	Remarks
1	8V0-84314-00-00	BULB (12V-60/55W)	2	
2	5LV-84310-20-00	HEADLIGHT UNIT ASSY	1	
3	5LV-84397-00-00	COVER, SOCKET	2	
4	90164-05014-00	SCREW, TAPPING	4	
5	90480-14229-00	GROMMET	4	
6	97707-50016-00	SCREW, TAPPING	5	
7	5LV-84359-10-00	CORD, HEADLIGHT	1	
8	5LV-84559-00-00	. DAMPER	1	
9	5LV-84553-00-00	. DAMPER	2	



5LV5100-1420

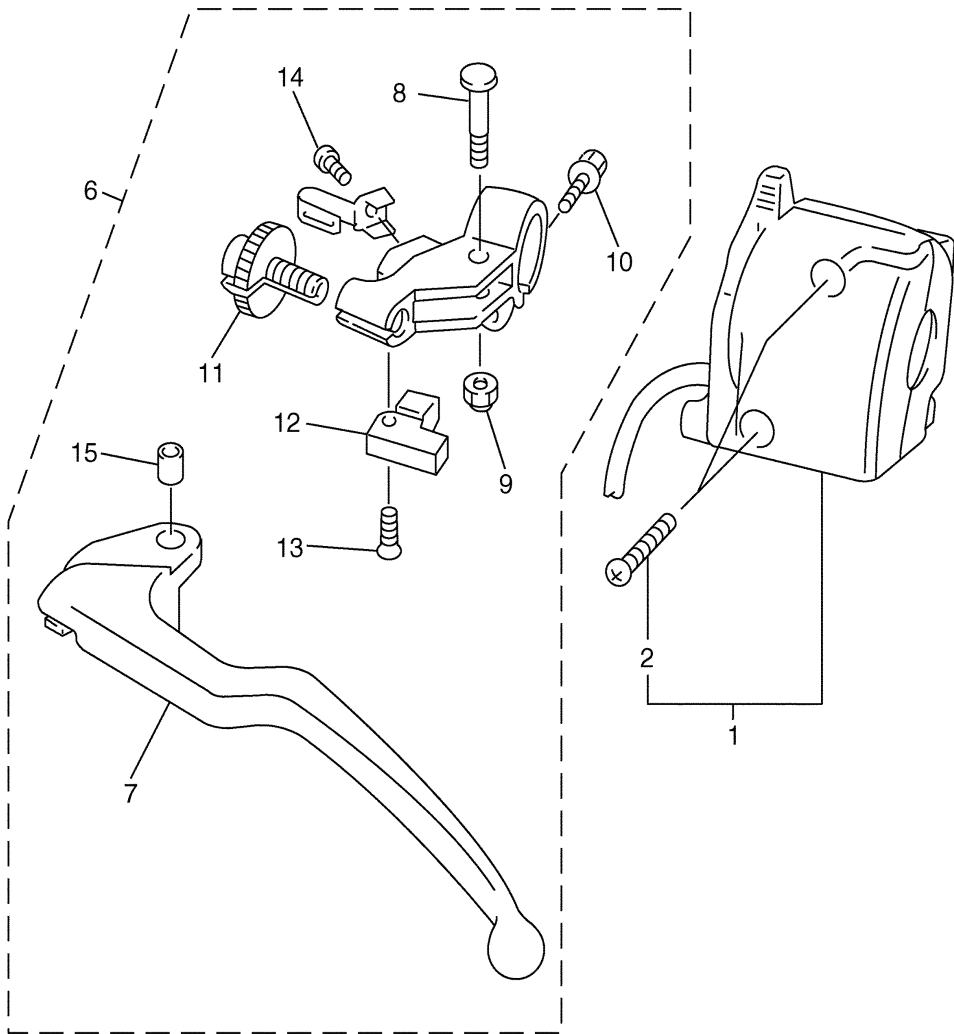
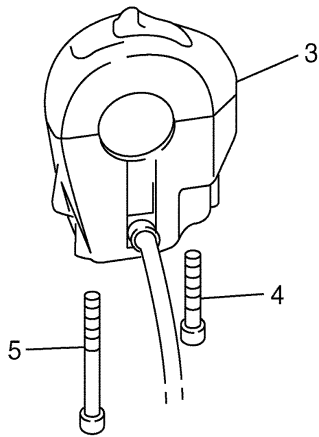


TAILLIGHT

Ref. No.	Part Number	Description	Qty	Remarks
1	5JJ-84710-11-00	TAILLIGHT UNIT ASSY	1	
2	1A2-84714-41-00	. BULB (12V-21/5W)	2	
3	5JJ-84735-00-00	. CORD ASSY	1	
4	90164-05014-00	SCREW, TAPPING	3	
5	4XV-83513-00-00	DAMPER	2	
6	90480-18171-00	GROMMET	1	
7	5LV-21669-00-00	SEAL	1	



5LV1300-1430



5LV5110-1440

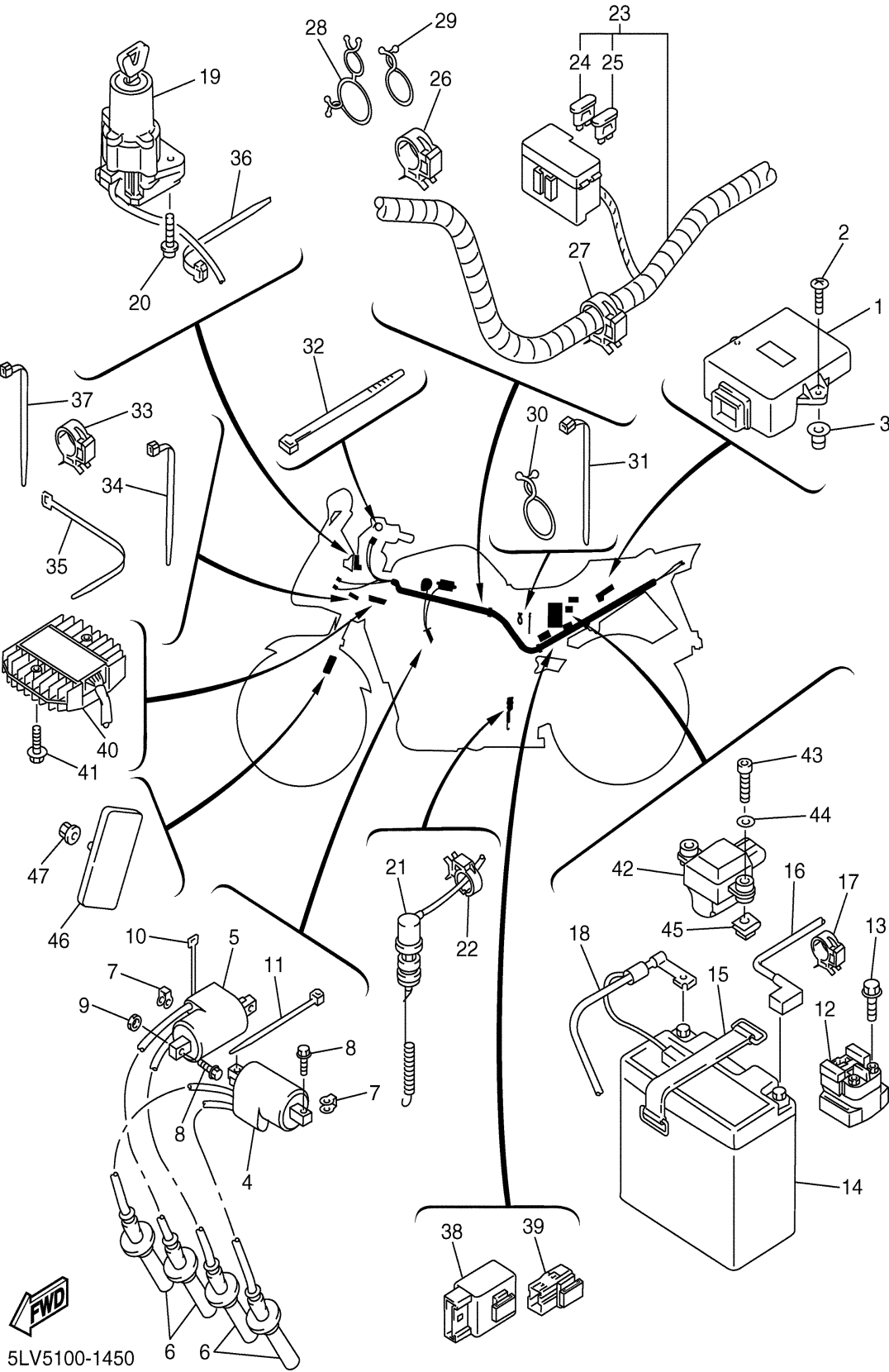
HANDLE SWITCH. LEVER

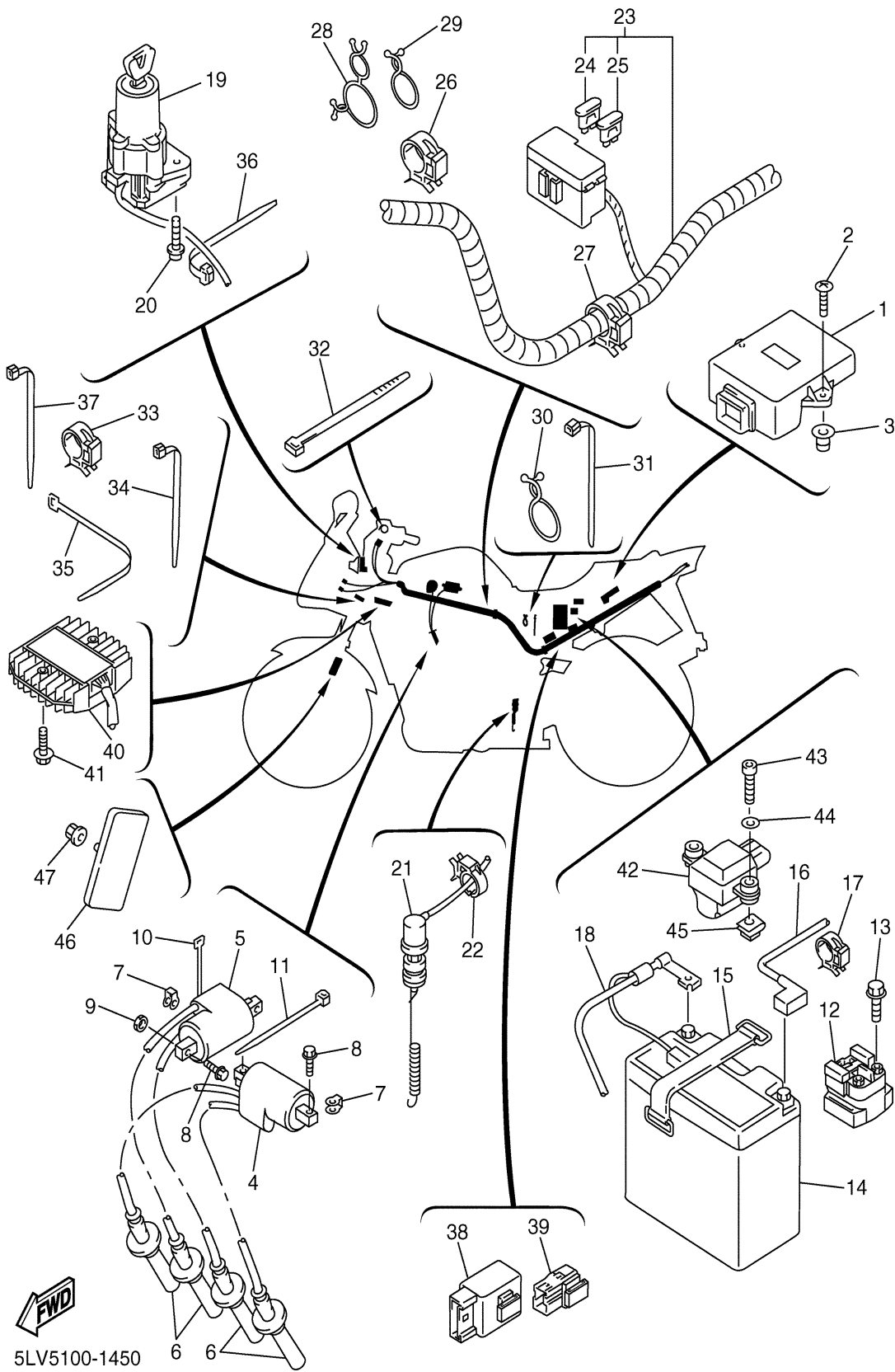
Ref. No.	Part Number	Description	Qty	Remarks
1	5LV-83973-00-00	SWITCH, HANDLE 3	1	
2	98507-05025-00	. SCREW, PAN HEAD	2	
3	5LV-83975-00-00	SWITCH, HANDLE 2	1	
4	91317-05030-00	BOLT	1	
5	91317-05050-00	BOLT	1	
6	5LV-82910-00-00	LEVER HOLDER ASSY (LEFT)	1	
7	4XV-83912-11-00	. LEVER 1	1	
8	4XV-83945-00-00	. BOLT, LEVER	1	
9	95607-06100-00	. NUT, U	1	
10	95027-06020-00	. BOLT, FLANGE	1	
11	5LV-83951-00-00	. BOLT, CABLE ADJUSTING	1	
12	3YX-82917-00-00	. SWITCH	1	
13	98704-03020-00	. SCREW, FLAT HEAD	1	
14	98507-04010-00	. SCREW, PAN HEAD	1	
15	5JJ-83913-00-00	. COLLAR, LEVER 1	1	

ELECTRICAL 1

Ref. No.	Part Number	Description	Qty	Remarks
1	5LV-82305-30-00	IGNITOR UNIT ASSY	1	
2	97707-50020-00	SCREW, TAPPING	2	
3	90269-08058-00	RIVET	2	
4	5LV-82310-00-00	IGNITION COIL ASSY	1	
5	5LV-82320-00-00	IGNITION COIL ASSY	1	
6	4XV-82370-01-00	PLUG CAP ASSY	4	
7	5LV-82317-00-00	DAMPER, IGNITION COIL	4	
8	97080-06020-00	BOLT	4	
9	95380-06600-00	NUT, HEXAGON	1	
10	90464-12045-00	CLAMP	1	
11	90464-13073-00	CLAMP	1	
12	4YR-81940-00-00	STARTER RELAY ASSY	1	
13	95027-06008-00	BOLT, FLANGE	2	
14	5EA-82100-10-00	BATTERY ASSY (GT14B-4) ...	1	
15	26L-82131-00-00	BAND, BATTERY	1	
16	5LV-82115-00-00	WIRE, PLUS LEAD	1	
17	90464-10190-00	CLAMP	1	
18	5LV-82116-10-00	WIRE, MINUS LEAD	1	
19	5LV-82501-10-00	MAIN SWITCH STEERING LOCK	1	
20	90109-080G5-00	BOLT	2	
21	5LV-82530-00-00	STOP SWITCH ASSY	1	
22	90464-08189-00	CLAMP	1	
23	5LV-82590-10-00	WIRE HARNESS ASSY	1	
24	5JJ-82151-30-00	. FUSE (10A-BL)	3	
25	5JJ-82151-20-00	. FUSE (20A-BL)	4	
26	90464-25217-00	CLAMP	2	
27	90464-25217-00	CLAMP	1	
28	90464-25098-00	CLAMP	1	

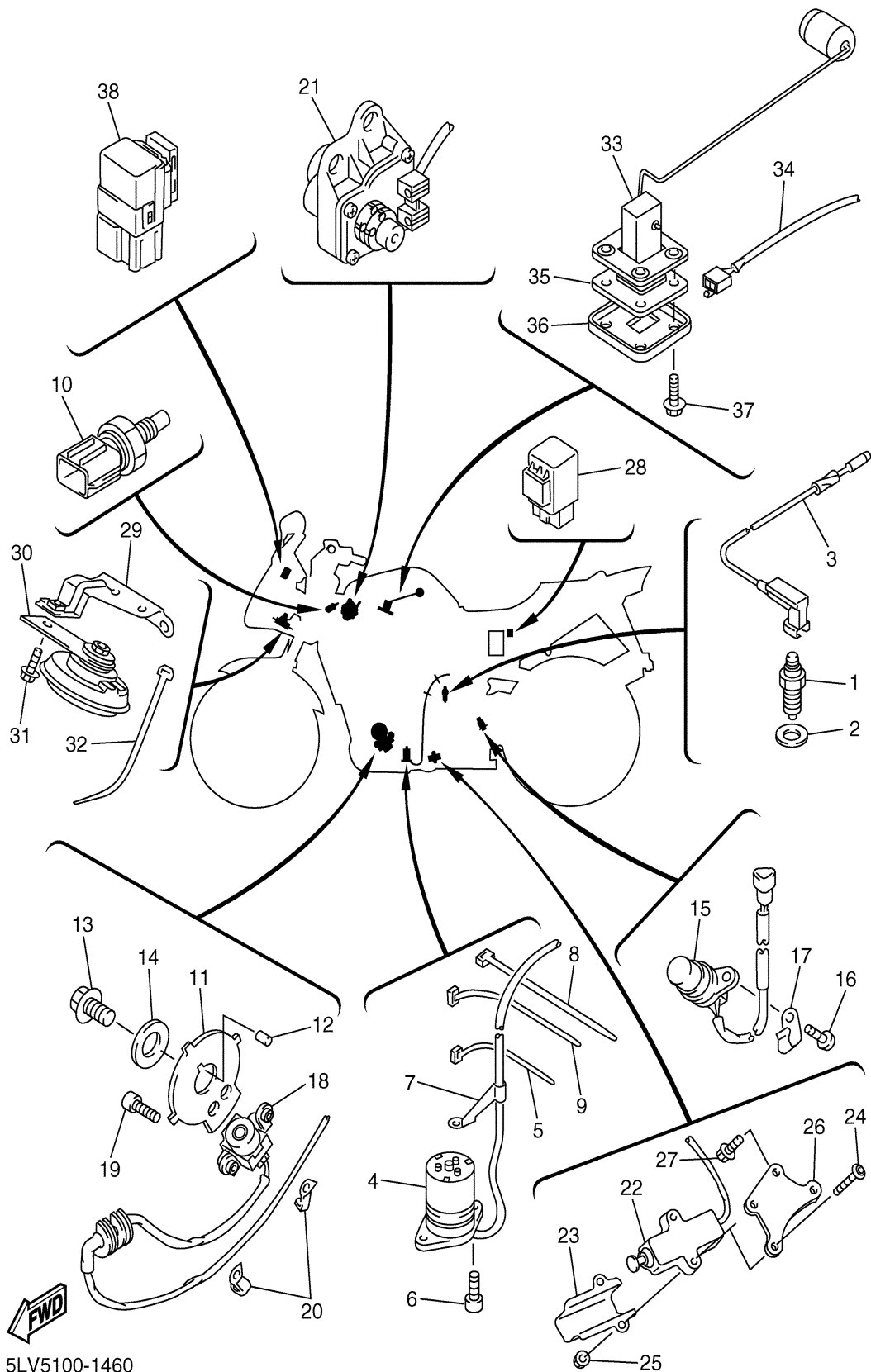
CONTINUED ON NEXT FRAME ►





ELECTRICAL 1

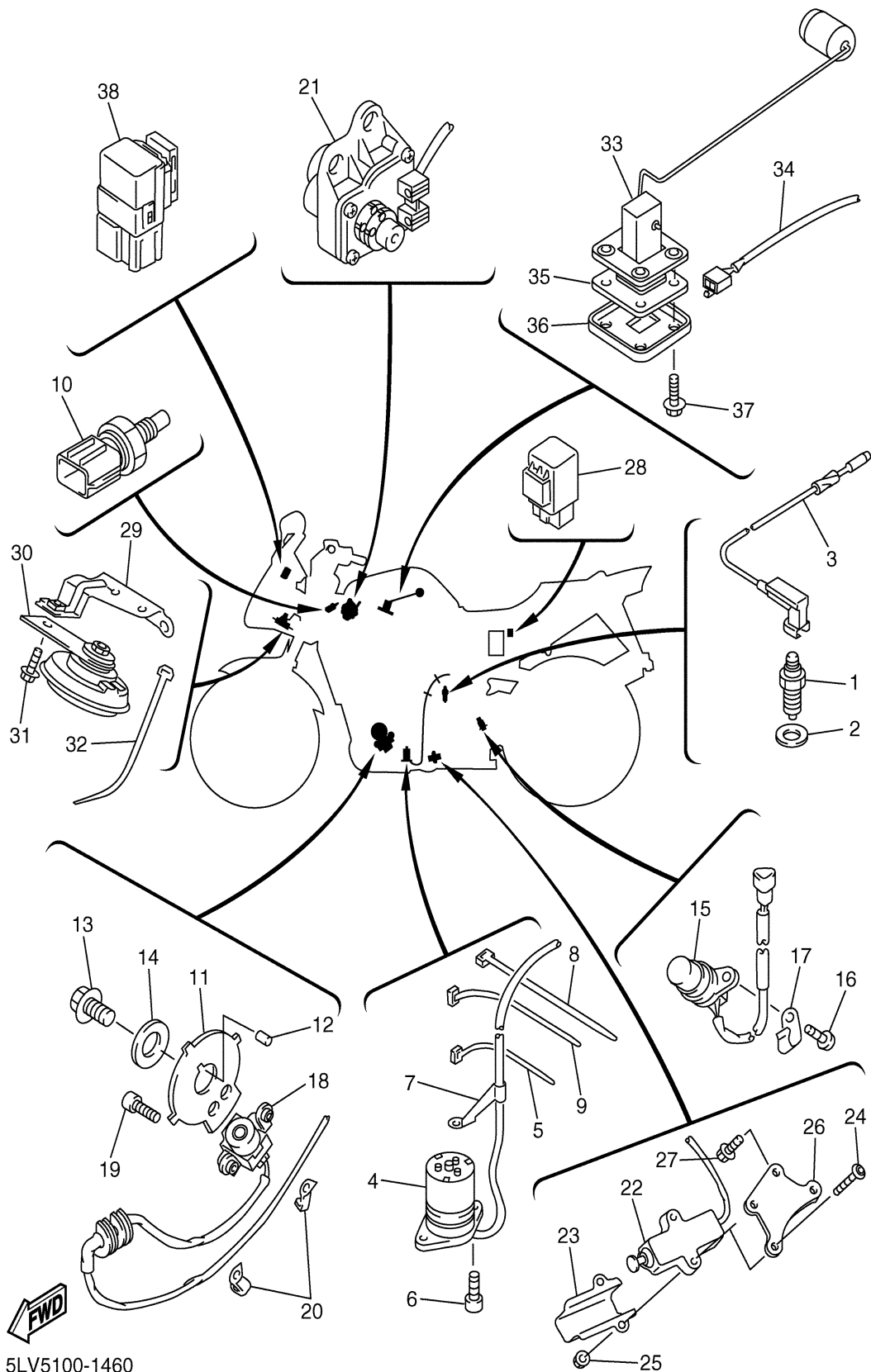
Ref. No.	Part Number	Description	Qty	Remarks
29	90464-23041-00	CLAMP	1	
30	90464-23041-00	CLAMP	1	
31	90464-13073-00	CLAMP	1	
32	437-83936-01-00	BAND, SWITCH CORD	2	
33	90464-15192-00	CLAMP	1	
34	90464-13077-00	CLAMP	1	
35	90464-13073-00	CLAMP	1	
36	1UA-82591-00-00	BAND	1	
37	90464-13077-00	CLAMP	1	
38	5EB-81950-20-00	RELAY ASSY	1	
39	5JJ-81950-20-00	RELAY ASSY	1	
40	5FL-81960-00-00	RECTIFIER & REGULATOR ASSY	1	
41	95807-06020-00	BOLT, FLANGE	2	
42	5LV-82576-00-00	EMERGENCY STOP SWITCH ASSY	1	
43	91317-04025-00	BOLT	2	
44	90201-042E0-00	WASHER, PLATE	2	
45	90183-04039-00	NUT, SPRING	2	
46	11H-85110-01-00	REFLECTOR ASSY	2	
47	95707-05500-00	NUT, FLANGE	2	



ELECTRICAL 2

Ref. No.	Part Number	Description	Qty	Remarks
1	3GB-82540-01-00	NEUTRAL SWITCH	1	
2	90430-10148-00	GASKET	1	
3	5LV-82541-00-00	WIRE, LEAD	1	
4	5LV-85720-00-00	OIL LEVEL GAUGE ASSY	1	
5	5Y9-12491-00-00	CLAMP 1	1	
6	91317-06014-00	BOLT	2	
7	90465-08013-00	CLAMP	1	
8	90464-13073-00	CLAMP	1	
9	90464-13077-00	CLAMP	1	
10	5JJ-83591-00-00	THERMO UNIT	1	
11	4XV-81673-00-00	ROTOR	1	
12	93604-29151-00	PIN, DOWEL	1	
13	90105-10290-00	BOLT, WASHER BASED	1	
14	90201-107K6-00	WASHER, PLATE	1	
15	5LV-83755-00-00	SENSOR, SPEED	1	
16	91317-06014-00	BOLT	1	
17	90465-08028-00	CLAMP	1	
18	5LV-81670-01-00	PICK-UP ASSY	1	
19	91317-06012-00	BOLT	2	
20	90465-08191-00	CLAMP	2	
21	5LV-85820-00-00	SERVO MOTOR ASSY	1	
22	5EB-82566-00-00	SWITCH, SIDE STAND	1	
23	5JJ-82388-00-00	PLATE	1	
24	92017-05025-00	BOLT, BUTTON HEAD	2	
25	95607-05200-00	NUT, U FLANGE	2	
26	5LV-8252H-00-00	PLATE	1	
27	90105-06020-00	BOLT, WASHER BASED	2	
28	3GM-83350-01-00	FLASHER RELAY ASSY	1	
29	5LV-23377-00-00	BRACKET, HORN	1	

CONTINUED ON NEXT FRAME ►



ELECTRICAL 2

Ref. No.	Part Number	Description	Qty	Remarks
30	4KM-83371-00-00	HORN	1	
31	95807-06010-00	BOLT, FLANGE	1	
32	90464-15195-00	CLAMP	1	
33	5LV-85752-00-00	SENDER UNIT ASSY, FUEL METER	1	
34	5LV-82509-00-00	WIRE, SUB LEAD	1	
35	4US-85753-00-00	GASKET, SENDER UNIT	1	
36	2JG-85757-00-00	RETAINER	1	
37	90119-05071-00	BOLT, WITH WASHER	4	
38	5JJ-81950-10-00	RELAY ASSY	1	