



PARTS CATALOGUE

MODEL YEAR 2002

FZ1

FZS1000P (5LVB) U49

FZS1000PC (5LVC) CALIFORNIA

STARTING VIN (5LVB): JYARN07E*2A002800 and following
STARTING VIN (5LVC): JYARN07Y*2A000302 and following

Color Code	Color-Rite Code	Color Name	Abbreviation
0564	5815	DEEP PURPLISH BLUE METALLIC C	DPBMC
004B	1492/5492-1	BLACK 2	BL2
0791	5175	SILVER 3	S3

OWNERS LIT-11626-15-30

ASSEMBLY LIT-11666-14-48

SERVICE LIT-11616-14-48

FOREWORD

-INTRODUCTION-
To The Yamaha Parts Fiche

This parts fiche lists parts and sub-assemblies for the FZS1000P/PC. When preparing a parts order, please refer to the most recently updated microfiche for this model.

THE YAMAHA PARTS FICHE

SYMBOLS

[] Inactive, no longer available
U.R. Use size (thickness) and/or number as required
U.N. Use as many as you need
T Number of teeth in a gear
V Voltage for light bulbs
S "S" type oil seal or "S" type circlip
SD,SO,SW "SD", "SO", or "SW" type oil seal
E,R "E" or "R" type circlip
F/No. Frame No. (Applicable Machine No.)
L.M. Locally made
O.L. Obtain locally
AP Alternate Part

SUPERSEDED PART NUMBERS

If part 'A' has been superseded by part 'B', the superseding part number "B" will appear in the part number listing with the superseded part number "A" appearing in parentheses immediately following the description.

EXAMPLE:

Ref. No.	Part No.	Description	Qty.
	(Part 'B')	(Part 'A')	
8	123-45678-00-00	CYLINDER (111-12345-00-00)	1

A part that has been superseda to a kit may be identified by a 99999-00000-00 part number appearing in the part number column. The old superseded part number will appear in parentheses immediately following the description. Listed directy below the 99999 part number will be those parts making up the kit. The description of the parts making up the kit will be preceded by a small black dot (.) and the description will be indented one letter space.

EXAMPLE:

Ref. No.	Part No.	Description	Qty.
8	99999-12345-00	CYLINDER (111-12345-00-00)	1
	234-56789-00-00	• HEAD, CYLINDER	1

SIZES

Except for steel balls (ball sizes are indicated in inches), all parts sizes are indicated in millimeters as in the following examples:

Hose (Rubber or Vinyl)Inside Diameter - Length
O-RingSection Area - Inside Diameter
Washer, Shim, CollarInside Diameter - Outside Diameter
Thickness (Length)

ASSEMBLIES AND COMPONENT PARTS

Assemblies and their component parts, are identified by an indention of one letter space, and the description is preceeded by a dot (.). If two main assemblies are listed, and have the same basic description (i.e.: left and right sides of the same assembly), one will immediately follow the other. If each of these main assemblies is made up of almost the same components, these component parts will be listed immediately under the second main assembly line and will be indicated, as noted above.

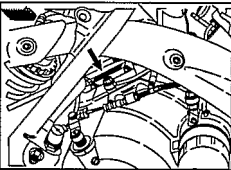
If the component is the same for both main assemblies, the quantity indicated will be the total required. If the component is not the same for both main assemblies, the quantity for each separate item will be listed separately.

EXAMPLE:

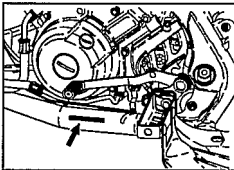
Description	Qty
CARBURETOR ASSY, LEFT	1
CARBURETOR ASSY, RIGHT	1
. JET, PILOT	2
. NOZZLE, MAIN	2
. LEVER, STARTER, LEFT	1
. LEVER, STARTER, RIGHT	1

APPLICABLE SERIAL NO.

(1) Engine Serial No.



(2) Frame Serial No.

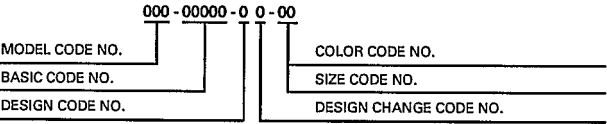


FOREWORD

THE YAMAHA PART NUMBER

The Yamaha part number consists of 12 digits. Each number represents a specific piece of information relating to a replacement part. The following is a guide for reading and interpreting the Yamaha part number.

BASIC PART NUMBER CONFIGURATION:



MODEL CODE NUMBER

FIRST THREE DIGITS . . . 000-00000-00-00

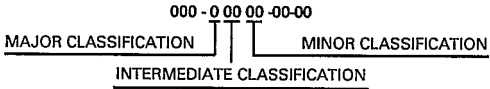
Every model in each Yamaha product line is assigned a model number to identify that particular model. All component parts are given the model code number relating to the model on which they were first used.

Example: 4DU-00000-00-00 identifies the XJ600SE.
3FA-00000-00-00 identifies the YFA1E.

BASIC CODE NUMBER

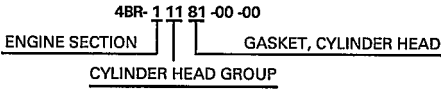
MIDDLE FIVE DIGITS . . . 000-00000-00-00

These “Middle Five Digits” indicate the type of part i.e., piston, rings, lower units, etc. The five digits are broken down as follows:



The “Major Classification” indicates the section to which the parts belong, i.e., engine, electrical etc. The “Intermediate” and “Minor Classifications” indicate more specific details.

Example:



DESIGN CODE NUMBER: 000-00000-00-00

The design code distinguishes like component parts from one another when specification differences are involved. For example, distinguishing a standard size piston ring from an oversized piston ring.

Example:

4BR-11610- 0 0-00 Standard Piston Ring Set for XJ600SE
4BR-11610- 2 0-00 Oversize Piston Ring Set for XJ600SE

DESIGN CHANGE CODE NUMBER: 000-00000-00-00

This code number is used to identify a difference between a new component part and old one when a new part is created by changing the old one.

Example: YFZ350E

2GU-11610-0 0 -00 PISTON RING SET, STD. - ORIGINAL
2GU-11610-0 1 -00 PISTON RING SET, STD. - FIRST DESIGN CHANGE

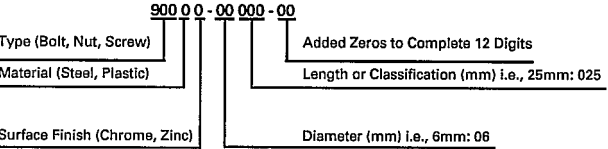
Only major changes to performance, durability, quality, appearance, cost or interchangeability will affect a part number change.

COLOR CODE & SIZE CODE NUMBER: 000-00000-00-00

When applicable, the last two digits of the part number identify:

1. Color Code: The painted color or type of plating or surface treatment used on certain parts.
2. Size Code: The last two digits are also used to show the size of parts (mm). Such as the thickness of shims or the size of pistons.

HARDWARE (Fastener) PART NUMBER CONFIGURATION:



TYPE:

A fastener part number always begins with the number “9” followed by either a 0, 1, 2, 3, 4, 5, 6, 7 or 8 designating one of eight major divisions within this group.

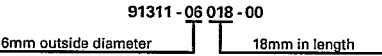
FOREWORD

Example:

- 9 0 000-00000-00 "0" designates various types.
- 9 1 000-00000-00 "1" designates bolts, cotter pins, etc.
- 9 2 000-00000-00 "2" designates screw, nuts, etc.
- 9 3 000-00000-00 "3" designates oil seals, o-rings, bearings, etc.
- 9 4 000-00000-00 "4" designates spark plugs.
- 9 5 000-00000-00 "5" designates bolts and nuts.
- 9 7 000-00000-00 "7" designates ISO bolts.
- 9 8 000-00000-00 "8" designates ISO screws and nuts.

The only major divisions which the mechanic should become familiar with are those related to the general hardware (nuts, bolts, and washers), since these are the most commonly used and most often replaced items. By knowing how to interpret the part number, the dimensions of a piece of hardware can be determined. This can be very helpful during major engine repair, and general parts replacement.

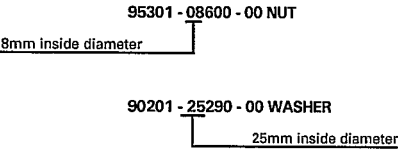
BOLT EXAMPLE:



EXCEPTION:

It is NOT possible to identify the LENGTH of bolts having a 901 prefix. Only the bolt diameter can be identified with this number.

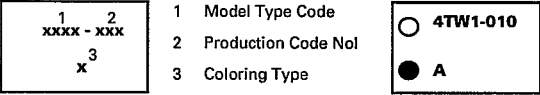
NUT AND WASHER EXAMPLE:



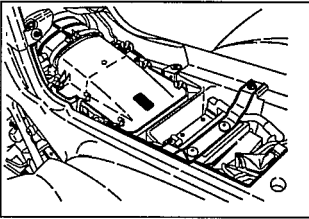
-MODEL LABEL-

A label called "Model Label" is affixed in the location as indicated in (3) below. When using this parts catalogue, please be sure to cross-reference the "model code - production code No." in the catalogue to the "model code - production code No." indicated on the Model Label affixed onto the product concerned.

"MODEL LABEL" INDICATION



MODEL LABEL AFFIXING LOCATION

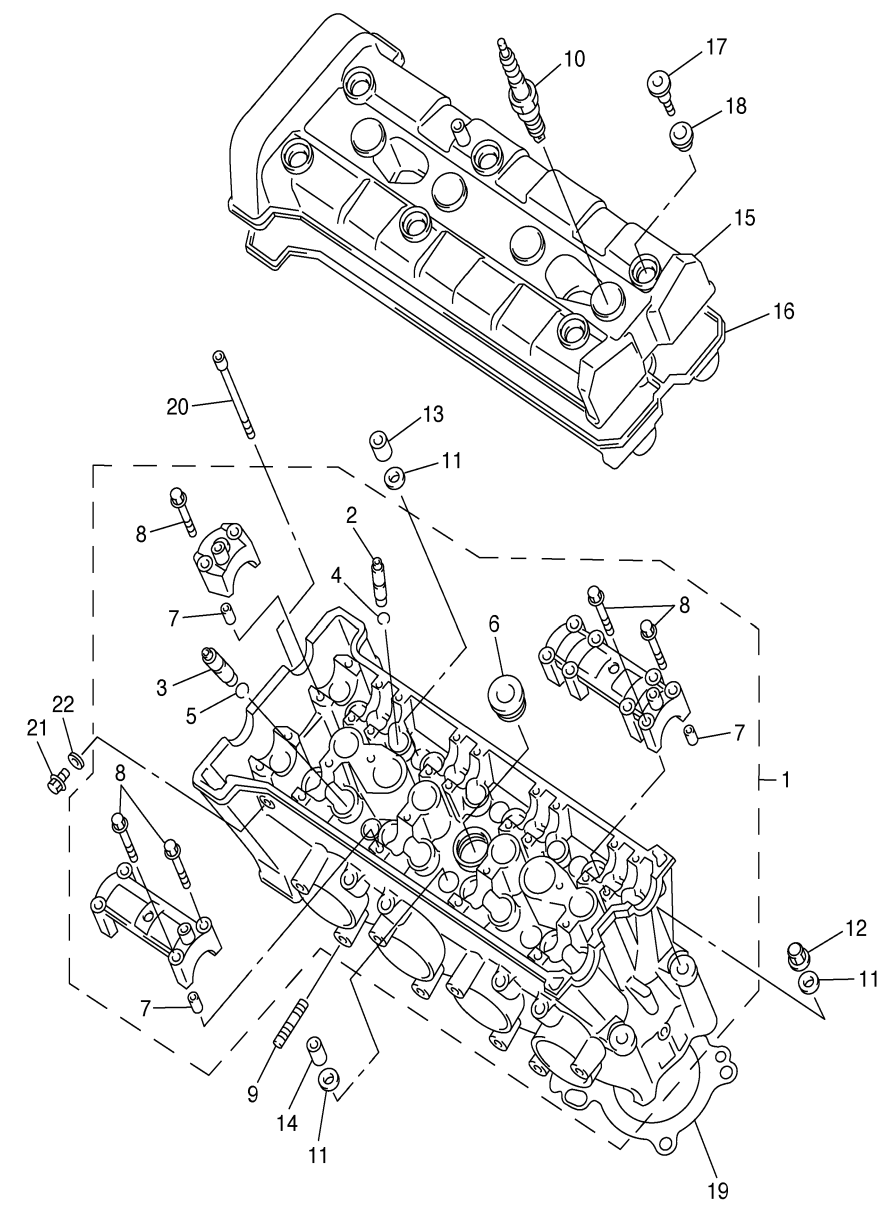


MODEL CODE - PRODUCTION CODE NUMBER OF MODEL LISTED IN THIS PARTS CATALOG

Model Code	Production Code No.	Country (destination)
5LVB	010	U49
5LVC	010	CALIFORINA

CYLINDER

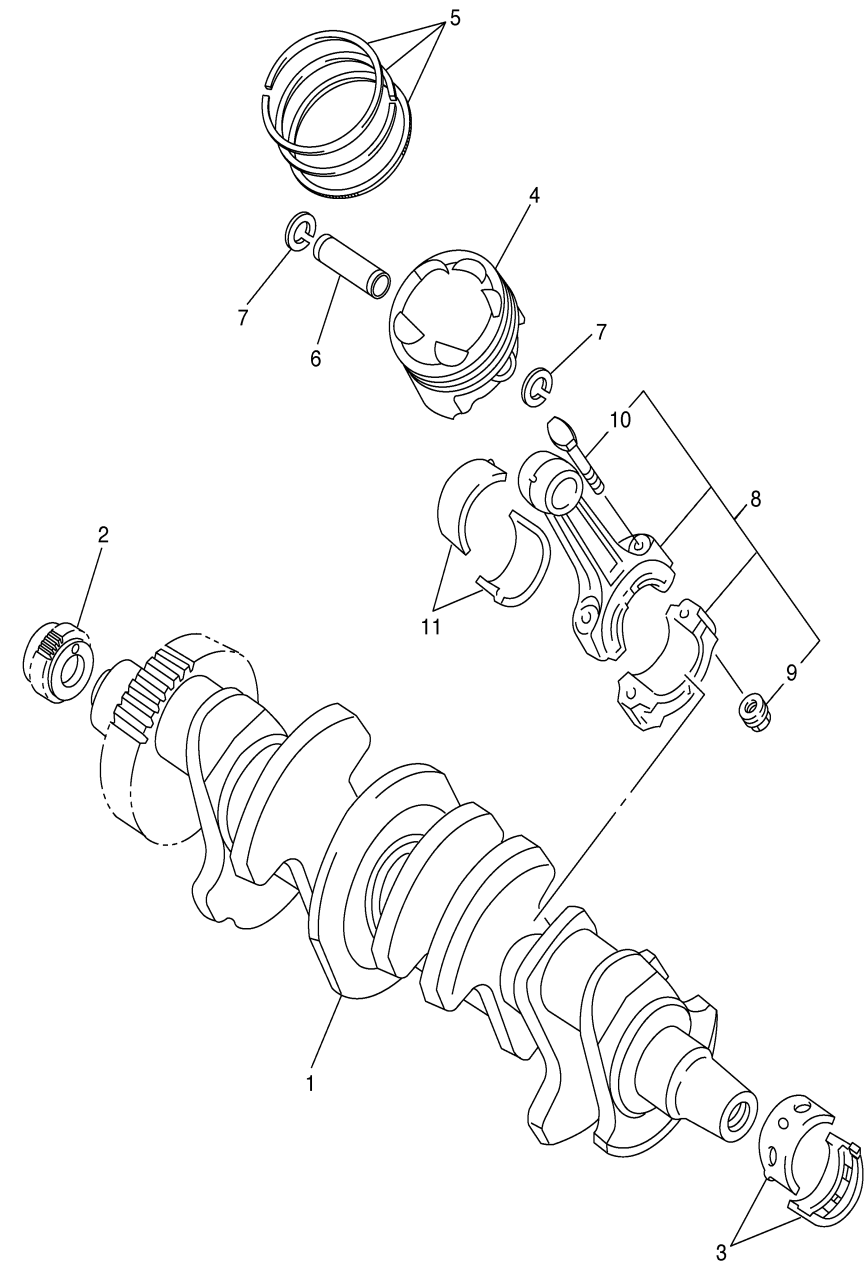
Ref. No.	Part Number	Description	Qty	Remarks
1	5LV-11101-00-00	CYLINDER HEAD ASSY	1	
2	3TJ-11133-10-00	..GUIDE, INTAKE VALVE	12	
3	1WG-11133-10-00	..GUIDE, INTAKE VALVE	8	
4	93440-07149-00	...CIRCLIP	12	
5	93440-10153-00	.. CIRCLIP, OUTER	8	
6	90340-27129-00	..PLUG, STRAIGHT SCREW ..	1	
7	91808-16023-00	..PIN, DOWEL	12	
8	90105-06026-00	.. BOLT, WASHER BASED ...	28	
9	95617-08625-00	. BOLT, STUD 3	8	
10	NGK-CR9E0-00-00	PLUG, SPARK (NGK CR8E) ...	4	UR
	NGK-CR9E0-00-00	PLUG, SPARK (NGK CR8E) ...	4	UR
11	90201-10013-00	WASHER, PLATE	10	
12	90176-10075-00	NUT, CROWN	2	
13	90179-10006-00	NUT	3	
14	90179-10414-00	NUT, SPEC'L SHAPE	5	
15	5LV-11191-00-00	COVER, CYLINDER HEAD 1 ..	1	
16	5LV-11193-00-00	GASKET, HEAD COVER 1	1	
17	90109-066F0-00	BOLT	6	
18	4KG-1111G-00-00	RUBBER, MOUNT 1	6	
19	5LV-11181-00-00	GASKET, CYLINDER HEAD 1 ..	1	
20	91314-06060-00	BOLT, SOCKET	2	
21	95027-06012-00	BOLT, FLANGE	1	
22	90430-06014-00	GASKET	1	




5LV1300-1010

CRANKSHAFT. PISTON

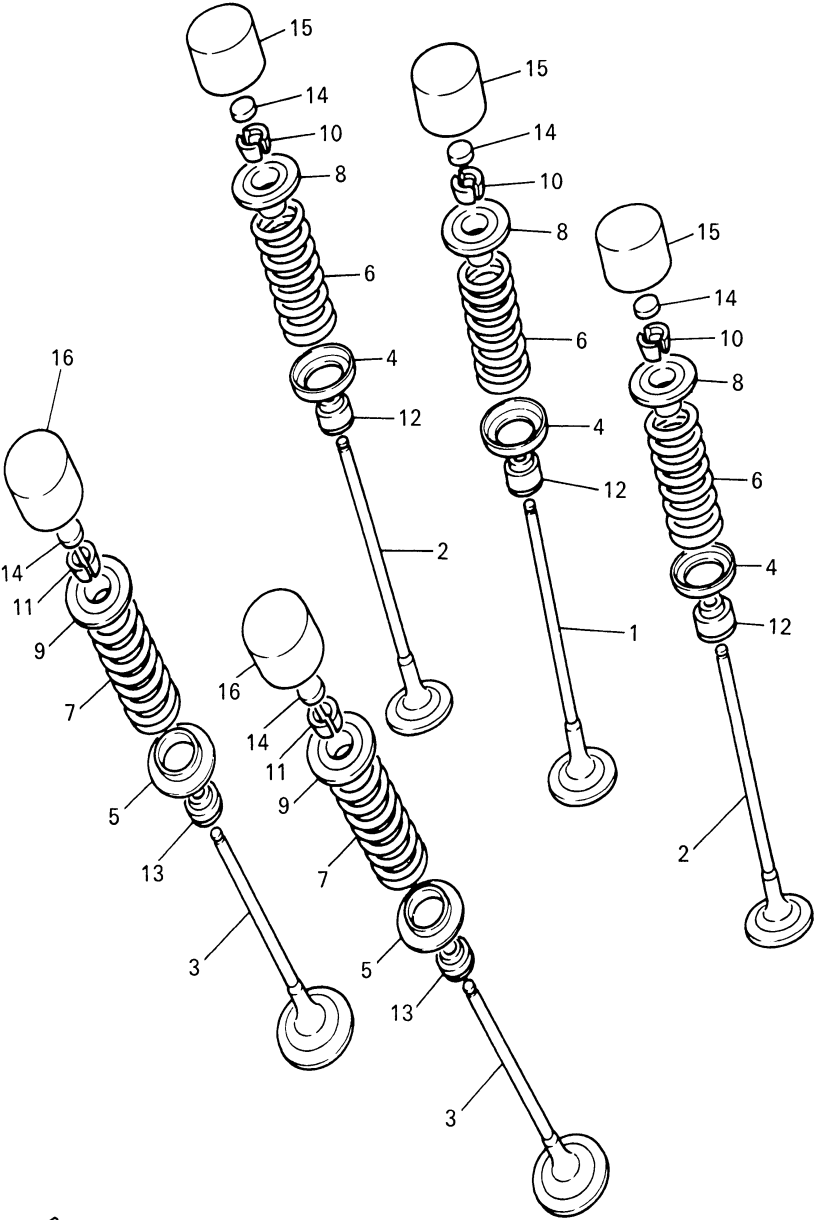
Ref. No.	Part Number	Description	Qty	Remarks
1	5LV-11411-00-00	CRANKSHAFT	1	
2	4XV-11549-00-00	SPROCKET, CAM CHAIN	1	
3	3GM-11416-00-00	PLANE BEARING, CRANKSHAFT 1	10	UR BLUE
	3GM-11416-A0-00	PLANE BEARING, CRANKSHAFT 1	10	UR WHITE
	3GM-11416-20-00	PLANE BEARING, CRANKSHAFT 1	10	UR BROWN
	3GM-11416-10-00	PLANE BEARING, CRANKSHAFT 1	10	UR BLACK
	3GM-11416-B0-00	PLANE BEARING, CRANKSHAFT 1	10	UR PURPLE
4	4XV-11631-00-00	PISTON (STD)	4	
5	5LV-11603-00-00	PISTON RING SET (STD)	4	
6	4XV-11633-00-00	PIN, PISTON	4	
7	90468-12069-00	CLIP	8	
8	4XV-11650-00-00	CONNECTING ROD ASSY	4	
9	90179-08327-00	.. NUT, SPEC'L SHAPE	2	
10	4XV-11654-00-00	.. BOLT, CONNECTING ROD ..	2	
11	3GM-11656-00-00	PLANE BEARING, CONNECTING ROD	8	UR BLUE
	3GM-11656-10-00	PLANE BEARING, CONNECTING ROD	8	UR BLACK
	3GM-11656-A0-00	PLANE BEARING, CONNECTING ROD	8	UR WHITE
	3GM-11656-B0-00	PLANE BEARING, CONNECTING ROD	8	UR PURPLE



5LV1300-1020

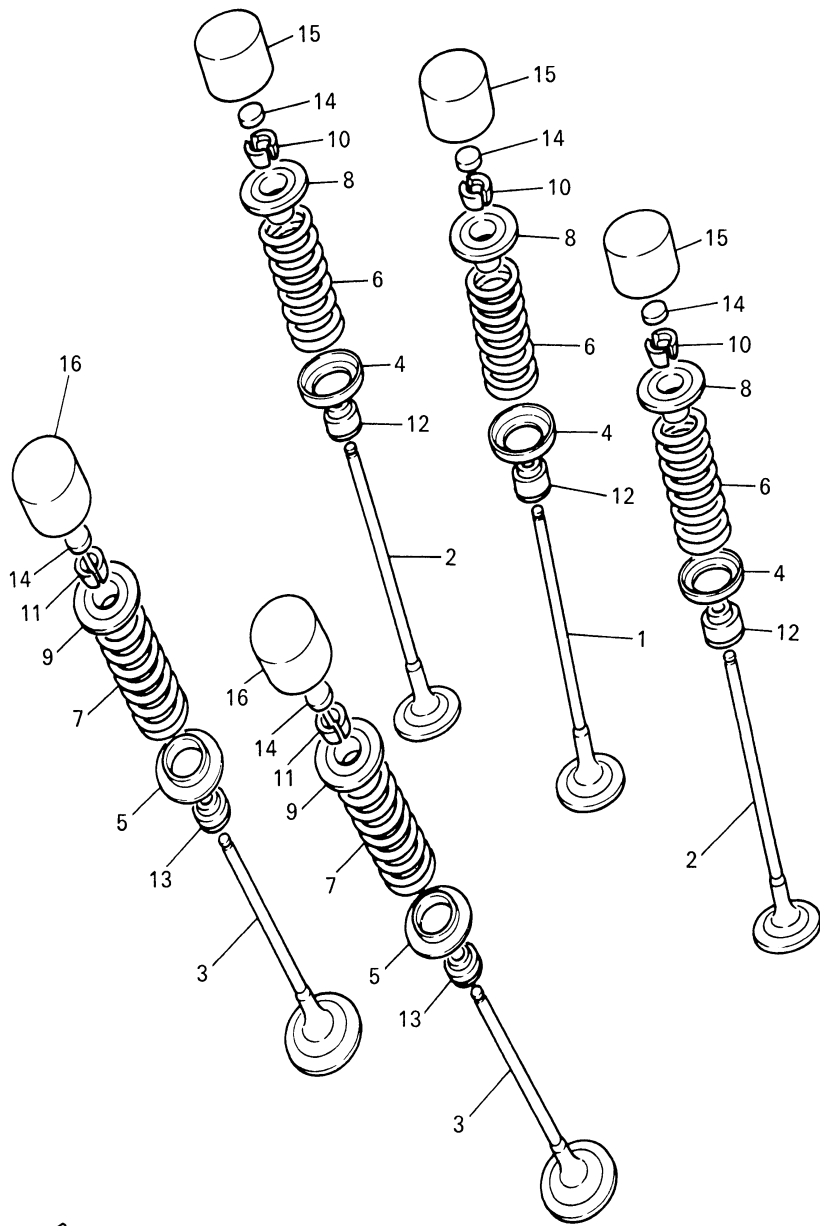
VALVE

Ref. No.	Part Number	Description	Qty	Remarks
1	4XV-12111-00-00	VALVE, INTAKE	4	
2	4XV-12112-00-00	VALVE, INTAKE 2	8	
3	5LV-12121-00-00	VALVE, EXHAUST	8	
4	1HX-12116-00-00	SEAT, VALVE SPRING	12	
5	3GM-12126-00-00	SEAT, VALVE SPRING 2	8	
6	4XV-12113-00-00	SPRING, VALVE INNER	12	
7	4XV-12114-00-00	SPRING, VALVE OUTER	8	
8	1HX-12117-00-00	RETAINER, VALVE SPRING ..	12	
9	1WG-12117-00-00	RETAINER, VALVE SPRING ..	8	
10	1HX-12118-00-00	COTTER, VALVE	24	
11	1WG-12118-00-00	COTTER, VALVE	16	
12	4TV-12119-00-00	SEAL, VALVE STEM	12	
13	4SV-12119-00-00	SEAL, VALVE STEM	8	
14	1HX-12168-00-00	PAD, ADJUSTING 2 (1.20)	20	UR
	1HX-12168-20-00	PAD, ADJUSTING 2 (1.25)	20	UR
	1HX-12168-40-00	PAD, ADJUSTING 2 (1.30)	20	UR
	1HX-12168-60-00	PAD, ADJUSTING 2 (1.35)	20	UR
	1HX-12168-80-00	PAD, ADJUSTING 2 (1.40)	20	UR
	1HX-12168-A0-00	PAD, ADJUSTING 2 (1.45)	20	UR
	1HX-12168-F0-00	PAD, ADJUSTING 2 (1.50)	20	UR
	1HX-12168-H1-00	PAD, ADJUSTING 2 (1.55)	20	UR
	1HX-12168-K1-00	PAD, ADJUSTING 2 (1.60)	20	UR
	1HX-12168-M1-00	PAD, ADJUSTING 2 (1.65)	20	UR
	1HX-12168-R1-00	PAD, ADJUSTING 2 (1.70)	20	UR
	1HX-12168-U1-00	PAD, ADJUSTING 2 (1.75)	20	UR
	1HX-12168-W1-00	PAD, ADJUSTING 2 (1.80)	20	UR
	1HX-12168-Y1-00	PAD, ADJUSTING 2 (1.85)	20	UR
	1HX-12169-11-00	PAD, ADJUSTING 2 (1.90)	20	UR
	1HX-12169-31-00	PAD, ADJUSTING 2 (1.95)	20	UR



FWD
4XV352-8030

CONTINUED ON NEXT FRAME ➤



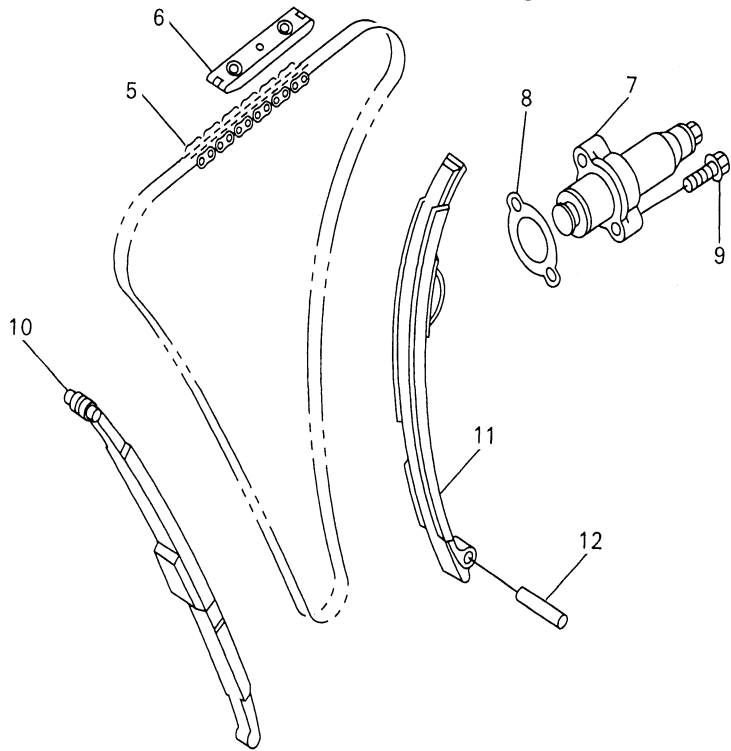
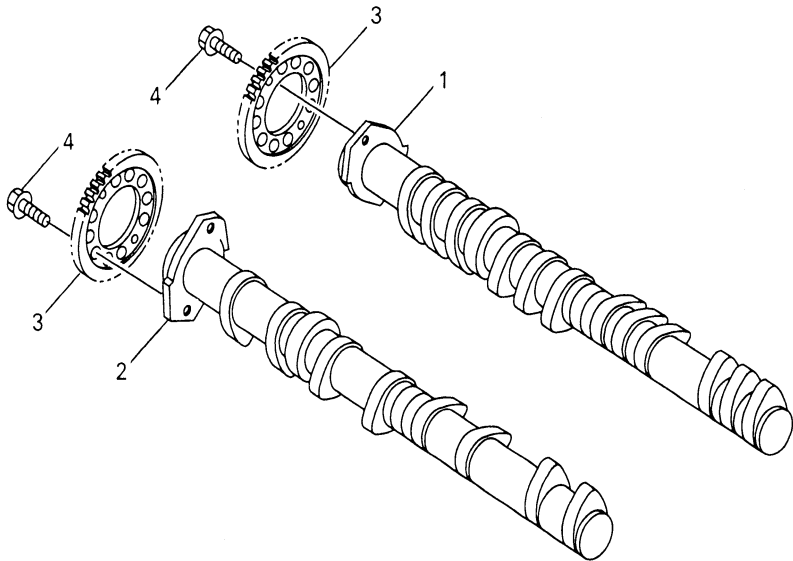

4XV352-8030

VALVE

Ref. No.	Part Number	Description	Qty	Remarks
14	1HX-12169-50-00	PAD, ADJUSTING 2 (2.00)	20	UR
	1HX-12169-70-00	PAD, ADJUSTING 2 (2.05)	20	UR
	1HX-12169-90-00	PAD, ADJUSTING 2 (2.10)	20	UR
	1HX-12169-E0-00	PAD, ADJUSTING 2 (2.15)	20	UR
	1HX-12169-G0-00	PAD, ADJUSTING 2 (2.20)	20	UR
	1HX-12169-J0-00	PAD, ADJUSTING 2 (2.25)	20	UR
	1HX-12169-L0-00	PAD, ADJUSTING 2 (2.30)	20	UR
	1HX-12169-N0-00	PAD, ADJUSTING 2 (2.35)	20	UR
	1HX-12169-T0-00	PAD, ADJUSTING 2 (2.40)	20	UR
15	3LN-12153-20-00	LIFTER, VALVE	12	UR BLUE
	3LN-12153-30-00	LIFTER, VALVE	12	UR RED
	3LN-12153-00-00	LIFTER, VALVE	12	UR BLACK
	3LN-12153-10-00	LIFTER, VALVE	12	UR YELLOW
16	3FV-12153-10-00	LIFTER, VALVE	8	UR YELLOW
	3FV-12153-20-00	LIFTER, VALVE	8	UR BLUE
	3FV-12153-00-00	LIFTER, VALVE	8	UR BLACK
	3FV-12153-30-00	LIFTER, VALVE	8	UR RED

CAMSHAFT. CHAIN

Ref. No.	Part Number	Description	Qty	Remarks
1	5JJ-12171-00-00	CAMSHAFT 1	1	
2	5JJ-12181-00-00	CAMSHAFT 2	1	
3	4XV-12176-00-00	SPROCKET, CAM CHAIN	2	
4	90105-07342-00	BOLT, WASHER BASED	4	
5	94591-49130-00	CHAIN	1	
6	5BE-12241-00-00	GUIDE, STOPPER 2	1	
7	5LV-12210-00-00	TENSIONER ASSY, CAM CHAIN	1	
8	4FM-12213-00-00	GASKET, TENSIONER CASE ..	1	
9	95024-06025-00	BOLT, FLANGE	2	
10	4XV-12251-00-00	DAMPER, CHAIN 1	1	
11	4XV-12252-00-00	DAMPER, CHAIN 2	1	
12	93607-44190-00	PIN, DOWEL	1	

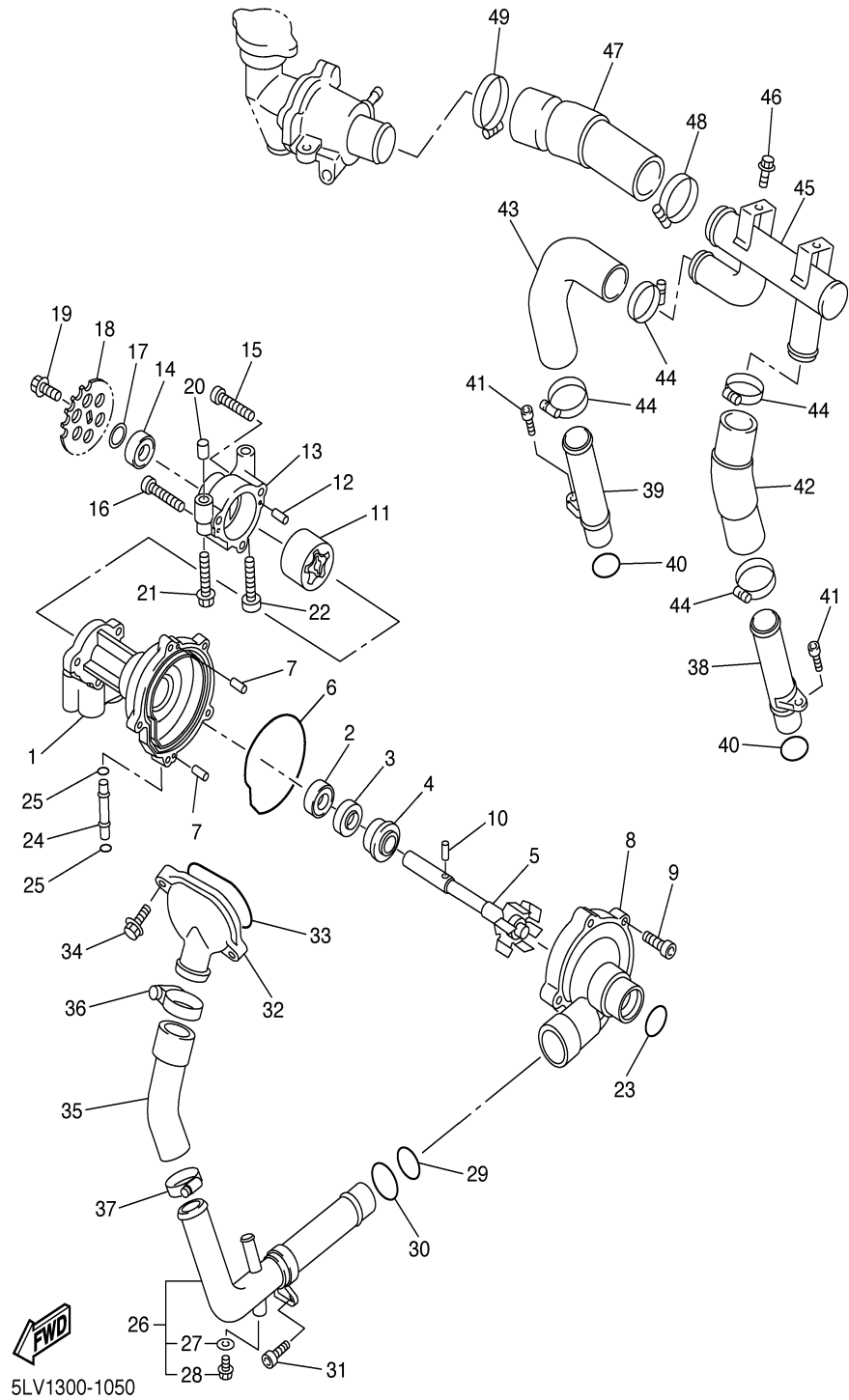


5LV1300-1040

WATER PUMP

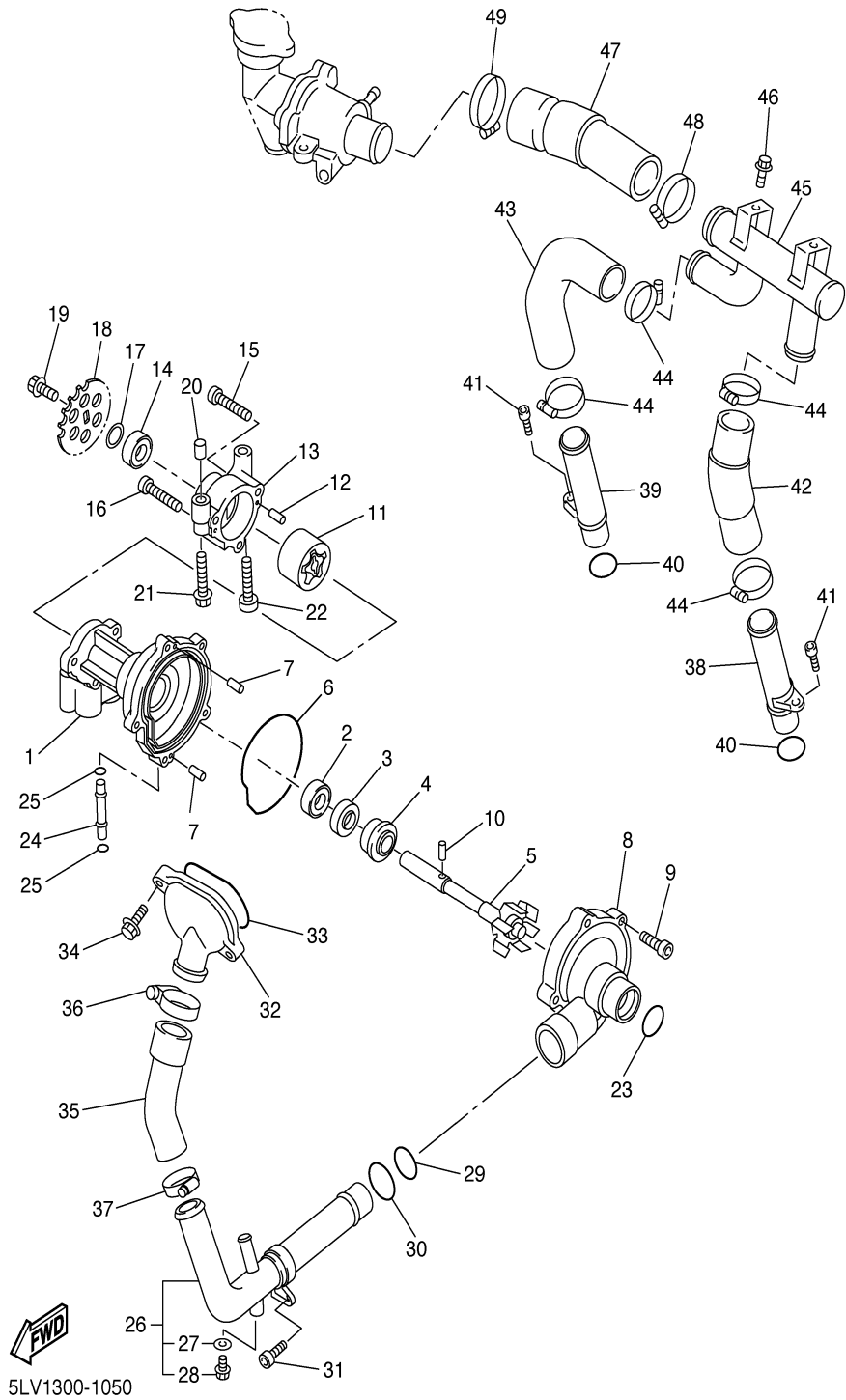
Ref. No.	Part Number	Description	Qty	Remarks
1	4XV-12421-00-00	HOUSING, WATER PUMP	1	
2	93306-00106-00	BEARING	1	
3	93102-12372-00	OIL SEAL	1	
4	11H-12438-10-00	.SEAL, MECHANICAL	1	
5	4XV-12450-00-00	IMPELLER SHAFT ASSY	1	
6	4XV-12439-00-00	O-RING	1	
7	93604-10011-00	PIN, DOWEL	2	
8	4XV-12422-00-00	COVER, HOUSING	1	
9	91317-06025-00	BOLT	5	
10	93603-17070-00	PIN, DOWEL	1	
11	4XV-13310-00-00	ROTOR ASSY 1	1	
12	93603-12007-00	PIN, DOWEL	2	
13	4XV-13336-00-00	HOUSING, ROTOR	1	
14	93306-00105-00	BEARING (B6001)	1	
15	91317-06035-00	BOLT	2	
16	91317-06040-00	BOLT	1	
17	90201-12541-00	WASHER, PLATE	1	
18	4XV-13355-00-00	SPROCKET, DRIVEN	1	
19	95817-06014-00	BOLT, FLANGE	1	
20	91808-30031-00	PIN, DOWEL	1	
21	95817-06045-00	BOLT, FLANGE	1	
22	91317-06045-00	BOLT	1	
23	93210-357A2-00	O-RING	1	
24	4XV-12485-00-00	PIPE 5	1	
25	93210-06667-00	O-RING	2	
26	5LV-12481-00-00	PIPE 1	1	
27	90430-06014-00	. GASKET	1	
28	90153-06029-00	. .SCREW, HEXAGON	1	
29	93210-235A1-00	O-RING	1	

CONTINUED ON NEXT FRAME ➤



WATER PUMP

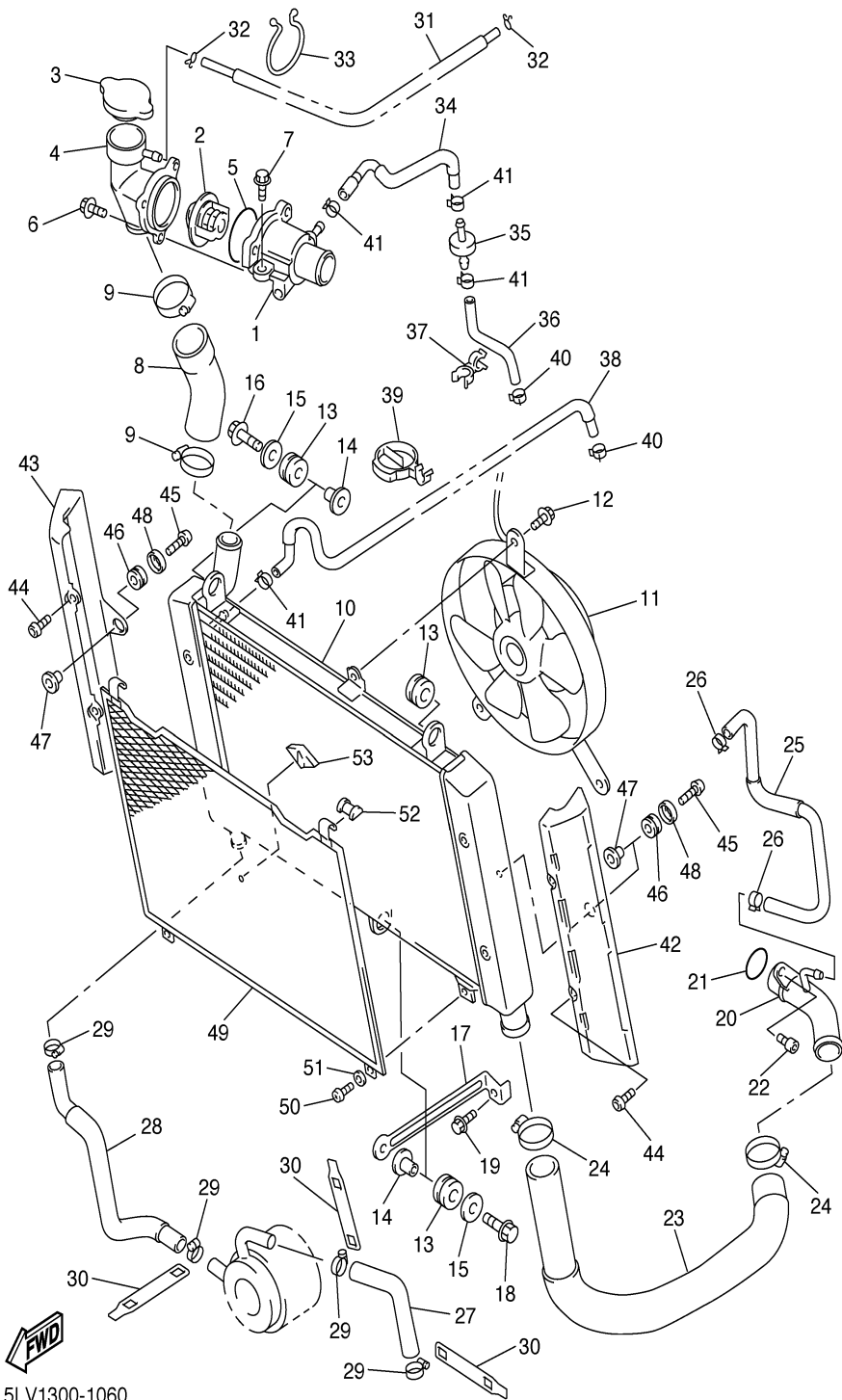
Ref. No.	Part Number	Description	Qty	Remarks
30	93210-27370-00	O-RING	1	
31	91317-06012-00	BOLT	1	
32	4XV-12469-00-00	JOINT 1	1	
33	93210-47675-00	O-RING	1	
34	95024-06020-00	BOLT, FLANGE	2	
35	4XV-12576-00-00	HOSE 1	1	
36	90450-38040-00	HOSE CLAMP ASSY	1	
37	90450-35001-00	HOSE CLAMP ASSY	1	
38	5LV-12482-00-00	PIPE 2	1	
39	5LV-12483-00-00	PIPE 3	1	
40	93210-18417-00	O-RING	2	
41	91317-06016-00	BOLT	2	
42	5LV-12577-00-00	HOSE 2	1	
43	5LV-12578-00-00	HOSE 3	1	
44	90450-28014-00	HOSE CLAMP ASSY	4	
45	5LV-12485-00-00	PIPE 5	1	
46	95817-06010-00	BOLT, FLANGE	2	
47	5LV-12579-00-00	HOSE 4	1	
48	90450-35001-00	HOSE CLAMP ASSY	1	
49	90450-38040-00	HOSE CLAMP ASSY	1	



RADIATOR. HOSE

Ref. No.	Part Number	Description	Qty	Remarks
1	5LV-12417-00-00	HOUSING, THERMOSTAT	1	
2	5LP-12411-00-00	THERMOSTAT	1	
3	3XP-12462-00-00	CAP, RADIATOR	1	
4	1AE-12591-01-00	SUPT, FILLER NECK	1	
5	93210-49046-00	O-RING	1	
6	95817-06020-00	BOLT, FLANGE	3	
7	95027-06012-00	BOLT, FLANGE	1	
8	5LV-12552-00-00	HOSE 8	1	
9	90450-38040-00	HOSE CLAMP ASSY	2	
10	5LV-12461-00-00	RADIATOR ASSY	1	
11	5LV-12405-00-00	BLOWER ASSY	1	
12	95817-06016-00	BOLT, FLANGE	3	
13	90480-15363-00	GROMMET	3	
14	90387-07391-00	COLLAR	2	
15	90201-063J2-00	WASHER, PLATE	2	
16	95817-06025-00	BOLT, FLANGE	1	
17	5LV-12464-00-00	STAY, RADIATOR	1	
18	95817-06025-00	BOLT, FLANGE	1	
19	95827-06012-00	BOLT, FLANGE	1	
20	5LV-12484-00-00	PIPE 4	1	
21	93210-23787-00	O-RING	1	
22	91317-06012-00	BOLT	1	
23	5LV-12551-00-00	HOSE 7	1	
24	90450-38040-00	HOSE CLAMP ASSY	2	
25	5LV-1243A-00-00	HOSE 1	1	
26	90467-10135-00	CLIP, SCISSOR	2	
27	5LV-12588-00-00	HOSE 5	1	
28	5LV-12589-00-00	HOSE 6	1	
29	90450-25037-00	HOSE CLAMP ASSY	4	

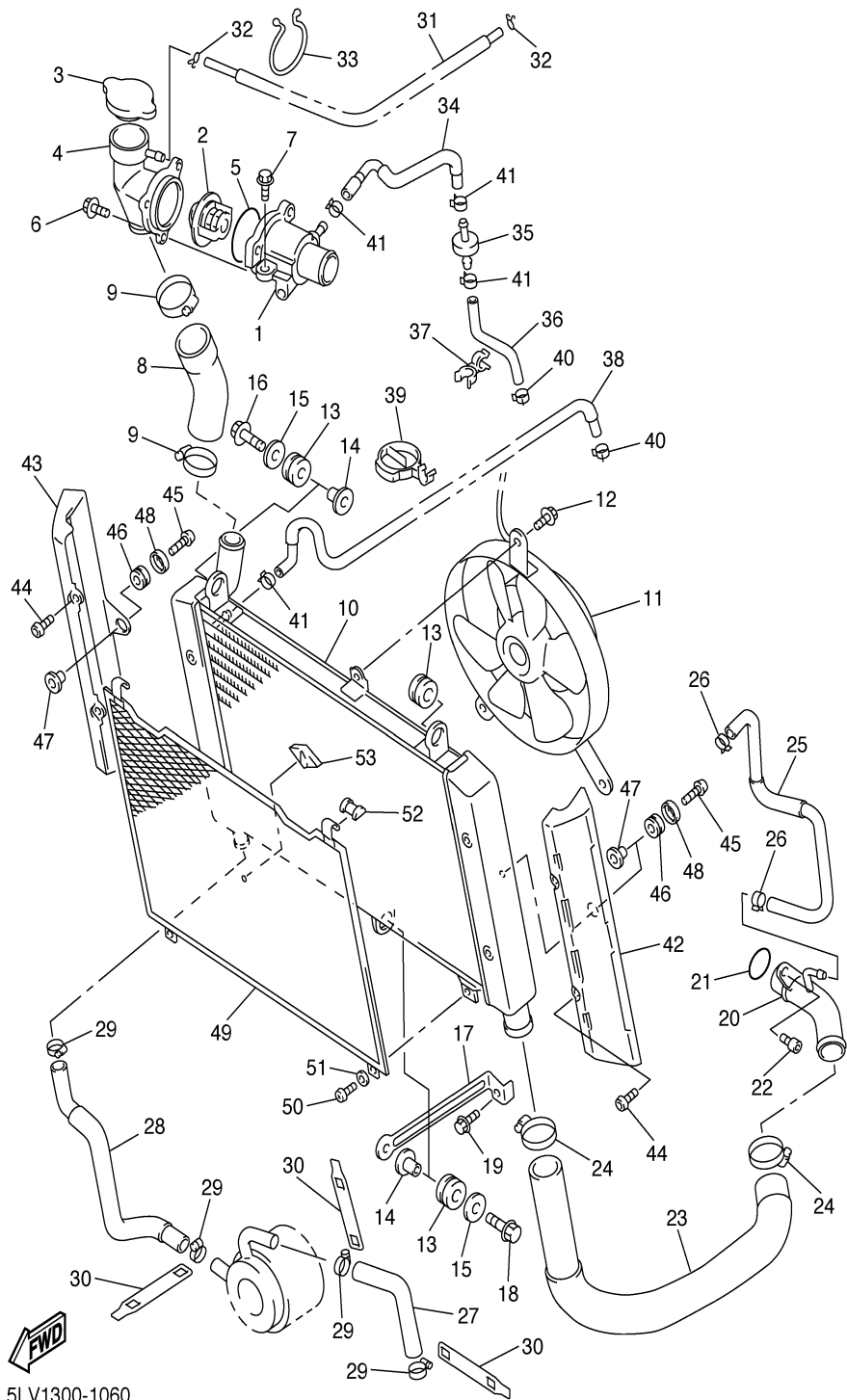
CONTINUED ON NEXT FRAME ➤



5LV1300-1060

RADIATOR. HOSE

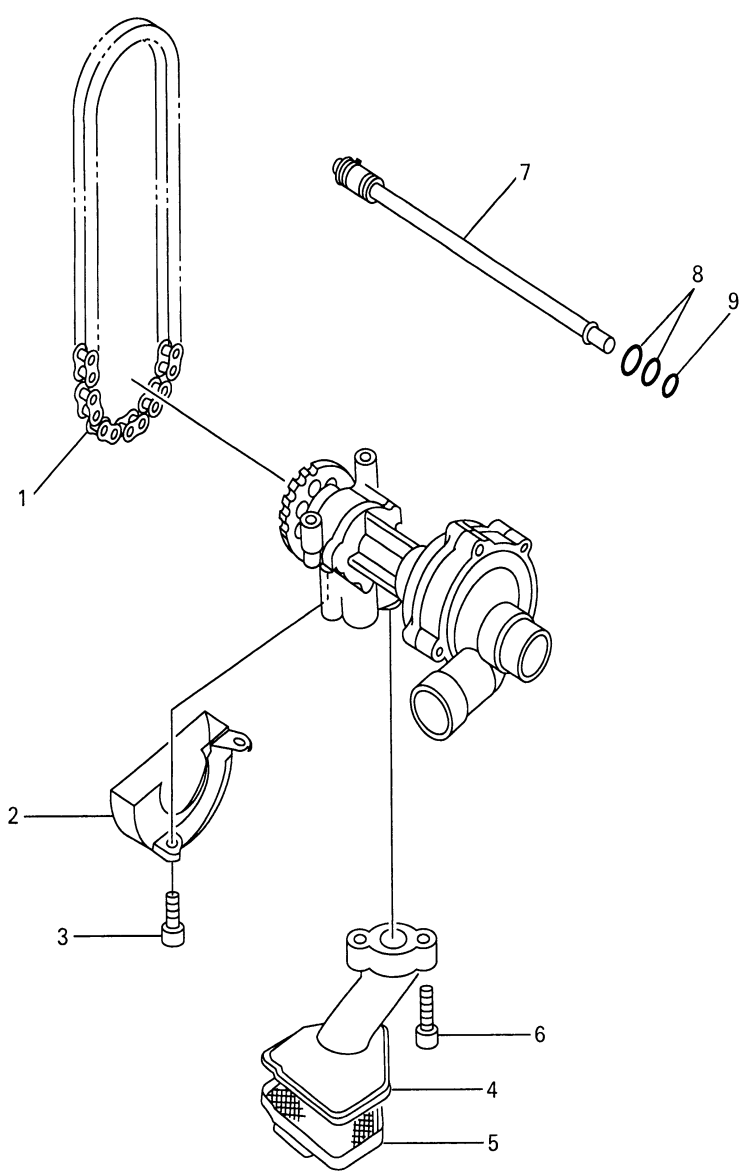
Ref. No.	Part Number	Description	Qty	Remarks
30	5LV-1246F-00-00	COVER 3	3	
31	5LV-12576-00-00	HOSE 1	1	
32	90467-08003-00	CLIP, SCISSOR	2	
33	90464-44109-00	CLAMP	1	
34	5LV-1243E-00-00	HOSE 2	1	
35	5LV-12470-00-00	STRAINER ASSY	1	
36	5LV-1244G-00-00	HOSE, 4	1	
37	90464-10186-00	CLAMP	1	
38	5LV-1243F-00-00	HOSE, 3	1	
39	90464-36001-00	CLAMP	1	
40	90467-06194-00	..CLIP	2	
41	90467-08092-00	CLIP, SCISSOR	4	
42	5LV-1240J-00-00	RADIATOR COVER ASS 1	1	
43	5LV-1240K-00-00	RADIATOR COVER ASSY 2 ...	1	
44	92014-06016-00	BOLT, BUTTON HEAD	4	
45	92014-06025-00	BOLT, BUTTON HEAD	2	
46	90480-12596-00	GROMMET	2	
47	90387-067W9-00	COLLAR	2	
48	90209-06008-00	WASHER	2	
49	5LV-12467-00-00	COVER, RADIATOR	1	
50	98507-06014-00	SCREW, PAN HEAD	2	
51	92907-06600-00	WASHER, PLATE	2	
52	1UF-12435-00-00	GASKET	2	
53	5LV-12465-00-00	DAMPER, RADIATOR	1	



5LV1300-1060

OIL PUMP

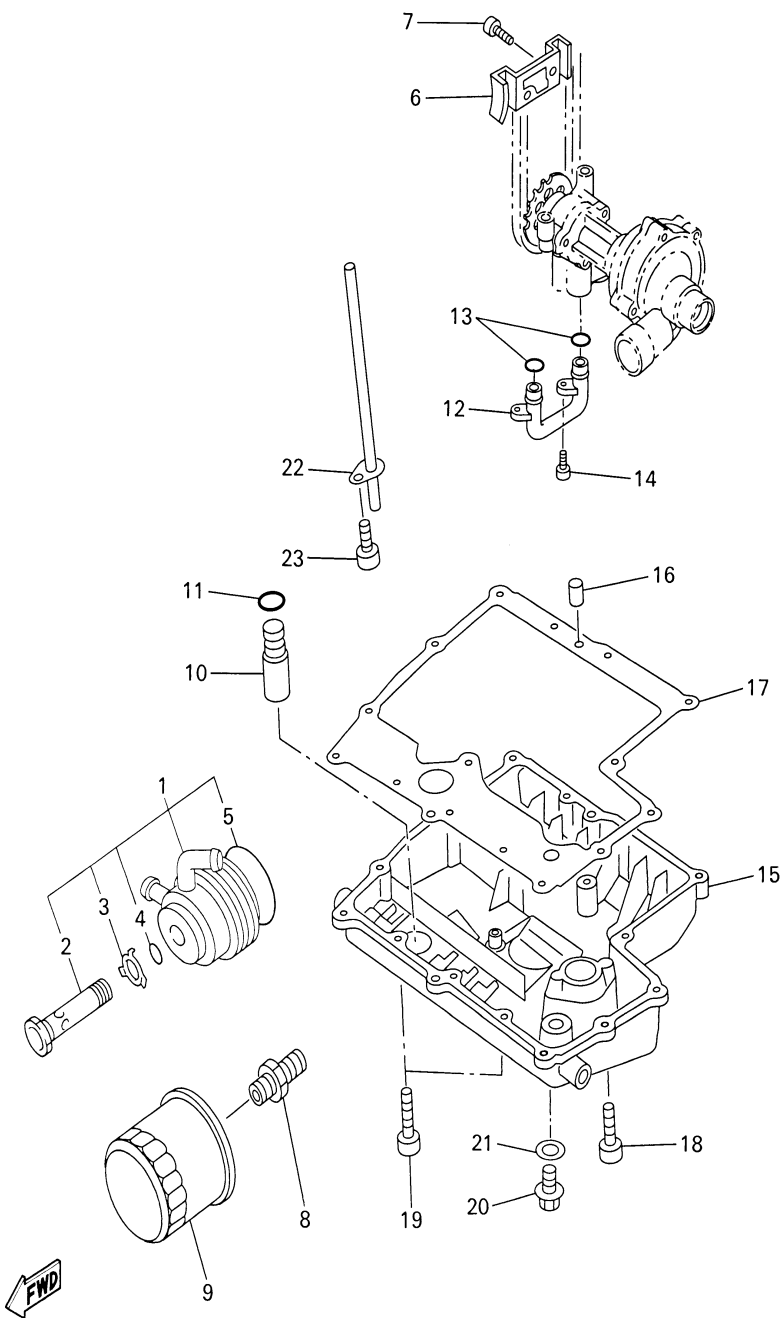
Ref. No.	Part Number	Description	Qty	Remarks
1	94580-25078-00	CHAIN (DID25 78LE)	1	
2	4XV-13327-00-00	COVER, PUMP GEAR	1	
3	91317-06012-00	BOLT	1	
4	4XV-13412-00-00	HOUSING, STRAINER	1	
5	4XV-13411-00-00	STRAINER, OIL	1	
6	91317-06020-00	BOLT	2	
7	5JJ-1316E-00-00	PIPE, DELEVERY 5	1	
8	93210-09350-00	O-RING	2	
9	93210-06667-00	O-RING	1	



4XV352-8070

OIL CLEANER

Ref. No.	Part Number	Description	Qty	Remarks
1	5LV-13470-00-00	OIL COOLER ASSY	1	
2	5LV-12822-00-00	..BOLT, UNION	1	
3	4XV-13473-00-00	..O-RING	1	
4	4XV-13318-00-00	..WASHER	1	
5	4XV-13475-00-00	..GASKET	1	
6	4XV-13898-00-00	HOLDER	1	
7	91317-06012-00	BOLT	2	
8	90401-20145-00	BOLT, UNION	1	
9	5GH-13440-00-00	ELEMENT ASSY, OIL CLEANER	1	
10	4XV-13490-00-00	RELIEF VALVE ASSY	1	
11	93210-15566-00	O-RING	1	
12	4XV-13416-00-00	PIPE, OIL 1	1	
13	93210-14579-00	O-RING	2	
14	91317-06012-00	BOLT	2	
15	5LV-13417-00-00	COVER, STRAINER	1	
16	99530-08012-00	PIN, DOWEL	2	
17	5LV-13414-00-00	GASKET, STRAINER COVER ..	1	
18	91317-06025-00	BOLT	13	
19	91317-06025-00	BOLT	2	
20	90340-14132-00	PLUG, STRAIGHT SCREW	1	
21	214-11198-01-00	GASKET	1	
22	5JJ-13161-00-00	PIPE, DELIVERY 1	1	
23	91317-06012-00	BOLT	1	

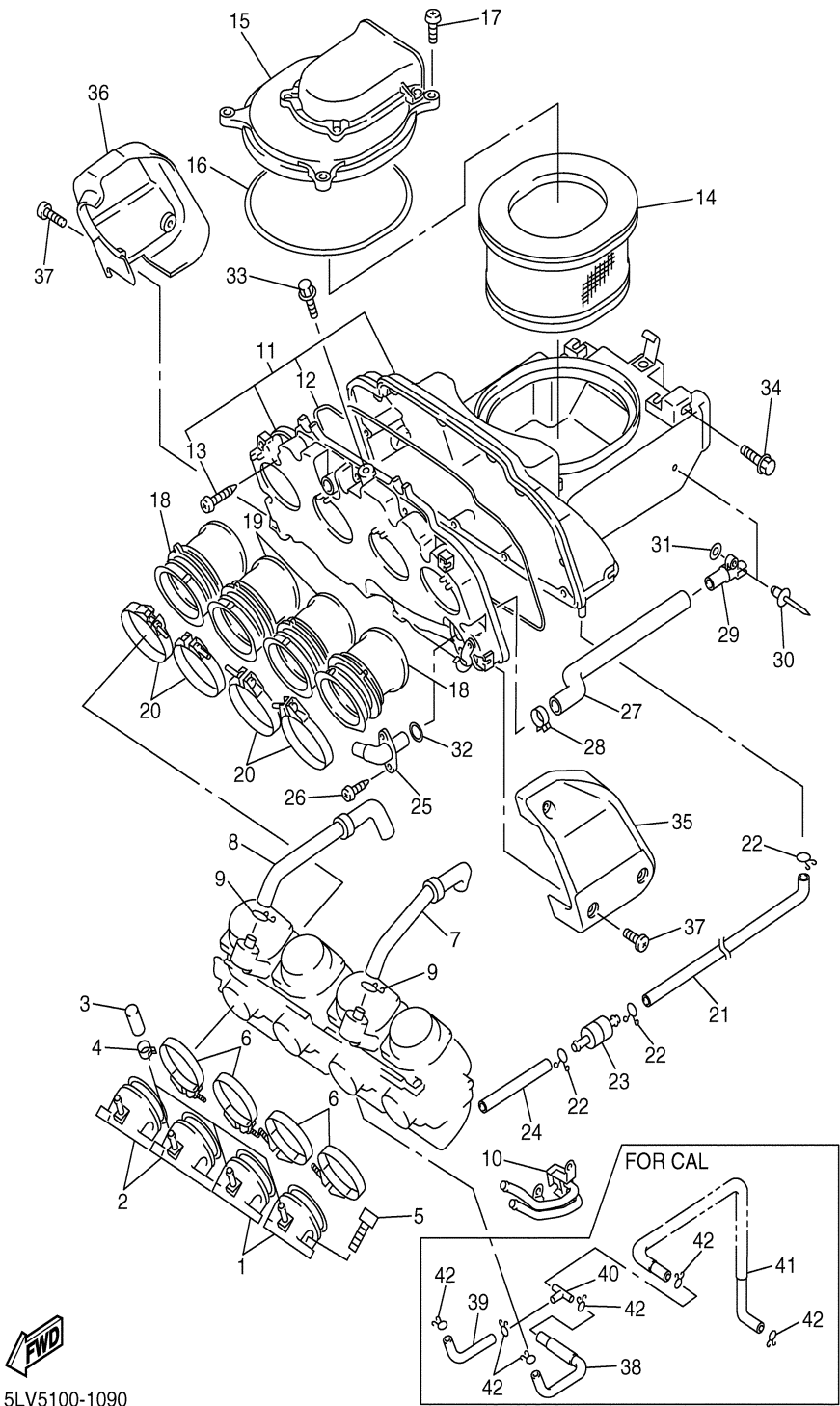


4XV352-8081

INTAKE

Ref. No.	Part Number	Description	Qty	Remarks
1	5LV-13586-00-00	JOINT, CARBURETOR 1	2	
2	5LV-13596-00-00	JOINT, CARBURETOR 2	2	
3	16G-13569-00-00	PLUG, BLIND	3	
4	90467-10039-00	CLIP, SCISSOR	3	
5	91317-06020-00	BOLT	8	
6	5LV-13474-00-00	BAND	4	
7	5LV-13895-00-00	HOSE, AIR	1	
8	5LV-13892-00-00	HOSE, AIR 2	1	
9	90467-14015-00	CLIP, SCISSOR	2	
10	5LV-14197-00-00	PIPE	1	
11	5LV-14401-00-00	AIR CLEANER CASE ASSY ...	1	
12	1VJ-14462-00-00	.. SEAL	1	
13	97707-50130-00	..SCREW, TAPPING	11	
14	5LV-14451-00-00	ELEMENT, AIR CLEANER	1	
15	5LV-14402-00-00	CAP ASSY, AIR CLEANER ...	1	
16	4XY-14452-00-00	SEAL	1	
17	98517-06020-00	. SCREW, PAN HEAD	4	
18	5LV-14453-00-00	JOINT, AIR CLEANER 1	2	
19	5LV-14463-00-00	JOINT, AIR CLEANER 2	2	
20	90450-63096-00	HOSE CLAMP ASSY	4	
21	5LV-1443E-00-00	PIPE, DRAIN	1	
22	90467-10008-00	CLIP, SCISSOR	3	
23	4X7-2149Y-00-00	FILTER ASSY	1	
24	90445-11293-00	HOSE (L100)	1	
25	5LV-14485-00-00	PIPE, JOINT	1	
26	97707-50620-00	SCREW, TRUSS	2	
27	5LV-13926-00-00	HOSE	1	
28	90468-08104-00	CLIP	1	
29	5LV-14419-00-00	PIPE	1	

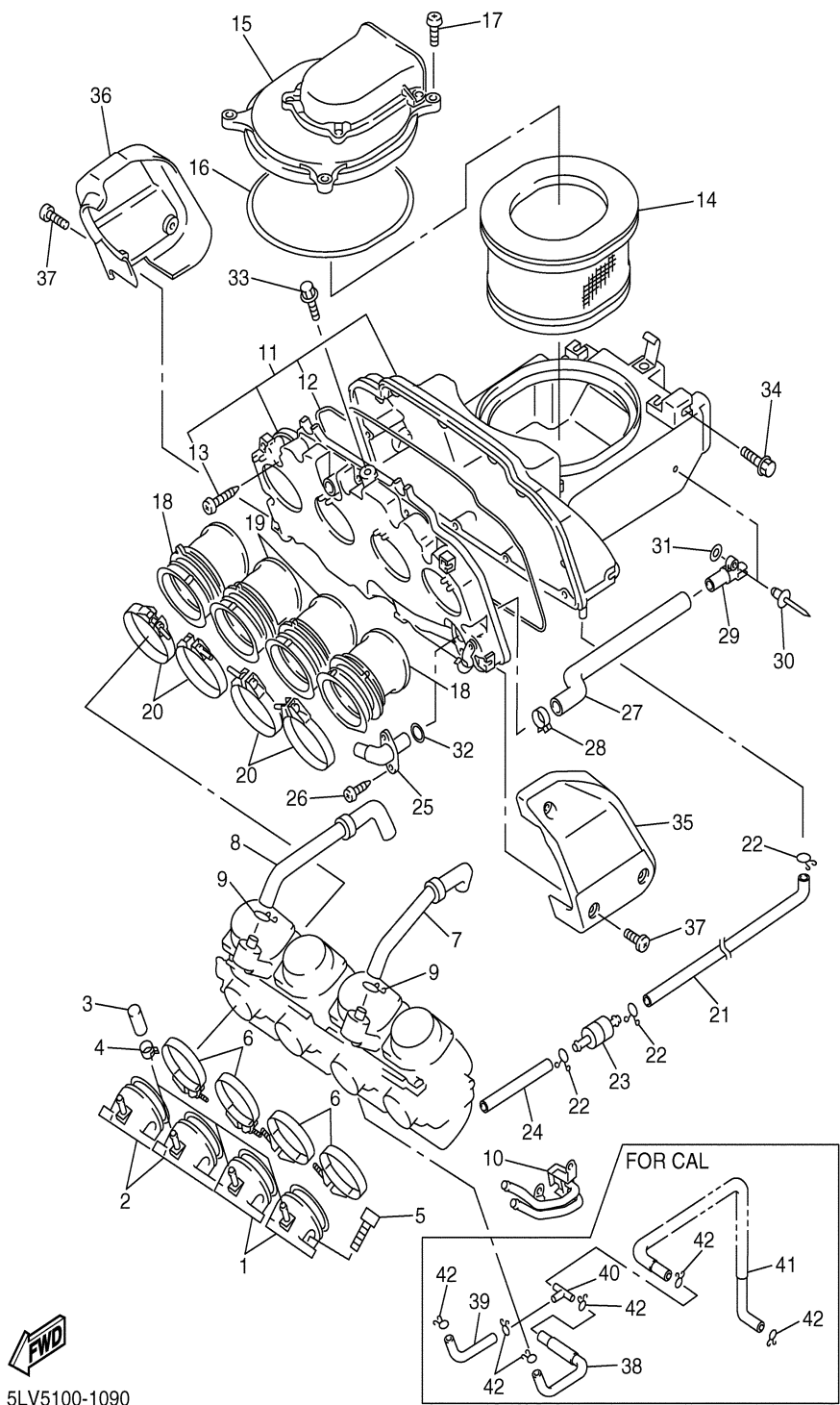
CONTINUED ON NEXT FRAME ➤




5LV5100-1090

INTAKE

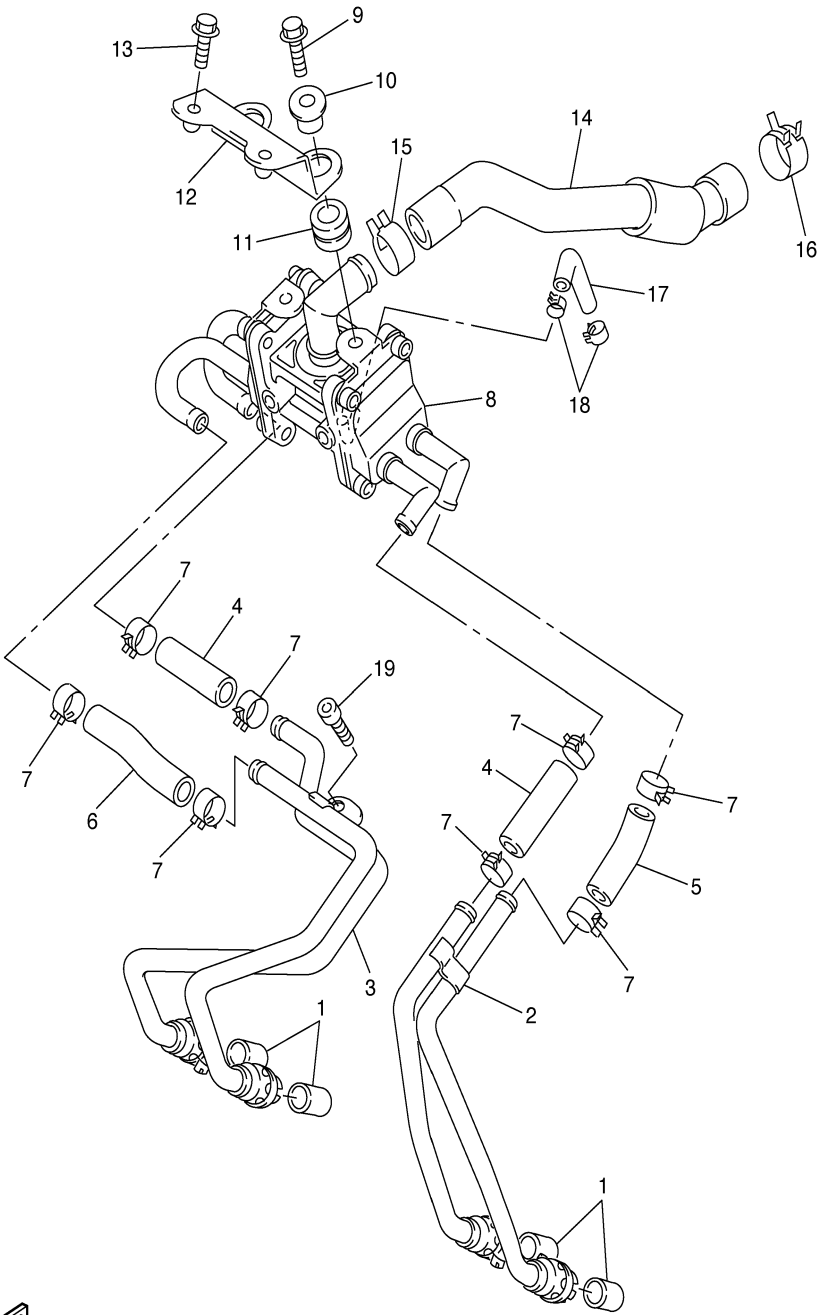
Ref. No.	Part Number	Description	Qty	Remarks
30	90267-40029-00	RIVET, BLIND	1	
31	92907-04600-00	WASHER	1	
32	93210-13361-00	.O-RING	1	
33	95817-06010-00	BOLT, FLANGE	1	
34	95817-06016-00	BOLT, FLANGE	2	
35	5LV-14417-00-00	COVER 1	1	
36	5LV-14418-00-00	COVER 2	1	
37	90154-06005-00	SCREW, BINDING	6	
38	5LV-14465-00-00	PIPE	1	
39	5LV-14466-00-00	PIPE	1	
40	3H3-24376-00-00	PIPE, JOINT 1	1	
41	5LV-1443J-00-00	PIPE	1	
42	90467-10008-00	CLIP, SCISSOR	6	



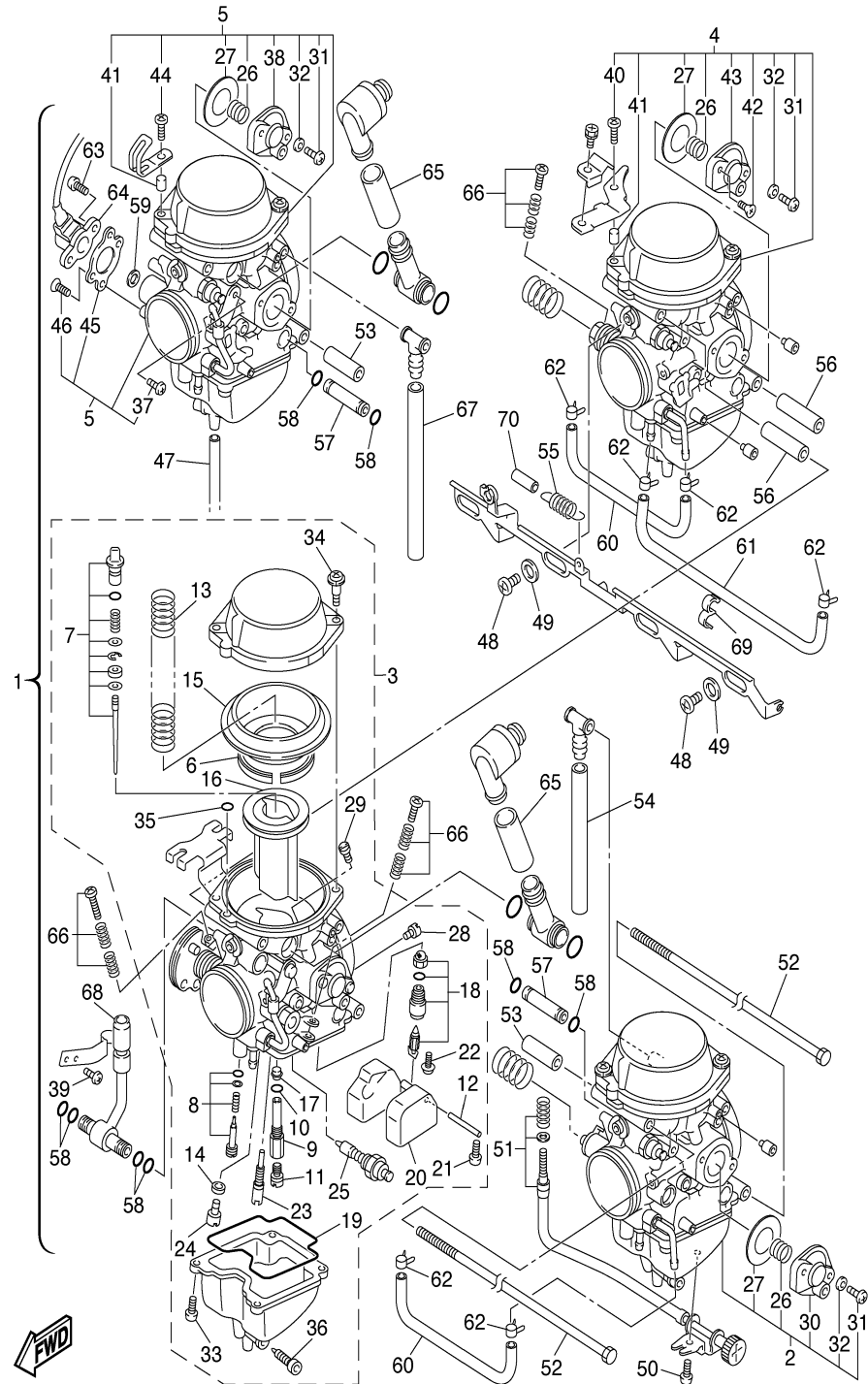
5LV5100-1090

AIR INDUCTION SYSTEM

Ref. No.	Part Number	Description	Qty	Remarks
1	4KM-14714-01-00	GASKET, MUFFLER	4	
2	5LV-14872-00-00	PIPE 2	1	
3	5LV-14873-00-00	PIPE 3	1	
4	5JJ-14882-00-00	HOSE, BEND 2	2	
5	5LV-14882-00-00	HOSE, BEND 2	1	
6	5LV-14883-00-00	HOSE, BEND 3	1	
7	90467-15054-00	CLIP, SCISSOR	8	
8	5LV-14803-00-00	AIR INDUCTION SYSTEM ASSY	1	
9	95817-06020-00	BOLT, FLANGE	2	
10	90387-07391-00	COLLAR	2	
11	90480-14229-00	GROMMET	2	
12	5LV-14867-00-00	BRACKET	1	
13	95817-06010-00	BOLT, FLANGE	2	
14	5LV-14881-00-00	HOSE, BEND 1	1	
15	90467-22097-00	CLIP	1	
16	90467-23177-00	CLIP	1	
17	90445-09007-00	HOSE	1	
18	90467-08092-00	CLIP, SCISSOR	2	
19	91314-06012-00	BOLT	1	



5LV1300-1100



CARBURETOR

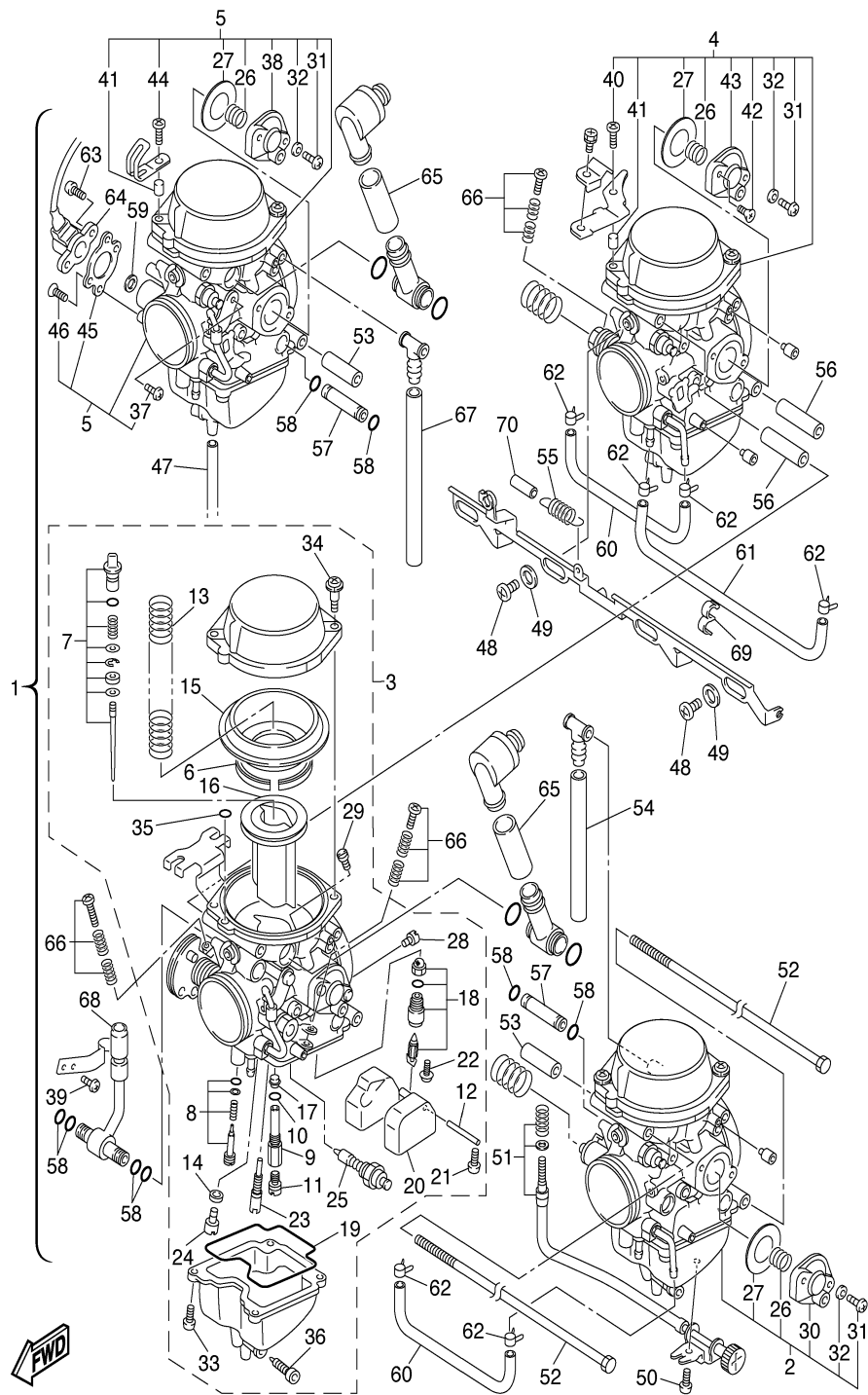
Ref. No.	Part Number	Description	Qty	Remarks
1	5LV-14900-40-00	CARBURETOR ASSY	1	
	5LV-14900-30-00	CARBURETOR ASSY	1	
2	5LV-14901-40-00	..CARBURETOR ASSY 1	1	
	5LV-14901-30-00	..CARBURETOR ASSY 1	1	
3	5LV-14902-40-00	..CARBURETOR ASSY 2	1	
	5LV-14902-30-00	..CARBURETOR ASSY 2	1	
4	5LV-14903-40-00	..CARBURETOR ASSY 3	1	
	5LV-14903-30-00	..CARBURETOR ASSY 3	1	
5	5LV-14904-40-00	..CARBURETOR ASSY 4	1	
	5LV-14904-30-00	..CARBURETOR ASSY 4	1	
6	5EL-14561-00-00O-RING	1	
7	5LV-1490J-20-00NEEDLE SET	1	#1,4
	5LV-1490J-30-00NEEDLE SET	1	#2,3
8	5MP-14105-00-00PILOT SCREW SET	1	
9	5LV-14261-00-00HOLDER	1	
10	583-14561-00-00	...O-RING	1	
11	3G2-14231-26-A0JET, MAIN (#130)	1	#2,3
	3G2-1423A-77-A1JET, MAIN (#132.5)	1	#1,4
12	127-14186-00-00	...PIN, FLOAT	1	
13	5LV-14933-00-00SPRING, DIAPHRAGM	1	
14	5EL-14918-00-00RING	1	
15	5EL-24411-00-00DIAPHRAGM	1	
16	5LV-14112-00-00VALVE, THROTTLE 1	1	
17	5DM-14141-40-00NOZZLE, MAIN	1	
18	4KM-14107-15-00	...NEEDLE VALVE SET	1	
19	5DM-14561-00-00O-RING	1	
20	5DM-14985-00-00FLOAT	1	
21	98507-04008-00	..SCREW, PAN HEAD	1	
22	1FN-14565-00-00	..SCREW	1	

CONTINUED ON NEXT FRAME ►

CARBURETOR

Ref. No.	Part Number	Description	Qty	Remarks
23	4KM-14142-15-00	...JET, PILOT (# 15)	1	
24	3G2-1423A-59-00	...JET, MAIN (# 42.5)	1	
25	5DM-1410A-00-00	...STARTER SET	1	
26	4XY-14589-00-00	...SPRING	1	
27	5AP-14940-00-00	...DIAPHRAGM ASSY	1	
28	1HX-14231-17-00	...JET, MAIN (# 85)	1	
29	1HX-14231-25-00	...JET, MAIN (#125)	1	
30	5AP-14280-00-00	...COVER, CARBURETOR	1	#1
31	98580-04014-00 SCREW, PAN HEAD	1	#3
	98580-04014-00 SCREW, PAN HEAD	2	#1,2,4
32	92990-04100-00 WASHER, SPRING	1	#3
	92990-04100-00 WASHER, SPRING	2	#1,2,4
33	98582-04010-00	...SCREW, PAN HEAD	4	
34	4KM-14216-00-00	...SCREW	1	#3,4
	4KM-14216-00-00	...SCREW	2	#1,2
35	354-14147-00-00	...O-RING	1	
36	4KP-14191-00-00	...PLUG, DRAIN	1	
37	98502-05008-00	...SCREW, PAN HEAD	1	#2,4
38	5EL-14480-00-00	...COVER	1	#2,4
39	98580-03006-00 SCREW, PAN HEAD	2	#2
40	98582-05016-00	...SCREW, PAN HEAD	1	#3
41	4KM-14194-00-00	...RING	1	#3,4
42	98707-04014-00 SCREW, FLAT HEAD	1	#3
43	5HK-14280-00-00	...COVER, CARBURETOR	1	#3
44	98507-05014-00 SCREW, PAN HEAD	1	#4
45	5EA-14867-00-00	...BRACKET	1	#4
46	98707-04008-00 SCREW, FLAT HEAD	2	#4
47	3JE-14197-00-00	..PIPE	4	
48	5DM-14565-00-00	..SCREW	3	

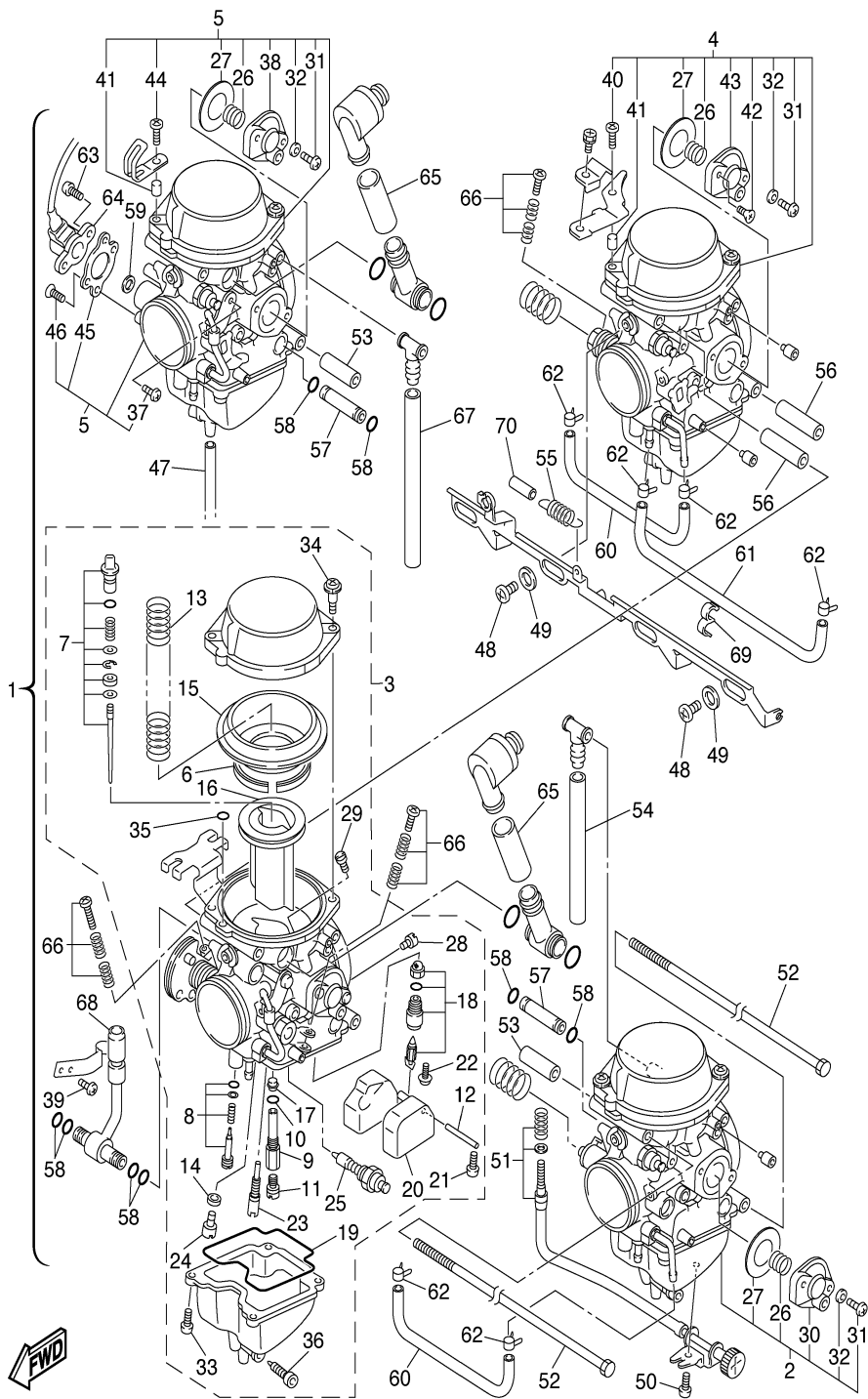
CONTINUED ON NEXT FRAME ➤



5LV1300-1110

CARBURETOR

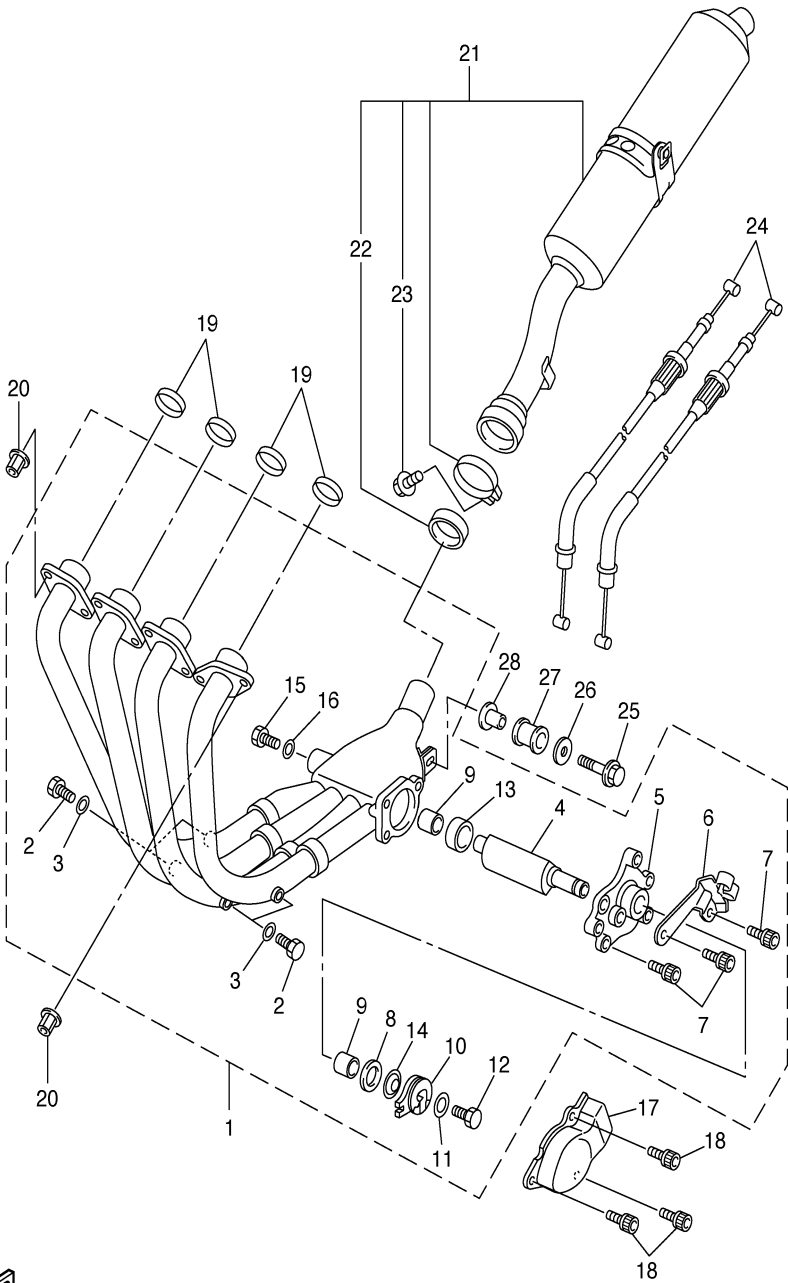
Ref. No.	Part Number	Description	Qty	Remarks
49	4NK-14327-00-00	. PACKING	3	
50	98582-05008-00	. SCREW, PAN HEAD	1	
51	5EA-14103-00-00	. THROTTLE SCREW SET	1	
52	4SV-14592-00-00	. SCREW	2	
53	5EA-14148-00-00	. PIPE	4	
54	4SV-14987-30-00	. HOSE	1	
55	4SV-14935-00-00	. SPRING	1	
56	5EA-14996-00-00	. PIPE	2	
57	4SV-14996-40-00	. PIPE	2	
58	36Y-14147-00-00	. O-RING	8	
59	4KG-14285-00-00	. WASHER	1	
60	5DM-14987-00-00	. HOSE	2	
61	5EL-14396-00-00	. PIPE	1	
62	5DM-14919-00-00	. CLIP	6	
63	4WM-14565-00-00	. SCREW	2	
64	4XY-85885-00-00	. THROTTLE SENSOR ASSY ..	1	
65	4SV-14197-00-00	. PIPE	2	
66	4KM-1490K-00-00	. STOP SCREW SET	3	
67	4SV-14987-20-00	. HOSE	1	
68	5EA-14987-10-00	. HOSE	1	
69	5LV-14919-00-00	. CLIP	1	
70	5DM-14936-00-00	. SEAT, SPRING	1	



5LV1300-1110

EXHAUST

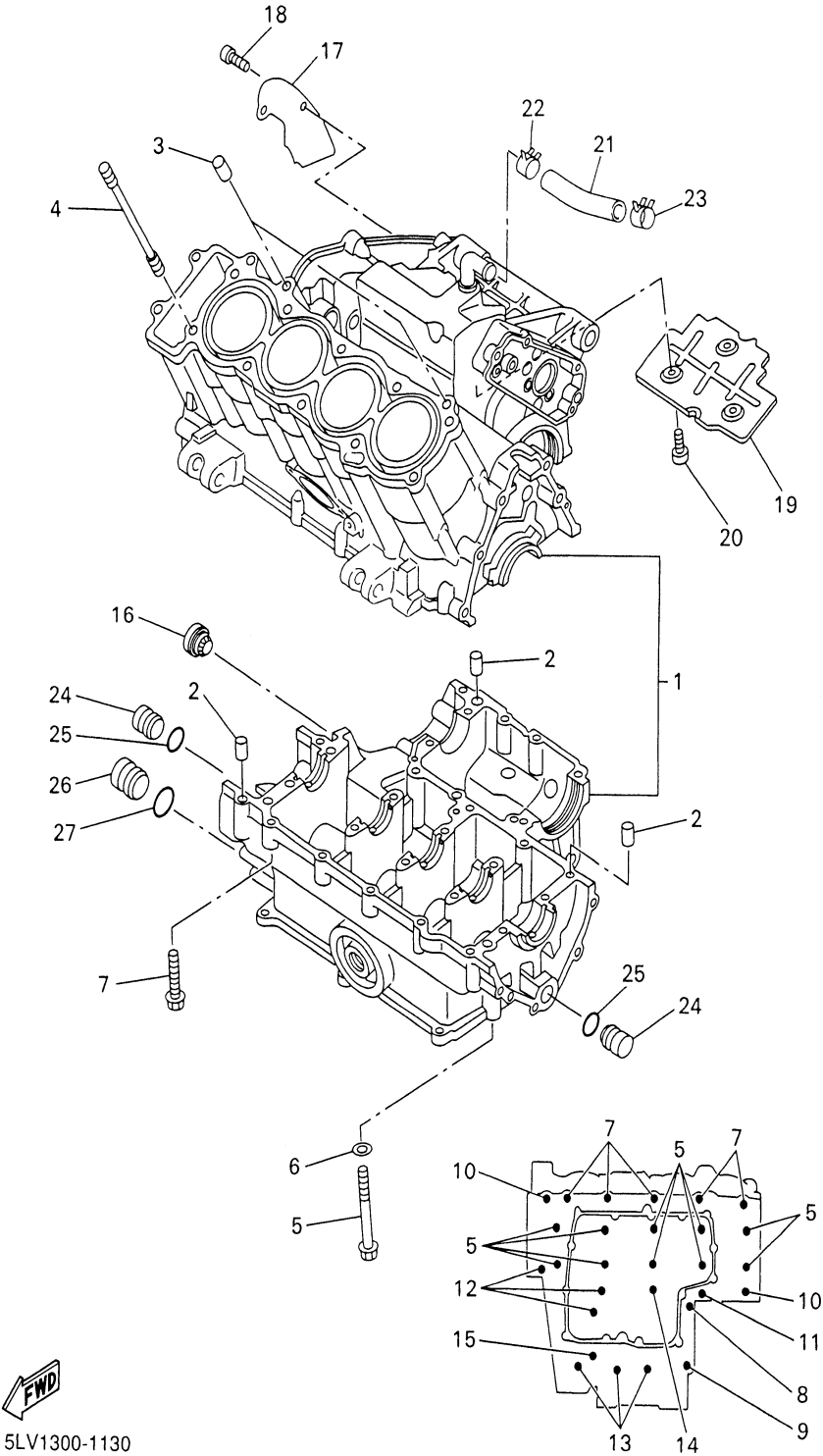
Ref. No.	Part Number	Description	Qty	Remarks
1	5LV-14610-00-00	EXHAUST PIPE ASSY 1	1	
2	97080-06008-00	..BOLT	4	
3	92990-06600-00	..WASHER, PLATE	4	
4	4SV-14821-00-00	..ARM, SHAFT (VALVE)	1	
5	5JJ-14811-00-00	..HOUSING	1	
6	5LV-14849-00-00	..BRACKET	1	
7	90110-06025-00	..BOLT, HEXAGON SOCKET HEAD	3	
8	90201-106M5-00	..WASHER, PLATE	1	
9	4SV-14638-00-00	..COLLAR	2	
10	2TK-14865-01-00	..PULLEY	1	
11	90201-050T4-00	..WASHER, PLATE	1	
12	97095-05012-00	.. BOLT	1	
13	90387-106U7-00	..COLLAR	1	
14	3GM-14683-00-00	..SPRING, HOOK	1	
15	91380-04006-00	..BOLT	2	
16	92990-04600-00	.. WASHER	2	
17	5LV-14826-00-00	PROTECTOR, EXHAUST	1	
18	97017-06010-00	BOLT, WITH WASHER	3	
19	4FM-14613-00-00	GASKET, EXHAUST PIPE	4	
20	90179-08655-00	NUT	8	
21	5LV-14710-10-00	MUFFLER ASSY 1	1	
22	4XV-14714-00-00	..GASKET, MUFFLER	1	
23	95814-08025-00	.. BOLT, FLANGE	1	
24	5LV-1130E-01-00	CABLE PULLEY ASSY	1	
25	95817-08040-00	BOLT, FLANGE	1	
26	90201-08612-00	WASHER, PLATE	1	
27	4XV-27424-00-00	DAMPER, FOOTREST 2	1	
28	90387-082W9-00	COLLAR	1	



5LV1300-1120

CRANKCASE

Ref. No.	Part Number	Description	Qty	Remarks
1	5LV-15100-01-00	CRANKCASE ASSY	1	
2	99530-10014-00	PIN, DOWEL	3	
3	99510-10114-00	PIN, DOWEL	2	
4	90116-10619-00	BOLT, STUD	10	
5	90105-093A5-00	BOLT, WASHER BASED	10	
6	90201-096J9-00	WASHER, PLATE	10	
7	95817-06055-00	BOLT, FLANGE	5	
8	90105-08015-00	BOLT, WASHER BASED	1	
9	95817-08050-00	BOLT, FLANGE	1	
10	90109-065G3-00	BOLT	2	
11	95817-06060-00	BOLT, FLANGE	1	
12	95817-06070-00	BOLT, FLANGE	3	
13	95817-06045-00	BOLT, FLANGE	3	
14	95814-06050-00	BOLT, FLANGE	1	
15	95817-06065-00	BOLT, FLANGE	1	
16	2H7-15361-00-00	GAUGE, LEVEL	1	
17	4XV-11165-00-00	PLATE, BREATHER	1	
18	91317-06012-00	BOLT	2	
19	4XV-11145-00-00	PLATE, BREATHER 2	1	
20	91317-06012-00	BOLT	3	
21	5LV-11166-00-00	PIPE, BREATHER 1	1	
22	90468-08104-00	CLIP	1	
23	90467-16009-00	CLIP	1	
24	90338-16262-00	.PLUG	2	
25	93210-12790-00	.O-RING	2	
26	90338-20263-00	PLUG	1	
27	93210-16314-00	O-RING	1	

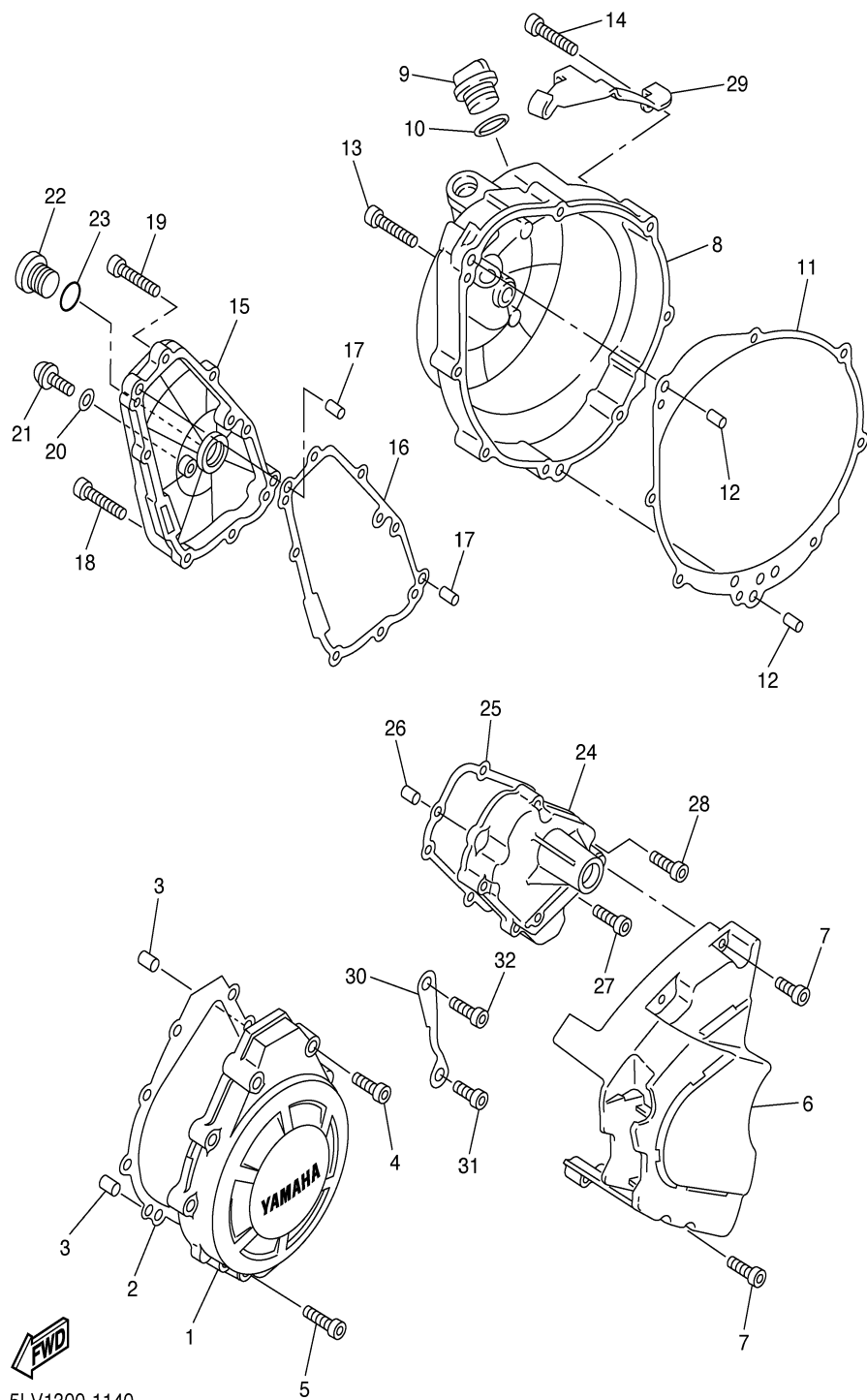


5LV1300-1130

CRANKCASE COVER 1

Ref. No.	Part Number	Description	Qty	Remarks
1	5LV-15411-00-00	COVER, CRANKCASE 1	1	
2	4XV-15451-00-00	GASKET, CRANKCASE COVER 1	1	
3	99530-08012-00	PIN, DOWEL	2	
4	91314-06035-00	BOLT, SOCKET HEAT	8	
5	91314-06020-00	BOLT	1	
6	5LV-15418-00-00	COVER, CHAIN CASE	1	
7	91314-06025-00	BOLT	4	
8	5LV-15421-00-00	COVER, CRANKCASE 2	1	
9	3F9-15362-00-00	PLUG, OIL LEVEL	1	
10	93210-27778-00	O-RING	1	
11	4XV-15461-00-00	GASKET, CRANKCASE COVER 2	1	
12	90250-08022-00	PIN, STRAIGHT	2	
13	91314-06040-00	BOLT, SOCKET	6	
14	91314-06045-00	BOLT, SOCKET	2	
15	4XV-15416-00-00	COVER, OIL PUMP	1	
16	5LV-15456-00-00	GASKET, OIL PUMP COVER 1	1	
17	99530-08012-00	PIN, DOWEL	2	
18	91314-06020-00	BOLT	6	
19	91314-06025-00	BOLT	2	
20	90430-08143-00	.GASKET	1	
21	92014-08012-00	BOLT, BUTTON HEAD	1	
22	90340-32116-00	PLUG, STRAIGHT SCREW	1	
23	93210-32172-00	O-RING	1	
24	5EG-15425-00-00	COVER, GENERATOR 2	1	
25	4XV-15463-00-00	GASKET, CARBURETOR	1	
26	99530-08012-00	PIN, DOWEL	2	
27	91314-06020-00	BOLT	2	

CONTINUED ON NEXT FRAME ►

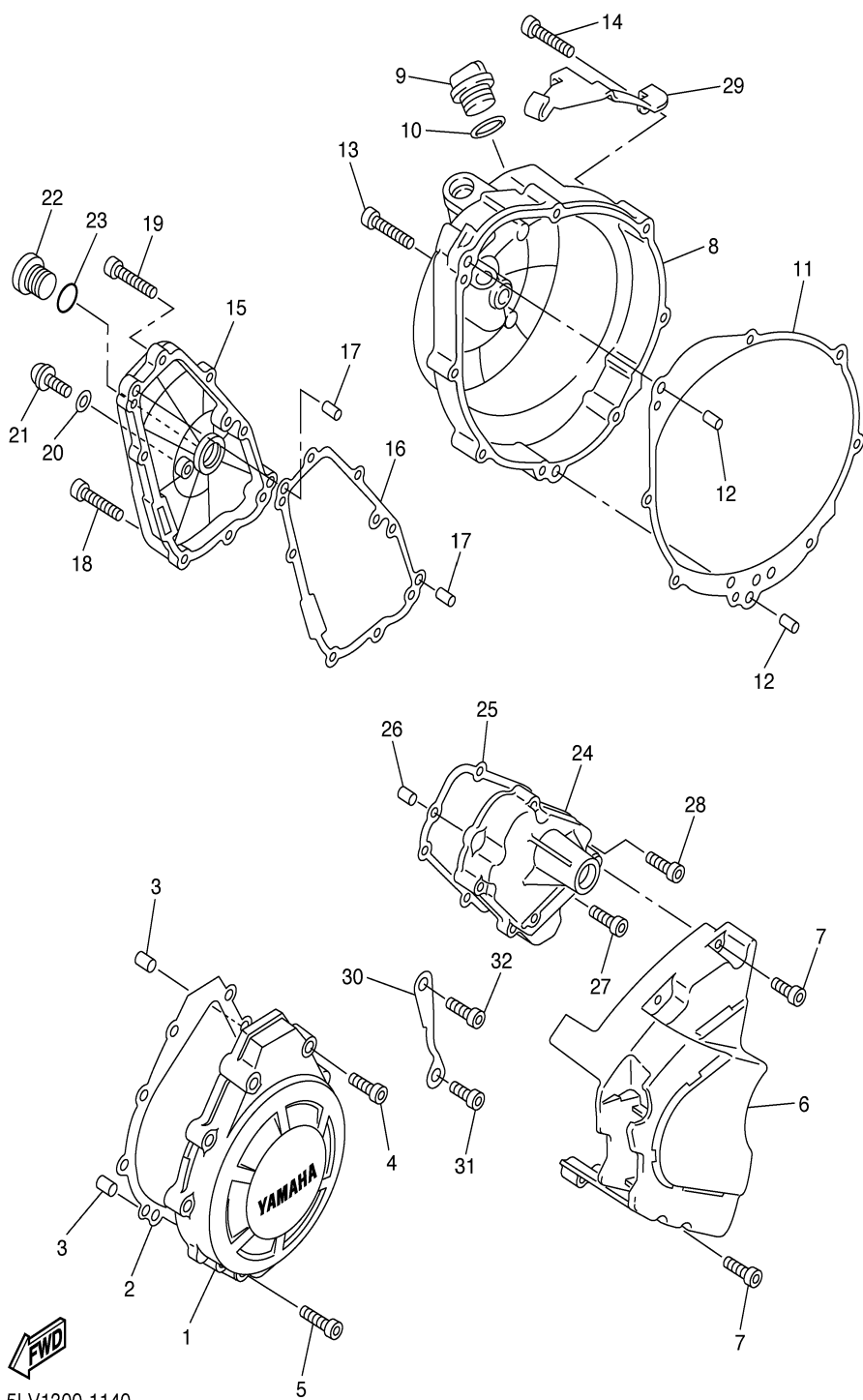


5LV1300-1140

CRANKCASE COVER 1

Ref. No.	Part Number	Description	Qty	Remarks
----------	-------------	-------------	-----	---------

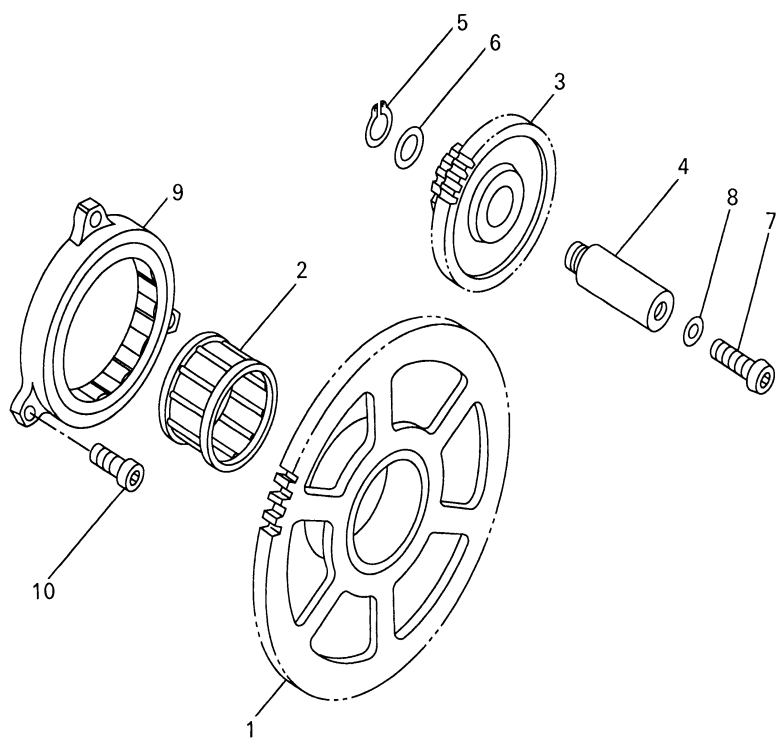
28	91314-06030-00	BOLT, SOCKET	3	
29	5LV-15441-00-00	HOLDER, CLUTCH CABLE ...	1	
30	5LV-15113-00-00	PLATE	1	
31	90110-06138-00	BOLT, HEX SKT HEAD	1	
32	91317-06016-00	BOLT	1	



5LV1300-1140

STARTER

Ref. No.	Part Number	Description	Qty	Remarks
1	5LV-15515-00-00	GEAR 3	1	
2	93310-338S6-00	BEARING	1	
3	4XV-15517-00-00	GEAR, IDLER 2	1	
4	4XV-15521-00-00	SHAFT 1	1	
5	93410-08072-00	CIRCLIP, S-TYPE	1	
6	92990-08600-00	.WASHER, PLATE	1	
7	92017-06014-00	BOLT, BUTTON	1	
8	90430-06014-00	GASKET	1	
9	4XV-15570-00-00	STARTER CLUTCH ASSY	1	
10	91317-06010-00	BOLT	3	

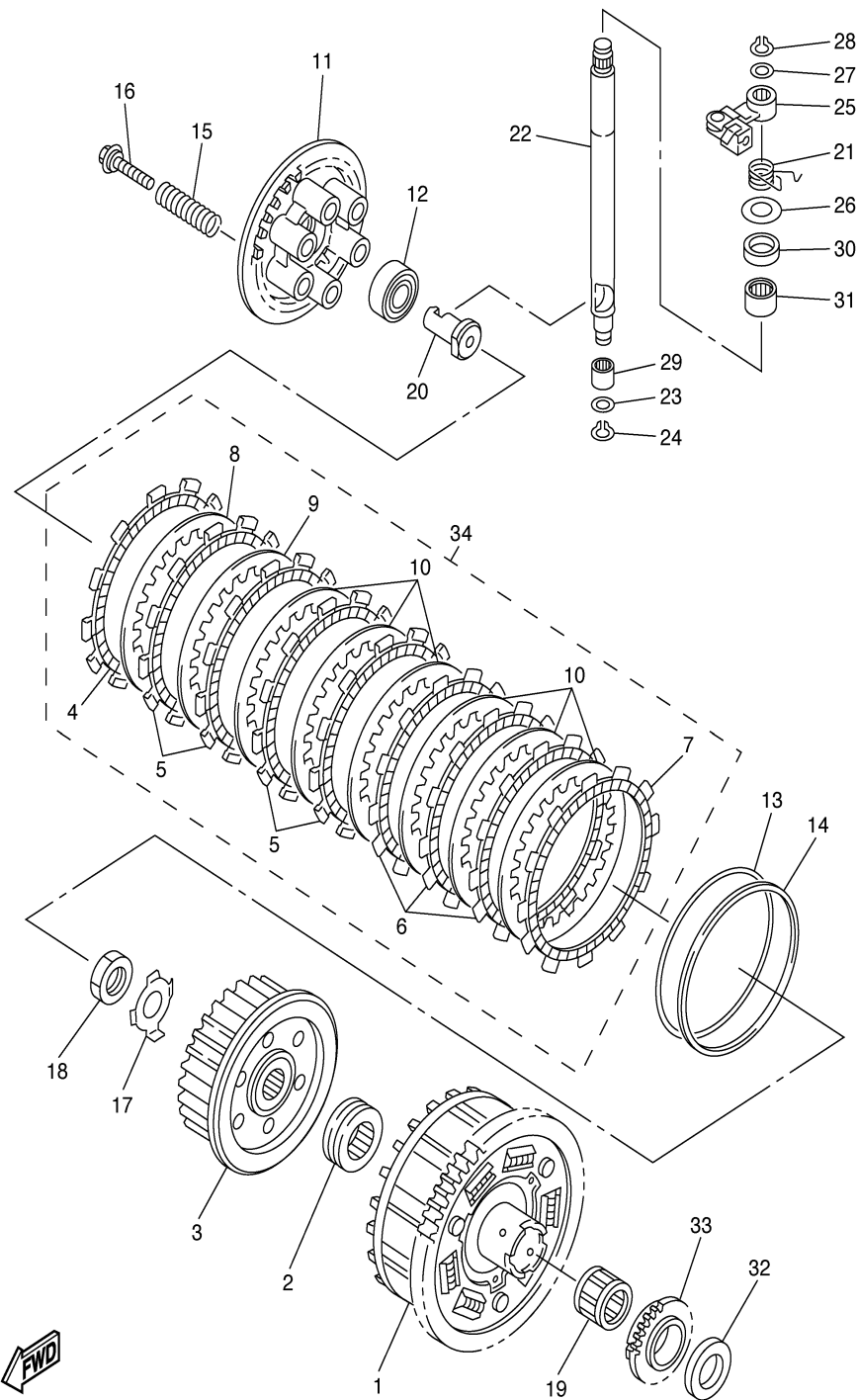


4XV352-8140

CLUTCH

Ref. No.	Part Number	Description	Qty	Remarks
1	5LV-16150-00-00	PRIMARY DRIVEN GEAR COMP.	1	
2	5LV-16154-00-00	PLATE, THRUST 1	1	
3	5LV-16371-00-00	BOSS, CLUTCH	1	
4	4FN-16321-00-00	PLATE, FRICTION	1	
5	5LV-16321-20-00	PLATE, FRICTION	4	
6	5LV-16321-10-00	PLATE, FRICTION	3	
7	5LV-16321-00-00	PLATE, FRICTION	1	
8	31A-16325-00-00	PLATE, CLUTCH 2 (T2.0)	1	STD
	168-16325-00-00	PLATE, CLUTCH 2 (T1.6)	1	UR
	168-16324-00-00	PLATE, CLUTCH 1 (T2.3)	1	UR
9	31A-16325-00-00	PLATE, CLUTCH 2 (T2.0)	1	STD
	168-16324-00-00	PLATE, CLUTCH 1 (T2.3)	1	UR
10	31A-16325-00-00	PLATE, CLUTCH 2 (T2.0)	6	
11	5EB-16351-01-00	PLATE, PRESSURE 1	1	
12	93306-00315-00	BEARING (B6003C4)	1	
13	5LV-16383-00-00	SPRING, CLUTCH BOSS	1	
14	5LV-16384-00-00	PLATE, SEAT	1	
15	90501-230E4-00	SPRING	6	
16	90159-06006-00	SCREW, WITH WASHER	6	
17	90215-20231-00	WASHER, LOCK	1	
18	90170-20327-00	NUT, HEXAGON	1	
19	93310-228S5-00	BEARING	1	
20	5LV-16356-00-00	ROD, PUSH 1	1	
21	90508-13007-00	SPRING, TORSION	1	
22	5LV-16382-00-00	AXLE, PUSH LEVER	1	
23	92907-08600-00	WASHER	1	
24	99080-07600-00	CIRCLIP	1	
25	5LV-16340-00-00	PUSH LEVER ASSY	1	

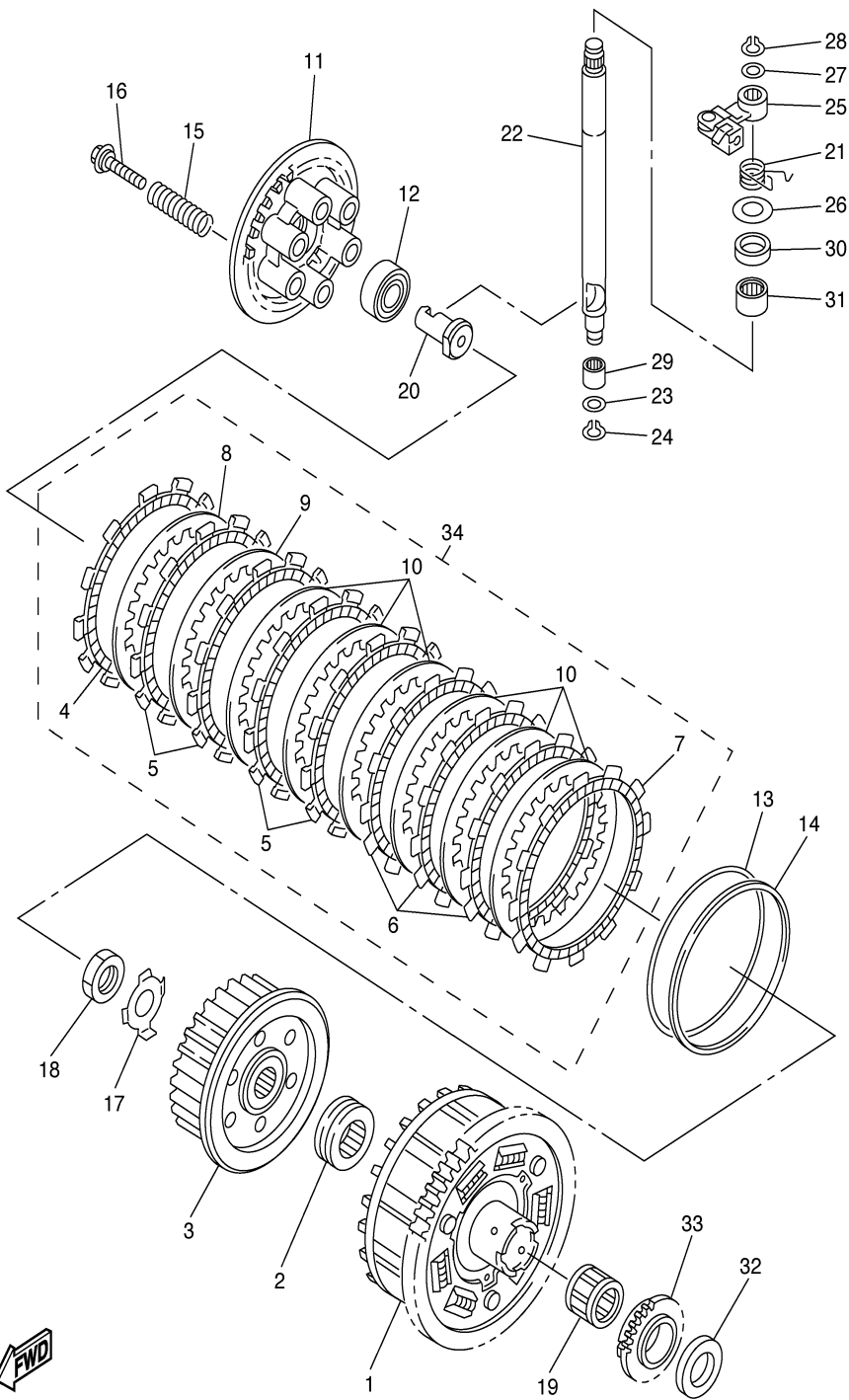
CONTINUED ON NEXT FRAME ➤



5LV1300-1160

CLUTCH

Ref. No.	Part Number	Description	Qty	Remarks
26	90201-12M34-00	WASHER, PLATE	1	
27	90201-10119-00	WASHER, PLATE	1	
28	99009-10400-00	CIRCLIP	1	
29	93317-11020-00	BEARING, CYLINDER # 7	1	
30	93102-12321-00	OIL SEAL, SD-TYPE	1	
31	93317-11287-00	BEARING	1	
32	4XV-16154-00-00	PLATE, THRUST 1	1	
33	4XV-13354-00-00	SPROCKET, DRIVE	1	
34	5LV-16309-09-00	PLATE SET	1	AP

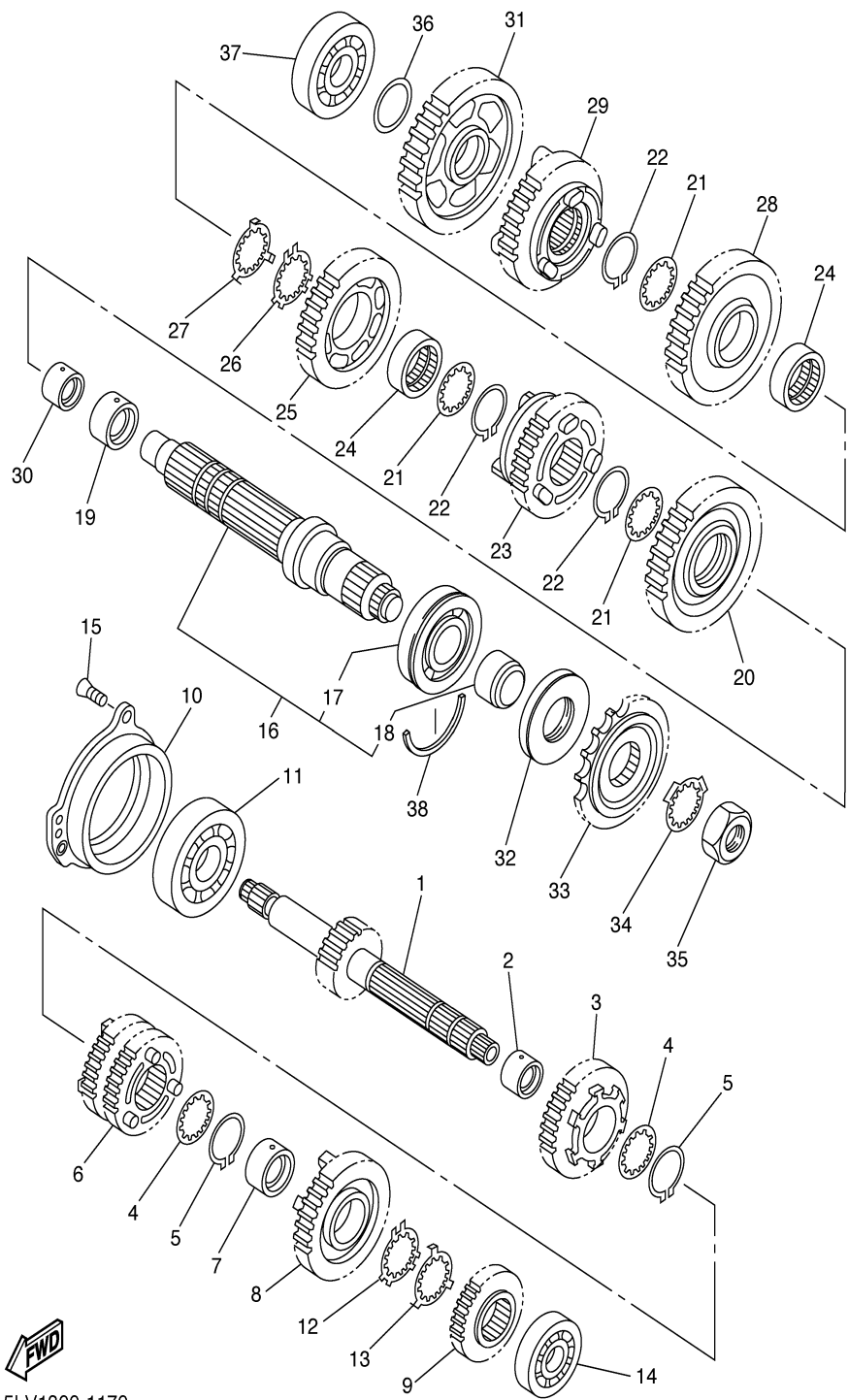


5LV1300-1160

TRANSMISSION

Ref. No.	Part Number	Description	Qty	Remarks
1	5LV-17411-00-00	AXLE, MAIN (14T)	1	
2	90387-2811B-00	COLLAR	1	
3	5JJ-17151-00-00	GEAR, 5TH PINION (25T)	1	
4	90209-25342-00	WASHER	2	
5	93440-28062-00	CIRCLIP, OUTER	2	
6	5JJ-17131-00-00	GEAR, 3RD PINION (20/21T) ..	1	
7	90387-2810U-00	COLLAR	1	
8	5JJ-17161-00-00	GEAR, 6TH PINION (26T)	1	
9	5JJ-17121-00-00	GEAR, 2ND PINION (19T)	1	
10	5JJ-15163-00-00	HOUSING, BEARING 1	1	
11	93306-37807-00	BEARING	1	
12	90209-25349-00	WASHER	1	
13	90209-25350-00	WASHER	1	
14	93306-27208-00	BEARING	1	
15	90149-06126-00	SCREW, SPEC'L SHAPE	3	
16	5LV-17402-00-00	DRIVE AXLE ASSY	1	
17	93306-20705-00	..BEARING (B6207N)	1	
18	90387-30001-00	..COLLAR	1	
19	90387-3311C-00	COLLAR	1	
20	5JJ-17221-00-00	GEAR, 2ND WHEEL (35T)	1	
21	90209-30344-00	WASHER	3	
22	93440-32063-00	CIRCLIP, OUTER	3	
23	5JJ-17261-00-00	GEAR, 6TH WHEEL (29T)	1	
24	90387-3310V-00	COLLAR	2	
25	5JJ-17241-00-00	GEAR, 4TH WHEEL (28T)	1	
26	90209-30345-00	WASHER	1	
27	90209-30343-00	WASHER	1	
28	5JJ-17231-00-00	GEAR, 3RD WHEEL (30T)	1	
29	5JJ-17251-00-00	GEAR, 5TH WHEEL (30T)	1	

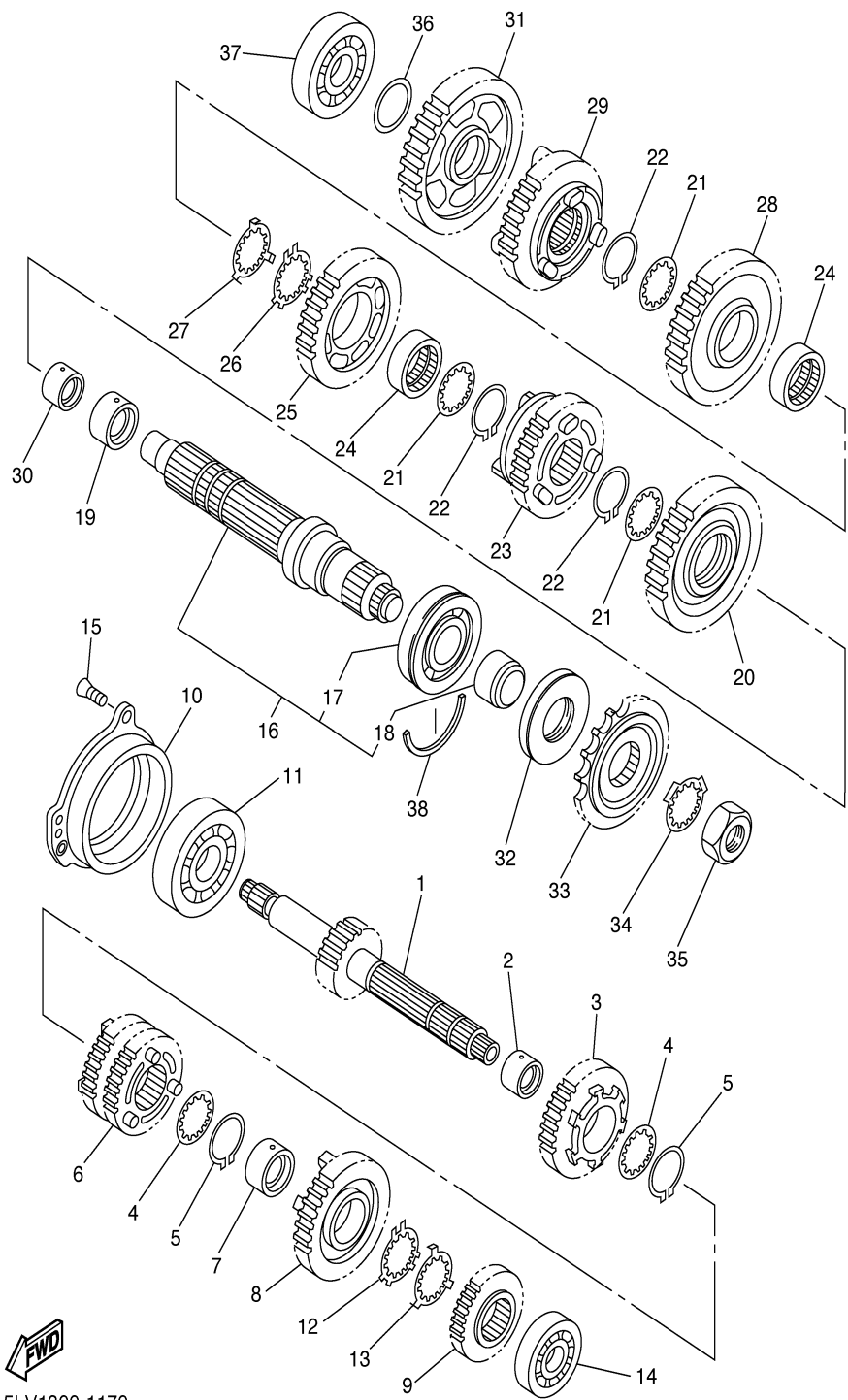
CONTINUED ON NEXT FRAME ➤



5LV1300-1170

TRANSMISSION

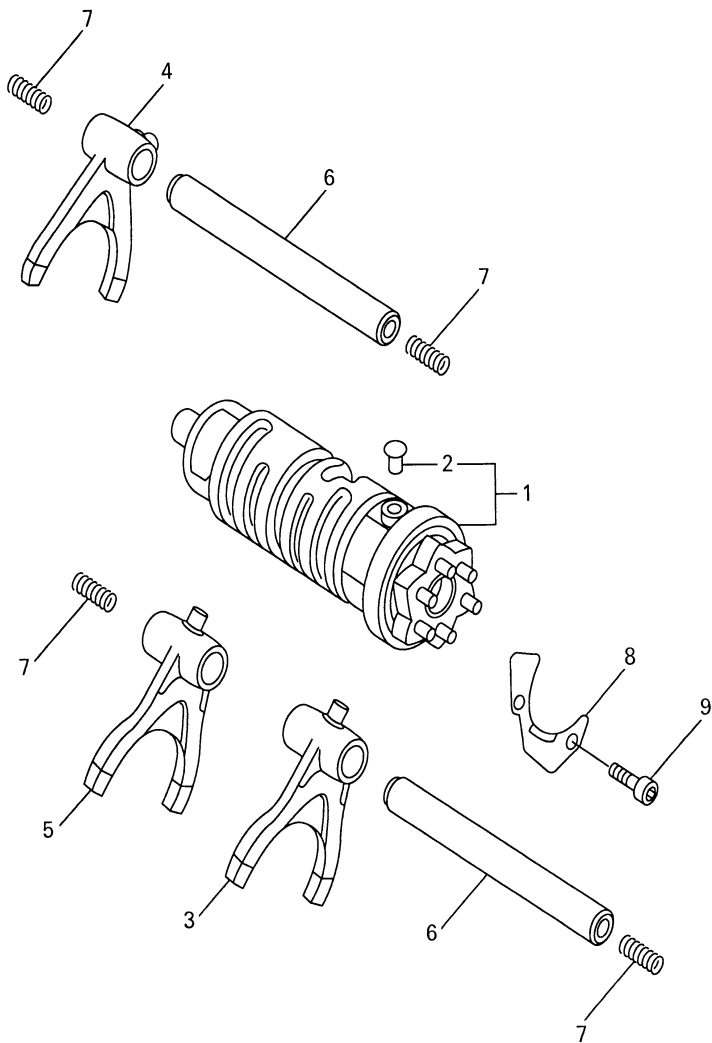
Ref. No.	Part Number	Description	Qty	Remarks
30	90387-2511A-00	COLLAR	1	
31	5JJ-17211-00-00	GEAR, 1ST WHEEL	1	
32	93102-45465-00	OIL SEAL	1	
33	4XV-17460-00-00	SPROCKET, DRIVE	1	
34	90215-30233-00	WASHER, LOCK	1	
35	90179-22063-00	NUT, SPEC'L SHAPE	1	
36	90201-224L4-00	WASHER, PLATE	1	
37	93306-37209-00	BEARING	1	
38	93440-72049-00	CIRCLIP, OUTER	1	



5LV1300-1170

SHIFT CAM. FORK

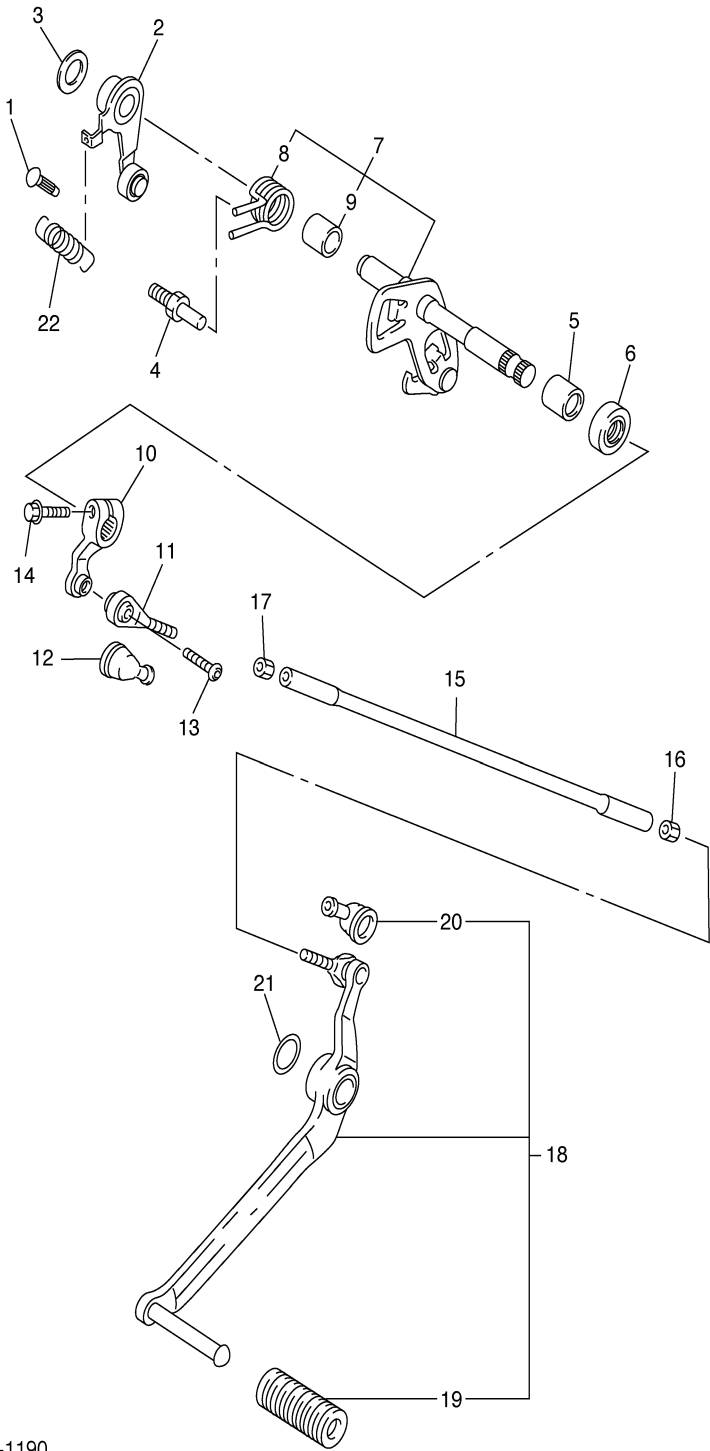
Ref. No.	Part Number	Description	Qty	Remarks
1	5LV-18540-00-00	SHIFT CAM ASSY	1	
2	136-18542-00-00	..POINT, NEUTRAL	1	
3	4XV-18511-00-00	FORK, SHIFT 1	1	
4	5JJ-18512-00-00	FORK, SHIFT 2	1	
5	4XV-18513-00-00	FORK, SHIFT 3	1	
6	4XV-18531-00-00	BAR, SHIFT FORK GUIDE 1 ...	2	
7	90501-064L1-00	SPRING, COMPRESSION	4	
8	4XV-18536-00-00	STOPPER, SHIFT BAR	1	
9	91317-06012-00	BOLT	2	



4XV352-8170

SHIFT SHAFT

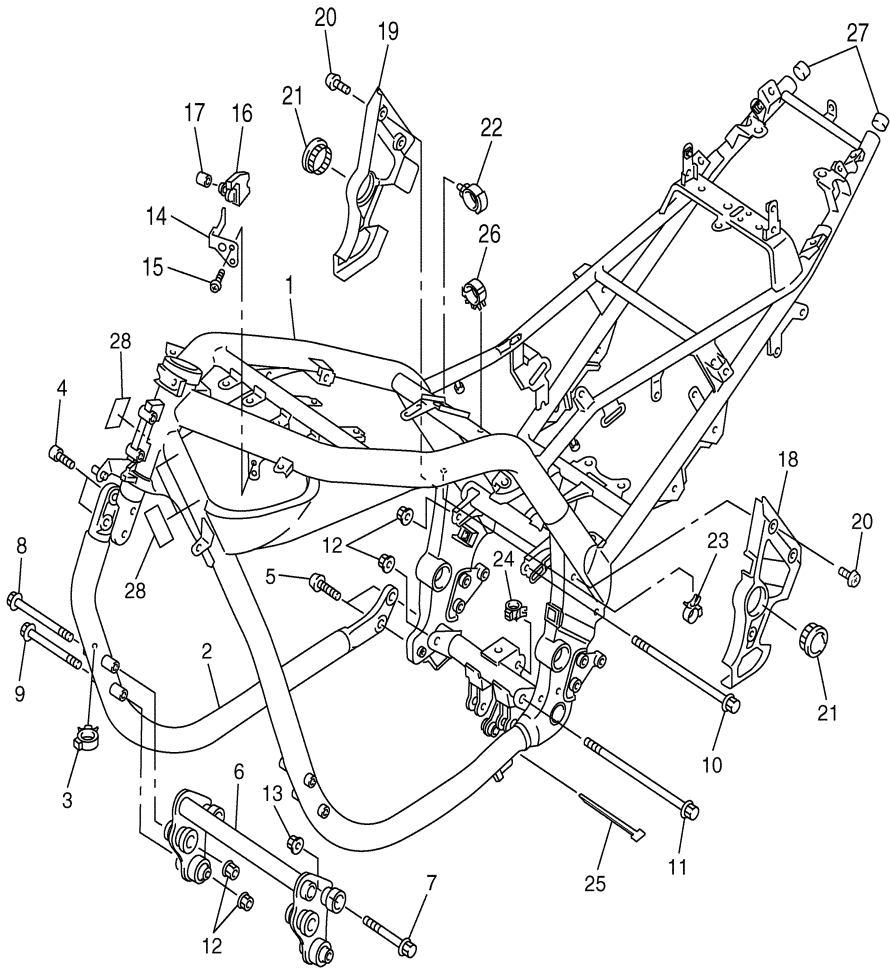
Ref. No.	Part Number	Description	Qty	Remarks
1	132-16346-00-00	HOOK, SPRING	1	
2	5JJ-18140-00-00	STOPPER LEVER ASSY	1	
3	90201-120K4-00	WASHER, PLATE	1	
4	4G0-18127-00-00	STOPPER, SCREW	1	
5	93317-11287-00	BEARING	1	
6	93101-12004-00	OIL SEAL, S-TYPE	1	
7	5LV-18101-00-00	SHIFT SHAFT ASSY	1	
8	90508-295B2-00	..SPRING, TORSION	1	
9	90387-1211D-00	..COLLAR	1	
10	5EB-18112-01-00	ARM, SHIFT	1	
11	5LV-18116-00-00	JOINT, ROD 1	1	
12	4XV-18154-00-00	COVER, DUST	1	
13	90111-06019-00	BOLT	1	
14	95824-06020-00	BOLT, FLANGE	1	
15	5LV-18115-00-00	ROD, SHIFT	1	
16	90170-06228-00	NUT HEXAGON	1	
17	9538R-06700-00	NUT	1	
18	5LV-18110-00-00	SHIFT PEDAL ASSY	1	
19	5EB-18113-00-00	..COVER, SHIFT PEDAL	1	
20	4XV-18154-00-00	. COVER, DUST	1	
21	90206-17084-00	WASHER, WAVE	1	
22	90506-14002-00	SPRING, TENSION	1	



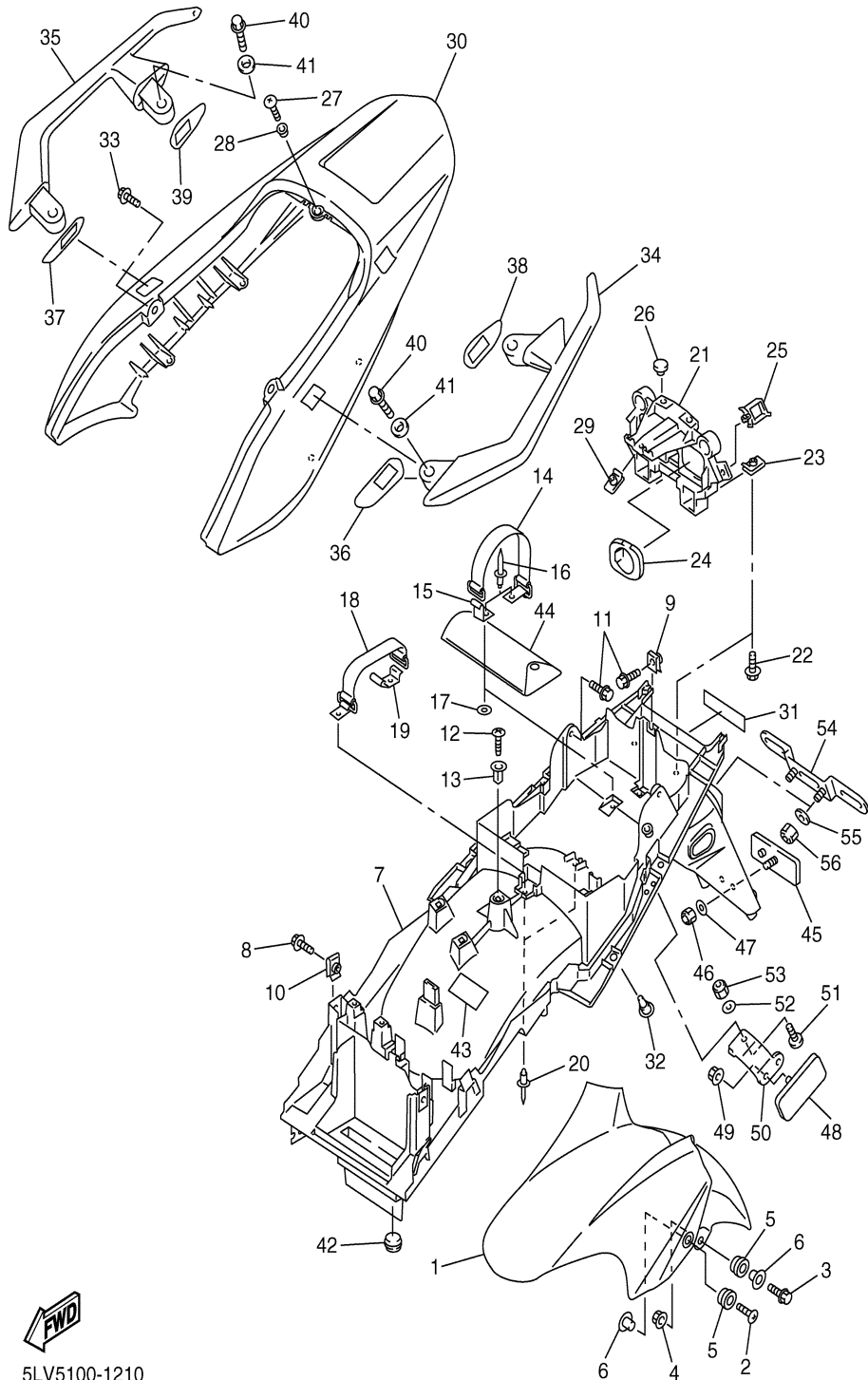
5LV1300-1190

FRAME

Ref. No.	Part Number	Description	Qty	Remarks
1	5LV-21110-01-00	FRAME COMP.	1	
2	5LV-21150-00-00	DOWN TUBE COMP 2	1	
3	90464-25217-00	CLAMP	1	
4	91317-10025-00	BOLT	2	
5	90111-10004-00	BOLT	2	
6	5LV-21400-00-00	ENGINE BRACKET COMP. ...	1	
7	90105-10028-00	BOLT, WASHER BASED	2	
8	90105-10027-00	BOLT, WASHER BASED	2	
9	90105-08042-00	BOLT, WASHER BASED	2	
10	95817-10180-00	BOLT, FLANGE	1	
11	95817-10190-00	BOLT, FLANGE	1	
12	95607-10200-00	NUT, SELF-LOCKING	6	
13	90185-08169-00	NUT, SELF-LOCKING	2	
14	4XV-2116J-00-00	BRACKET 7	1	
15	98907-06012-00	BOLT, SOCKET	2	
16	4XV-2116A-00-00	STAY 1	1	
17	90387-064A5-00	COLLAR	2	
18	5LV-2117F-00-00	COVER	1	
19	5LV-2117M-00-00	COVER 2	1	
20	90149-06298-00	SCREW, SPEC'L SHAPE	6	
21	4BH-2219X-00-00	COVER	2	
22	90464-20181-00	CLAMP	1	
23	90464-10190-00	CLAMP	1	
24	90464-08189-00	CLAMP	1	
25	90464-15195-00	CLAMP	1	
26	90464-25217-00	CLAMP	1	
27	3YX-2143A-00-00	CAP	2	
28	1JK-21268-00-00	SEAL	3	

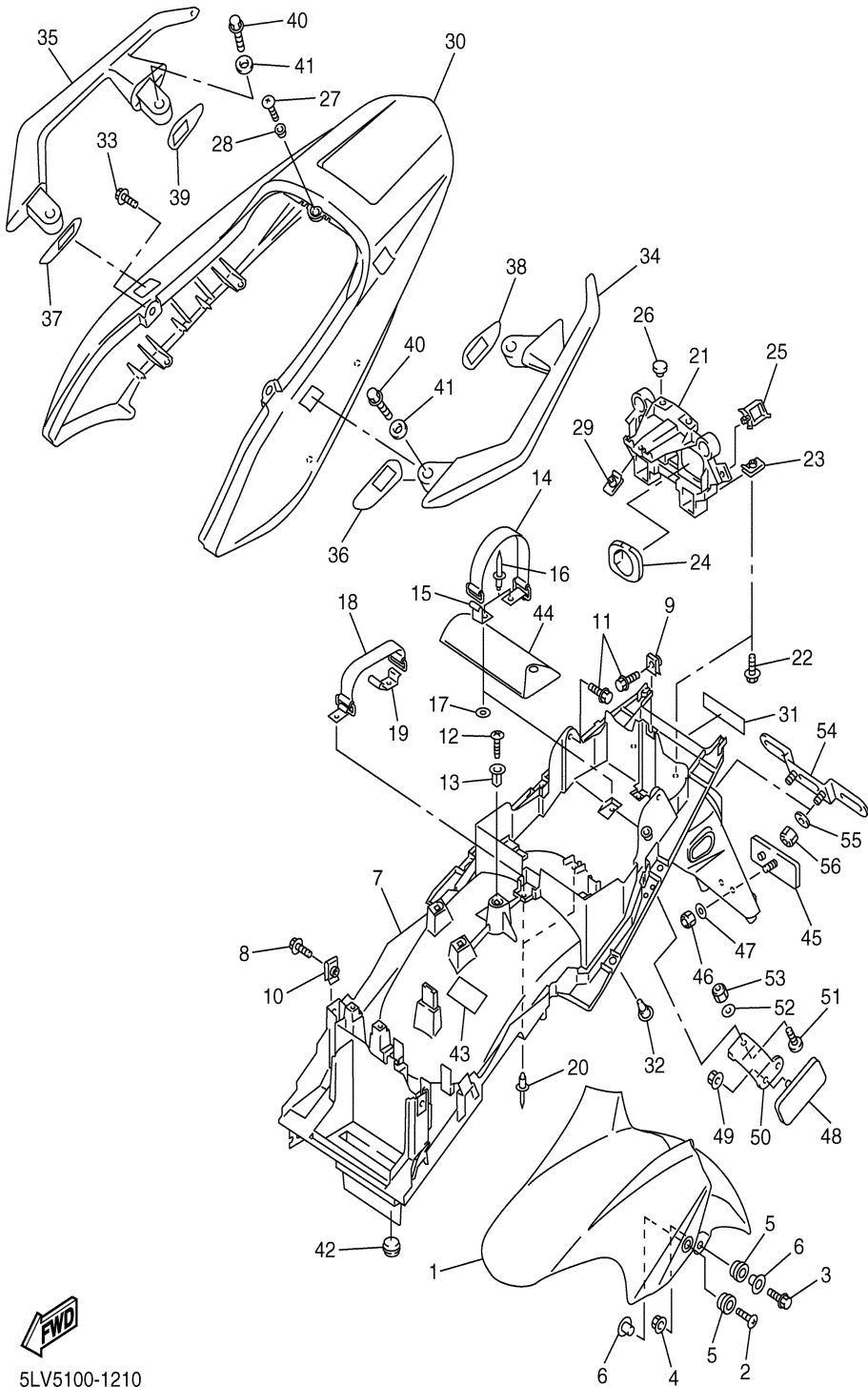


5LVB100-2200



FENDER

CONTINUED ON NEXT FRAME ►



FENDER

Ref. No.	Part Number	Description	Qty	Remarks
28	90387-06008-00	COLLAR	1	
29	90183-05061-00	NUT, SPRING	1	
30	5LV-21651-00-4B	COVER, REAR FENDER	1	UR BL2
	5LV-21651-00-P0	COVER, REAR FENDER	1	UR DPBMC
	5LV-21651-00-P2	COVER, REAR FENDER	1	UR S3
31	99246-00080-00	EMBLEM, YAMAHA	1	UR FOR BL2,S3
	99241-00080-00	.EMBLEM, YAMAHA	1	UR FOR DPBMC
32	90269-07077-00	RIVET	4	
33	90109-063F1-00	BOLT	2	
34	5LV-2474A-00-4B	ASSIST, GRIP	1	UR BL2
	5LV-2474A-00-P0	ASSIST, GRIP	1	UR DPBMC
	5LV-2474A-00-P2	ASSIST, GRIP	1	UR S3
35	5LV-2474W-00-4B	ASSIST,GRIP 2	1	UR BL2
	5LV-2474W-00-P0	ASSIST,GRIP 2	1	UR DPBMC
	5LV-2474W-00-P2	ASSIST,GRIP 2	1	UR S3
36	5LV-24723-00-00	DAMPER, SEAT	1	
37	5LV-24724-00-00	DAMPER, SEAT	1	
38	5LV-24723-10-00	DAMPER, SEAT	1	
39	5LV-24724-10-00	DAMPER, SEAT	1	
40	95027-08025-00	BOLT, FLANGE	4	
41	90201-087F0-00	WASHER, PLATE	4	
42	90480-14100-00	GROMMET	2	
43	5LV-2179V-01-00	PLATE, EPA 1(NON CALIFORNIA)	1	
	5LV-2179R-01-00	PLATE, EPA 2(CALIFORNIA) ..	1	
44	5LV-28100-00-00	TOOL KIT	1	
45	3Y6-85130-02-00	REAR REFLECTOR ASSY	1	
46	95607-05200-00	.NUT, U FLANGE	1	
47	90201-05725-00	WASHER, PLATE	1	

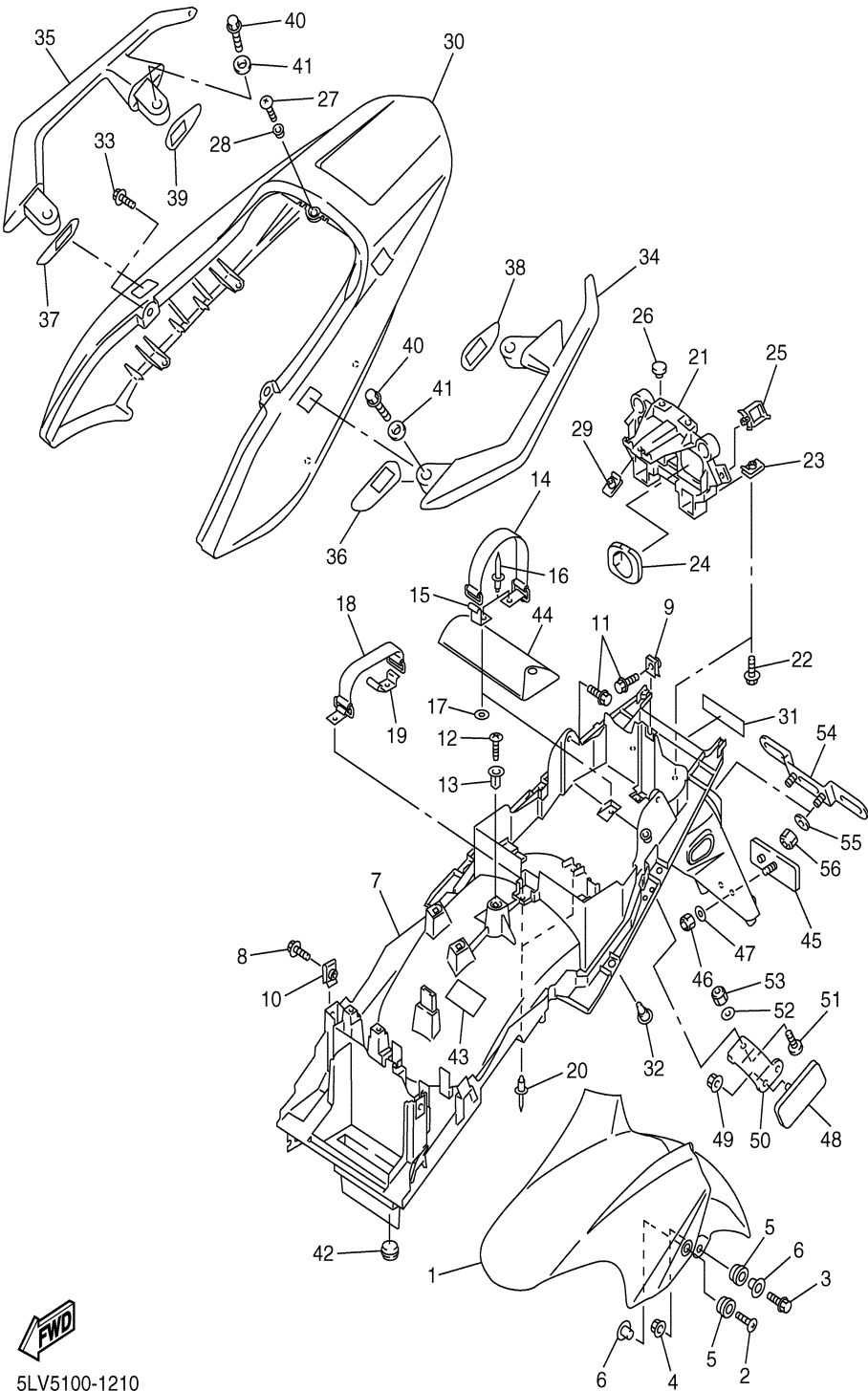
CONTINUED ON NEXT FRAME ►



5LV5100-1210

FENDER

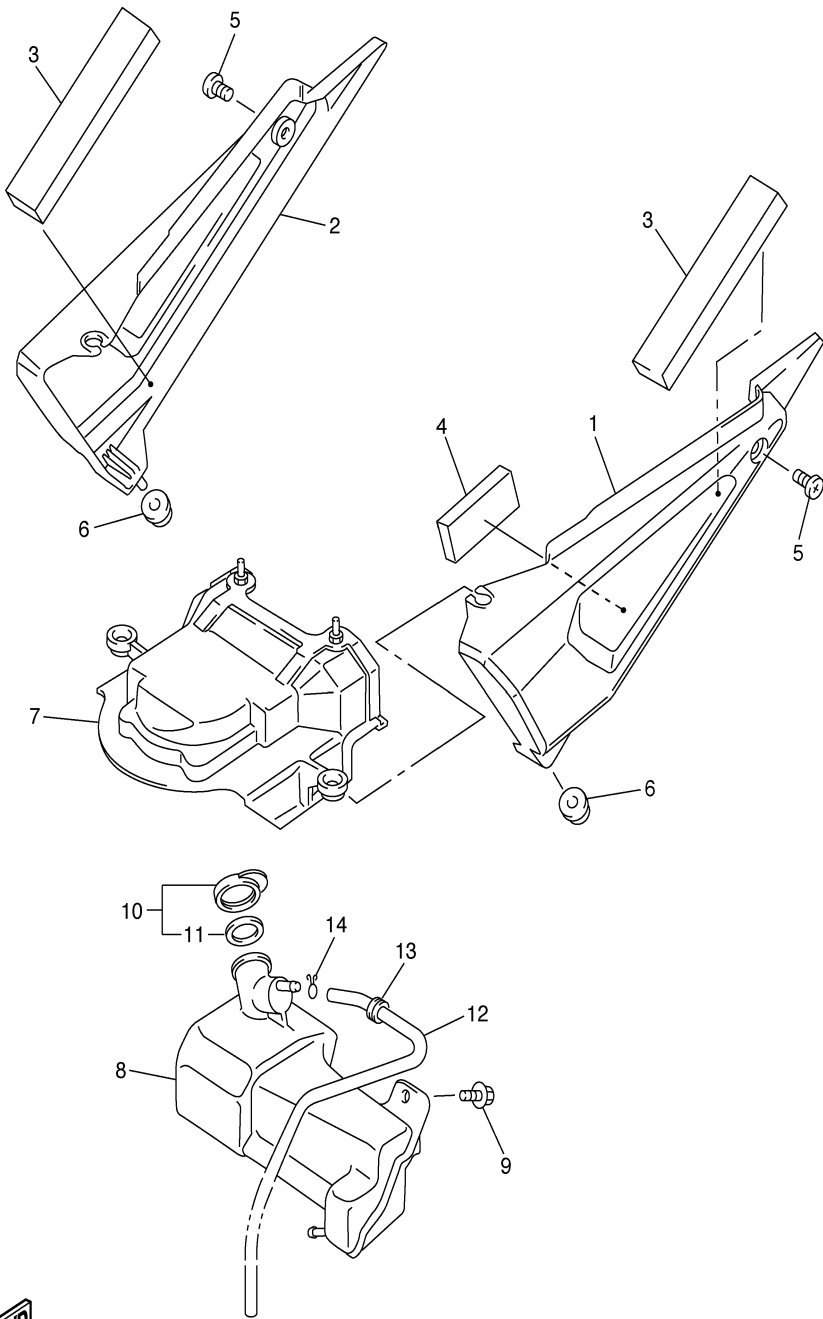
Ref. No.	Part Number	Description	Qty	Remarks
48	3Y6-85130-02-00	REAR REFLECTOR ASSY	2	
49	95707-05500-00	NUT, FLANGE	2	
50	4XV-21688-00-00	BRACKET, REAR STAY	2	
51	90149-04278-00	. SCREW, SPEC'L SHAPE	2	
52	90201-044H9-00	WASHER, PLATE	2	
53	95617-04100-00	NUT, U	2	
54	5JJ-84751-00-00	BRACKET, LICENSE	1	
55	90201-06057-00	WASHER, PLATE	2	
56	95617-06100-00	NUT, U	2	



5LV5100-1210

SIDE COVER

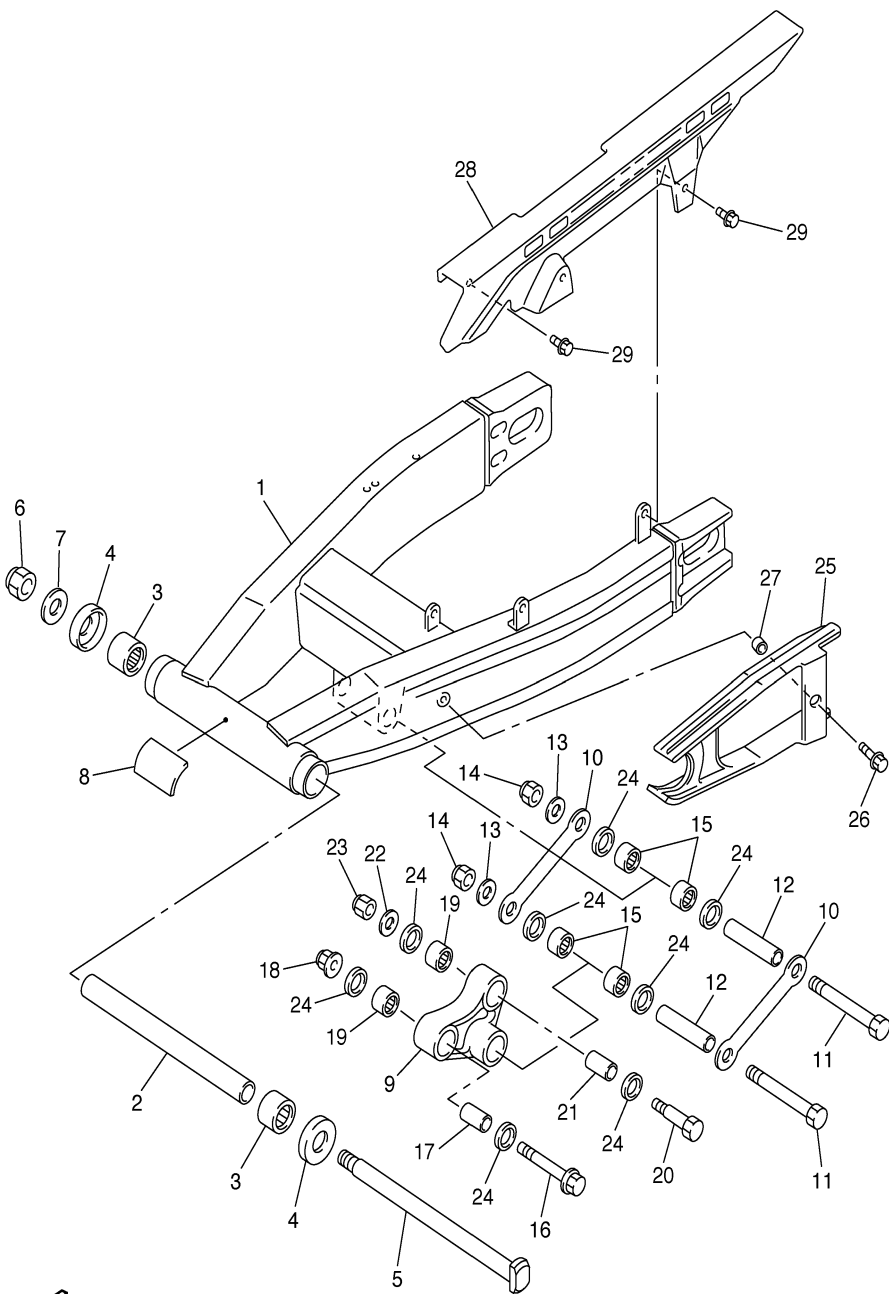
Ref. No.	Part Number	Description	Qty	Remarks
1	5LV-21711-00-00	COVER, SIDE 1	1	
2	5LV-21721-00-00	COVER, SIDE 2	1	
3	5LV-2174X-00-00	DAMPER	2	
4	4PT-28217-00-00	DAMPER 1	1	
5	90149-06165-00	SCREW, SPEC'L SHAPE	2	
6	90480-13567-00	GROMMET	2	
7	5LV-2172W-00-00	COVER	1	
8	5LV-21871-00-00	TANK, RECOVERY	1	
9	97017-06016-00	BOLT, HEXAGON	2	
10	1AA-21815-00-00	CAP	1	
11	1AA-21874-00-00	..GASKET	1	
12	90445-08007-00	HOSE	1	
13	90480-12613-00	GROMMET	1	
14	90467-08003-00	CLIP, SCISSOR	1	



5LV1300-1220

REAR ARM

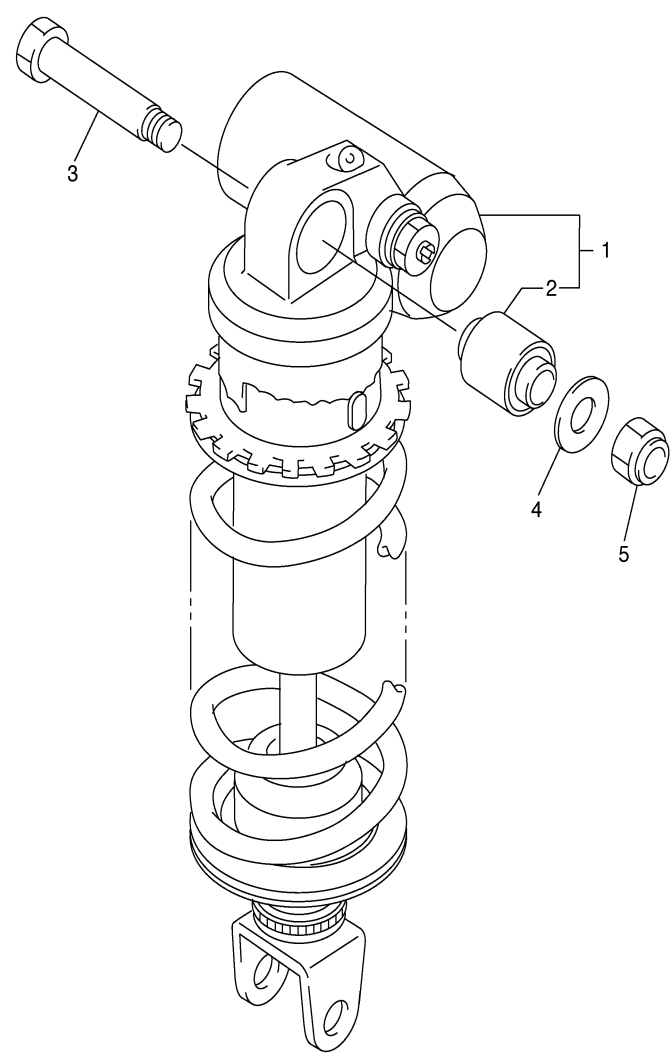
Ref. No.	Part Number	Description	Qty	Remarks
1	5LV-22110-00-00	REAR ARM COMP.	1	
2	3FV-22184-00-00	BUSH	1	
3	93315-42523-00	BEARING, CYLINDER # 5	2	
4	5JJ-22128-00-00	COVER, THRUST 1	2	
5	3GM-22141-01-00	SHAFT, PIVOT	1	
6	90185-18104-00	NUT, SELF-LOCKING	1	
7	90201-18264-00	WASHER, PLATE	1	
8	5LV-21732-00-00	SEAL 1	1	
9	5LV-2217A-00-00	ARM, RELAY	1	
10	5LV-2217M-00-00	ARM 1	2	
11	90101-12749-00	BOLT	2	
12	90387-126Y1-00	COLLAR	2	
13	92907-12600-00	WASHER	2	
14	95617-12100-00	NUT, U	2	
15	93317-21746-00	BEARING, CYLINDER # 7	4	
16	95817-10065-00	BOLT	1	
17	90387-102R4-00	COLLAR	1	
18	95607-10200-00	NUT, SELF-Locking	1	
19	93317-31771-00	BEARING, CYLINDER	2	
20	90101-10659-00	BOLT	1	
21	90387-127W0-00	COLLAR	1	
22	90201-101J1-00	WASHER, PLATE	1	
23	95617-10100-00	NUT, U	1	
24	93109-17071-00	.OIL SEAL	8	
25	5LV-22151-00-00	SEAL, GUARD	1	
26	90119-06118-00	BOLT, WITH WASHER	1	
27	90387-06022-00	COLLAR	1	
28	5LV-22311-00-00	CASE, CHAIN	1	
29	97017-06012-00	BOLT	3	



5LV1300-1230

REAR SUSPENSION

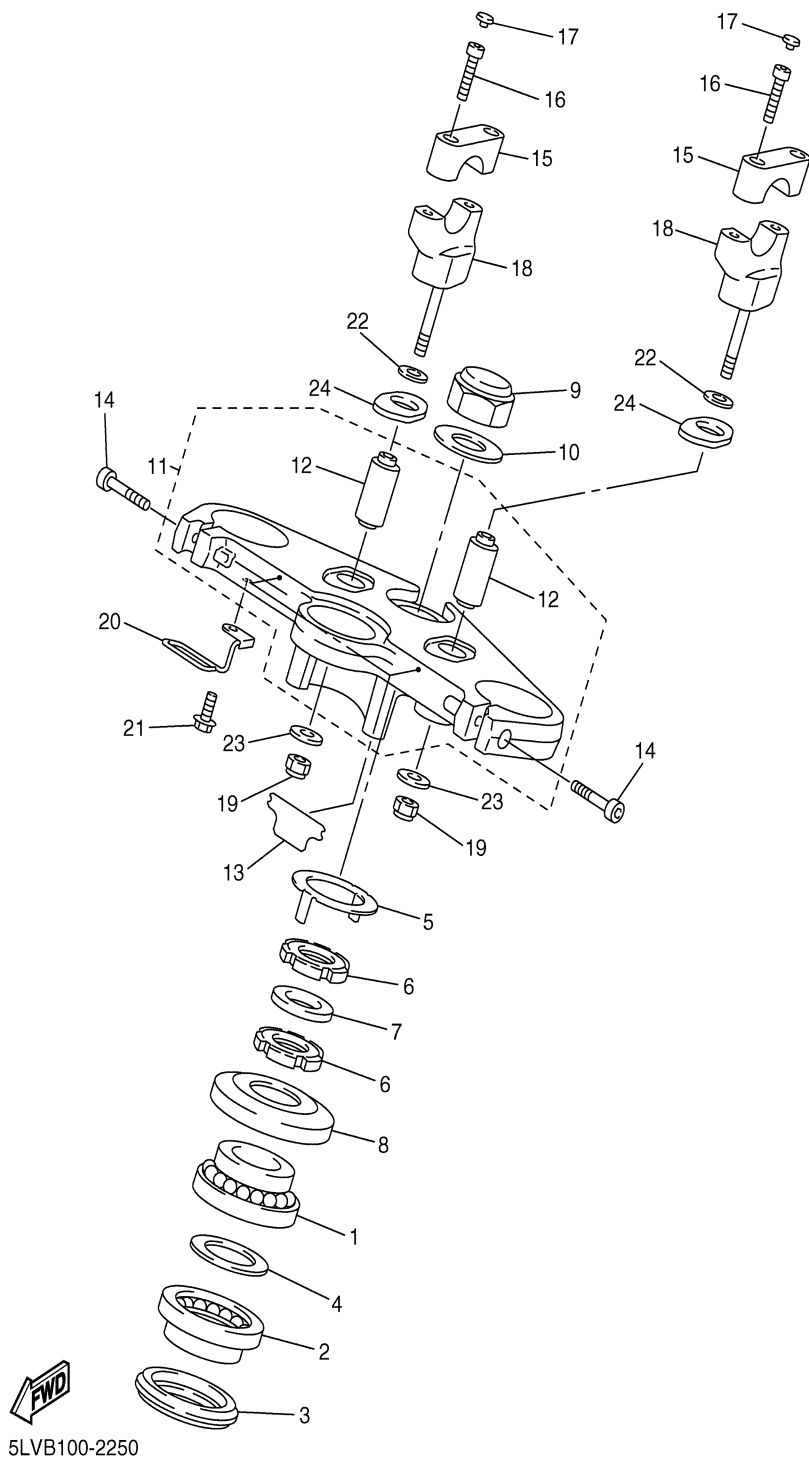
Ref. No.	Part Number	Description	Qty	Remarks
1	5LV-22210-10-00	SHOCK ABSORBER ASSY, REAR	1	
2	3YF-22216-01-00	. .BUSH, REAR SHOCK ABSORBER	1	
3	90109-10662-00	BOLT	1	
4	90201-101J1-00	WASHER, PLATE	1	
5	95617-10100-00	NUT, U	1	



5LV1300-1240

STEERING

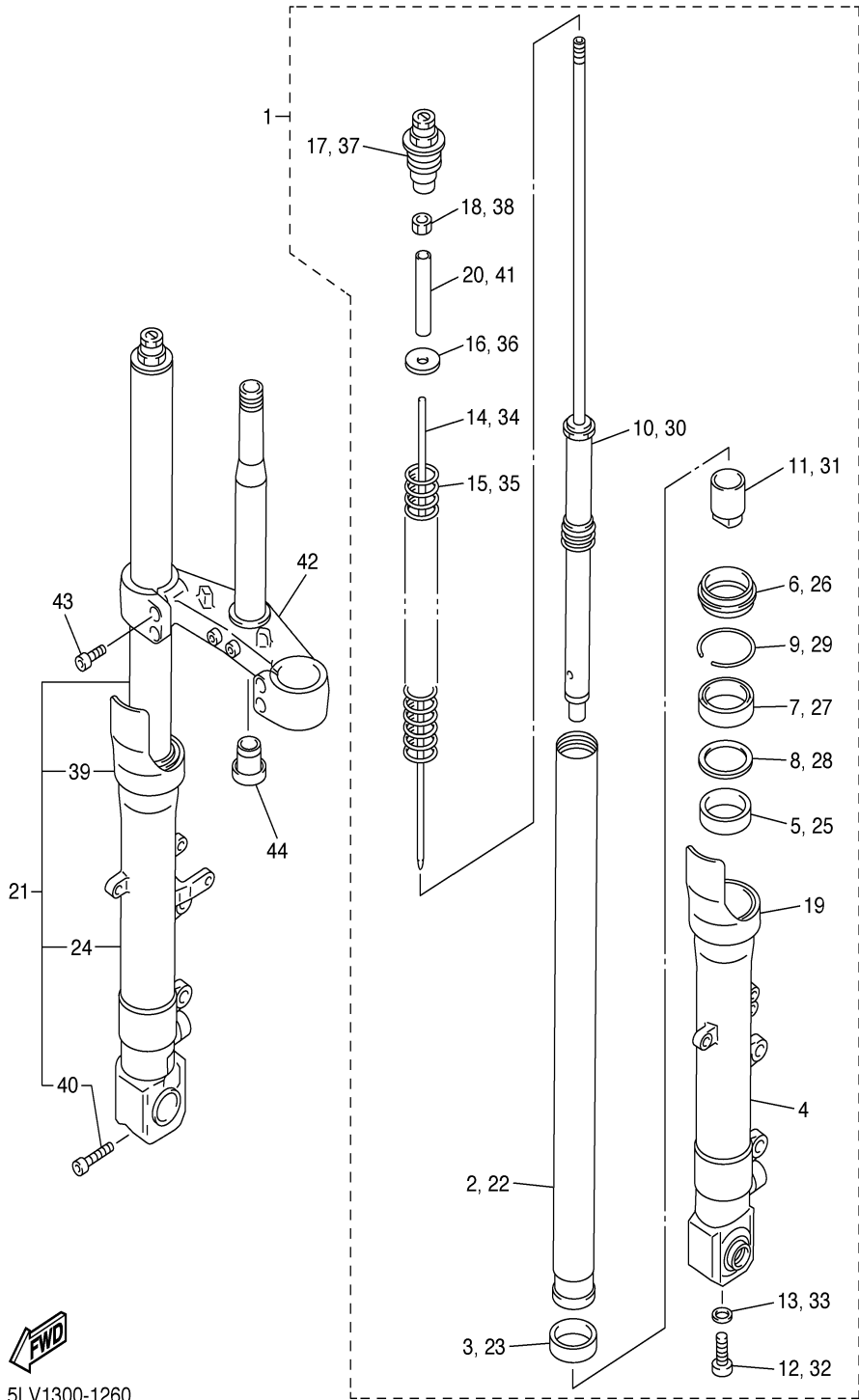
Ref. No.	Part Number	Description	Qty	Remarks
1	93399-99931-00	BEARING, SPECIAL	1	
2	93399-99932-00	BEARING, SPECIAL	1	
3	3FV-23462-00-00	SEAL, STEERING	1	
4	90202-24190-00	WASHER, PLATE	1	
5	26H-23418-01-00	WASHER, SPECIAL	1	
6	90179-25033-00	NUT, SPEC'L SHAPE	2	
7	90202-26142-00	WASHER, PLATE	1	
8	4DN-23416-20-00	COVER, BALL RACE 2	1	
9	90176-22081-00	NUT, CROWN	1	
10	90201-220T0-00	WASHER, PLATE	1	
11	5LV-W2341-00-00	CROWN, HANDLE	1	
12	5A8-23434-01-00	.. HOLDER, DAMPER	2	
13	5LV-23472-00-00	PROTECTOR	2	
14	91314-08030-00	BOLT	2	
15	4H7-23441-00-98	HOLDER, HANDLE UPPER ...	2	LGB
16	91317-08030-00	BOLT, SOCKET	4	
17	341-23469-00-00	CAP, BOLT	4	
18	5LV-23442-01-00	HOLDER, HANDLE LOWER ...	2	
19	95617-10100-00	NUT, U	2	
20	5LV-23317-01-00	HOLDER, CABLE	1	
21	95027-06010-00	BOLT, FLANGE	1	
22	92907-10200-00	WASHER	2	
23	90201-100A1-00	WASHER, PLATE	2	
24	5LV-23445-00-00	DAMPER	2	



FRONT FORK

Ref. No.	Part Number	Description	Qty	Remarks
1	5LV-23102-00-00	FRONT FORK ASSY (L.H)	1	
2	5LV-23110-00-00	. .INNER TUBE COMP 1	1	
3	4TX-23135-A0-00	. .METAL, SLIDE 2	1	
4	5LV-23106-00-00	. .OUTER TUBE COMP. (L.H) . .	1	
5	4TX-23125-A0-00	. .METAL, SLIDE 1	1	
6	4TX-23144-00-00	. .SEAL, DUST	1	
7	4TX-23145-00-00	. .OIL SEAL	1	
8	4TX-23115-00-00	. .GUIDE, COVER UPPER	1	
9	4TX-23156-00-00	. .CLIP, OIL SEAL	1	
10	5LV-23170-00-00	. .CYLINDER COMP., FRONT FORK	1	
11	5LV-23173-00-00	. .SPINDLE, TAPER	1	
12	90110-10N52-00	. .BOLT, HEXAGON SOCKET HEAD	1	
13	90430-10171-00	. .GASKET	1	
14	5LV-2318Y-00-00	. .PLUNGER	1	
15	5LV-23141-00-00	. .SPRING, FRONT FORK	1	
16	90201-10321-00	. .WASHER, PLATE	1	
17	5LV-23111-00-00	. .BOLT, CAP	1	
18	95337-10600-00	. .NUT	1	
19	4TX-2331G-00-00	. .COVER	1	
20	5LV-23118-00-00	. .SPACER	1	
21	5LV-23103-00-00	FRONT FORK ASSY (R.H)	1	
22	5LV-23110-00-00	. .INNER TUBE COMP 1	1	
23	4TX-23135-A0-00	. .METAL, SLIDE 2	1	
24	5LV-23107-00-00	. .OUTER TUBE COMP. (R.H) . .	1	
25	4TX-23125-A0-00	. .METAL, SLIDE 1	1	
26	4TX-23144-00-00	. .SEAL, DUST	1	
27	4TX-23145-00-00	. .OIL SEAL	1	

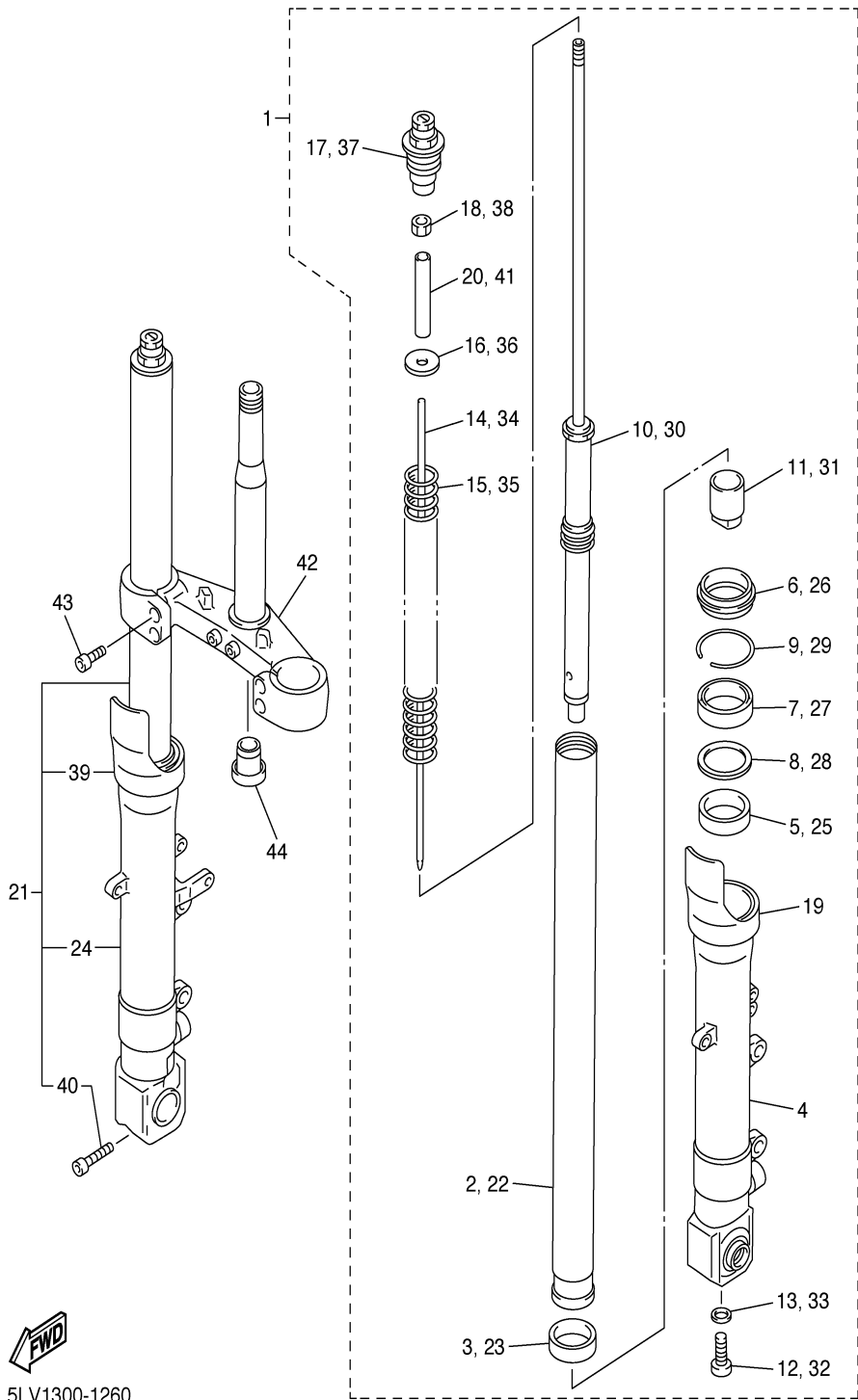
CONTINUED ON NEXT FRAME ►



5LV1300-1260

FRONT FORK

Ref. No.	Part Number	Description	Qty	Remarks
28	4TX-23115-00-00	.GUIDE, COVER UPPER	1	
29	4TX-23156-00-00	.CLIP, OIL SEAL	1	
30	5LV-23170-00-00	.CYLINDER COMP., FRONT FORK	1	
31	5LV-23173-00-00	.SPINDLE, TAPER	1	
32	90110-10N52-00	.BOLT, HEXAGON SOCKET HEAD	1	
33	90430-10171-00	.GASKET	1	
34	5LV-2318Y-00-00	.PLUNGER	1	
35	5LV-23141-00-00	.SPRING, FRONT FORK	1	
36	90201-10321-00	.WASHER, PLATE	1	
37	5LV-23111-00-00	.BOLT, CAP	1	
38	95337-10600-00	.NUT	1	
39	4TX-2331G-00-00	.COVER	1	
40	91314-08045-00	.BOLT	1	
41	5LV-23118-00-00	.SPACER	1	
42	5LV-23340-00-00	UNDER BRACKET COMP.	1	
43	91314-08025-00	BOLT, SOCKET	4	
44	4KM-23123-01-00	COVER, LOWER 1	1	

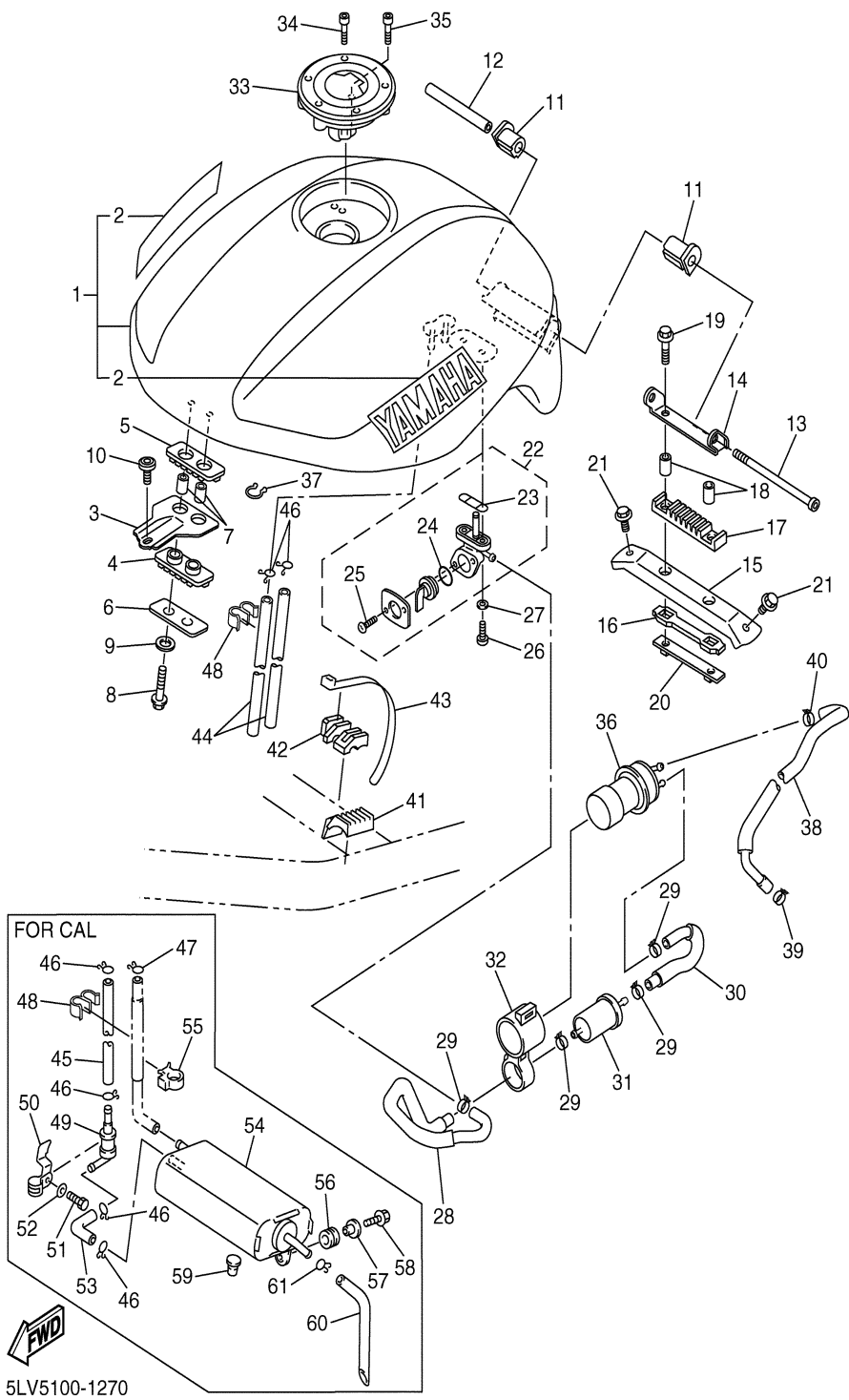


5LV1300-1260

FUEL TANK

Ref. No.	Part Number	Description	Qty	Remarks
1	5LV-Y2410-10-01	FUEL TANK COMP.	1	UR BL2
	5LV-Y2410-10-04	FUEL TANK COMP.	1	UR DPBMC
	5LV-Y2410-10-06	FUEL TANK COMP.	1	UR S3
2	5DM-2153A-00-00	. .EMBLEM, YAMAHA	2	UR FOR DPBMC
	99236-00160-00	. . EMBLEM, YAMAHA	2	UR FOR BL2
	99224-00160-00	. .EMBLEM, YAMAHA	2	UR FOR S3
3	5LV-24191-00-00	BRACKET, FUEL TANK 1	1	
4	5LV-24181-10-00	DAMPER, LOCATING 1	1	
5	5LV-24183-10-00	DAMPER, LOCATING 3	1	
6	2GH-24186-00-00	WASHER, SPECIAL	1	
7	90387-06553-00	COLLAR	2	
8	97027-06030-00	BOLT	2	
9	92907-06600-00	WASHER, PLATE	2	
10	90149-06298-00	SCREW, SPEC'L SHAPE	1	
11	4YR-24181-00-00	DAMPER, LOCATING 1	2	
12	90387-061W9-00	COLLAR	1	
13	91317-06110-00	BOLT, SOCKET	1	
14	5DM-21346-00-00	BRACKET, TANK FITTING	1	
15	5LV-21346-00-00	BRACKET, TANK FITTING	1	
16	5LV-24181-00-00	DAMPER, LOCATING 1	1	
17	5DM-24181-00-00	DAMPER, LOCATING 1	1	
18	90387-06553-00	COLLAR	2	
19	95817-06025-00	BOLT, FLANGE	2	
20	5DM-21296-00-00	NUT	1	
21	95817-06010-00	BOLT, FLANGE	2	
22	2VN-24500-01-00	FUEL COCK ASSY 1	1	
23	4X8-24512-00-00	. . GASKET	1	
24	3AJ-24534-00-00	. .SEAL, COCK	1	
25	98580-03008-00	. . SCREW, PAN HEAD	2	

CONTINUED ON NEXT FRAME ➤

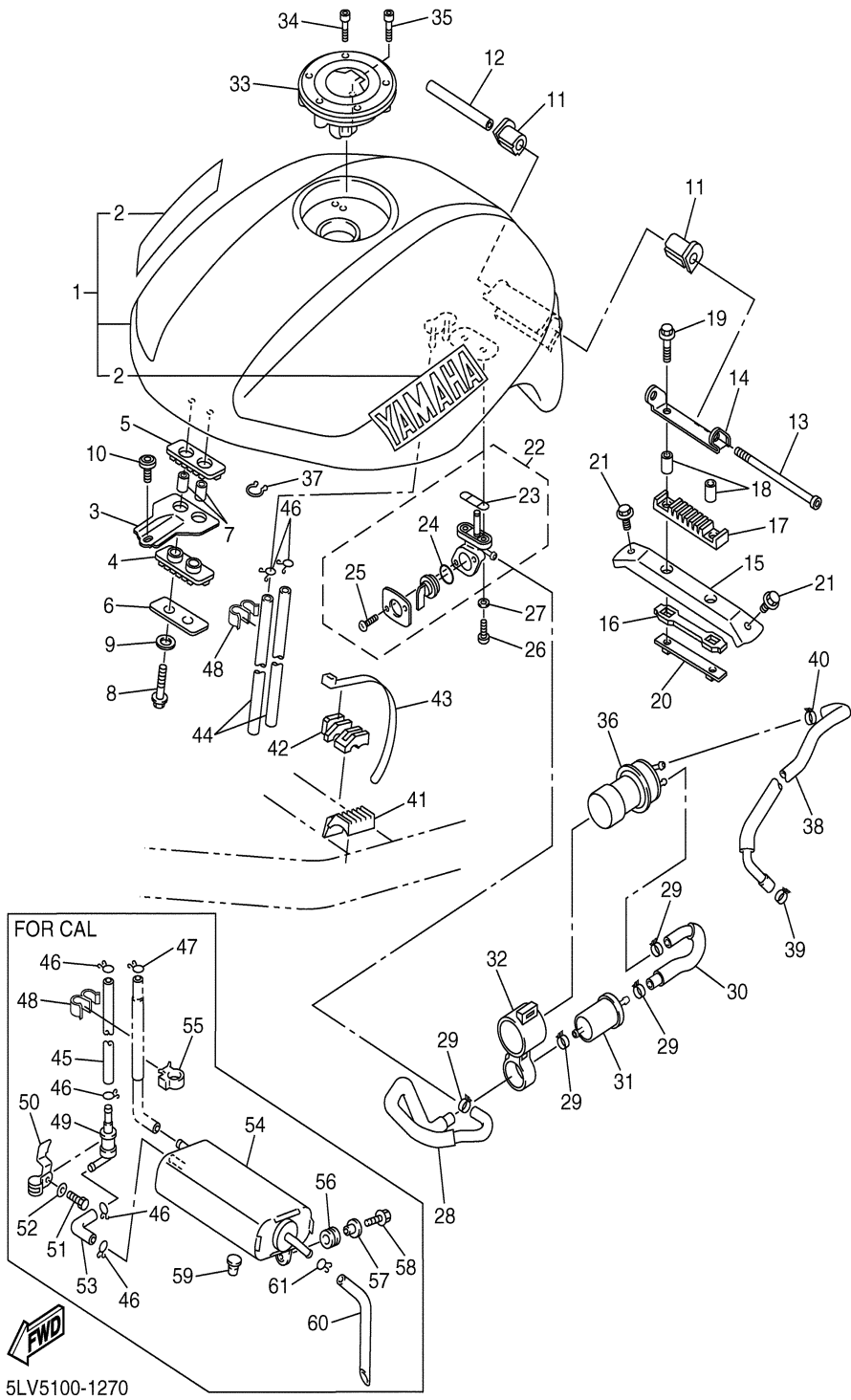


5LV5100-1270

FUEL TANK

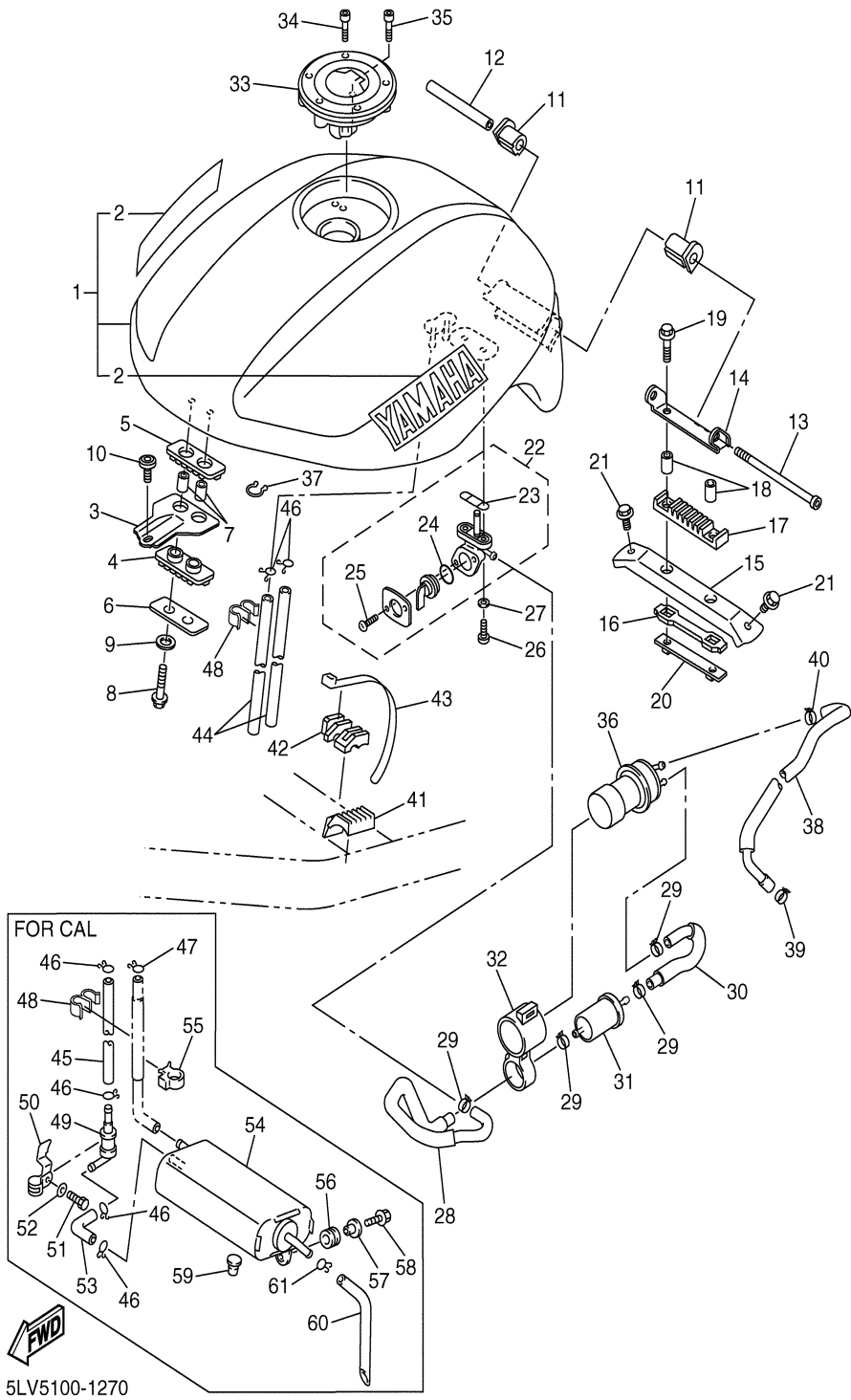
Ref. No.	Part Number	Description	Qty	Remarks
26	90149-06011-00	SCREW	2	
27	90202-05187-00	WASHER, PLATE	2	
28	5LV-24311-00-00	PIPE, FUEL 1	1	
29	90467-13133-00	CLIP	4	
30	5LV-24312-00-00	PIPE 2	1	
31	1FK-24560-10-00	FILTER ASSY	1	
32	5LV-24398-00-00	BAND 1	1	
33	5JJ-24602-00-00	CAP ASSY	1	
34	90110-05112-00	BOLT, HEXAGON SOCKET HEAD	3	
35	91317-05010-00	BOLT, SOCKET	1	
36	4SV-13907-02-00	FUEL PUMP COMP.	1	
37	90464-44109-00	CLAMP	1	
38	5LV-13971-00-00	PIPE, FUEL 1	1	
39	90467-13114-00	CLIP, SCISSOR	1	
40	90467-13133-00	CLIP	1	
41	5LV-24182-00-00	DAMPER, LOCATING 2	2	
42	5LV-24183-00-00	DAMPER, LOCATING 3	1	
43	1UA-82591-00-00	CLAMP	1	
44	90445-10021-00	HOSE	2	
45	90445-11025-00	HOSE	1	
46	90467-09006-00	CLIP	2	
	90467-10008-00	CLIP, SCISSOR	4	
47	90467-09006-00	CLIP	1	
48	90464-10075-00	CLAMP	1	
49	5LV-24180-00-00	ROLL OVER VALVE ASSY ...	1	
50	5LV-2411F-00-00	PLATE, FITTING 1	1	
51	97027-05010-00	BOLT	1	
52	92907-05600-00	WASHER, PLATE	1	

CONTINUED ON NEXT FRAME ➤



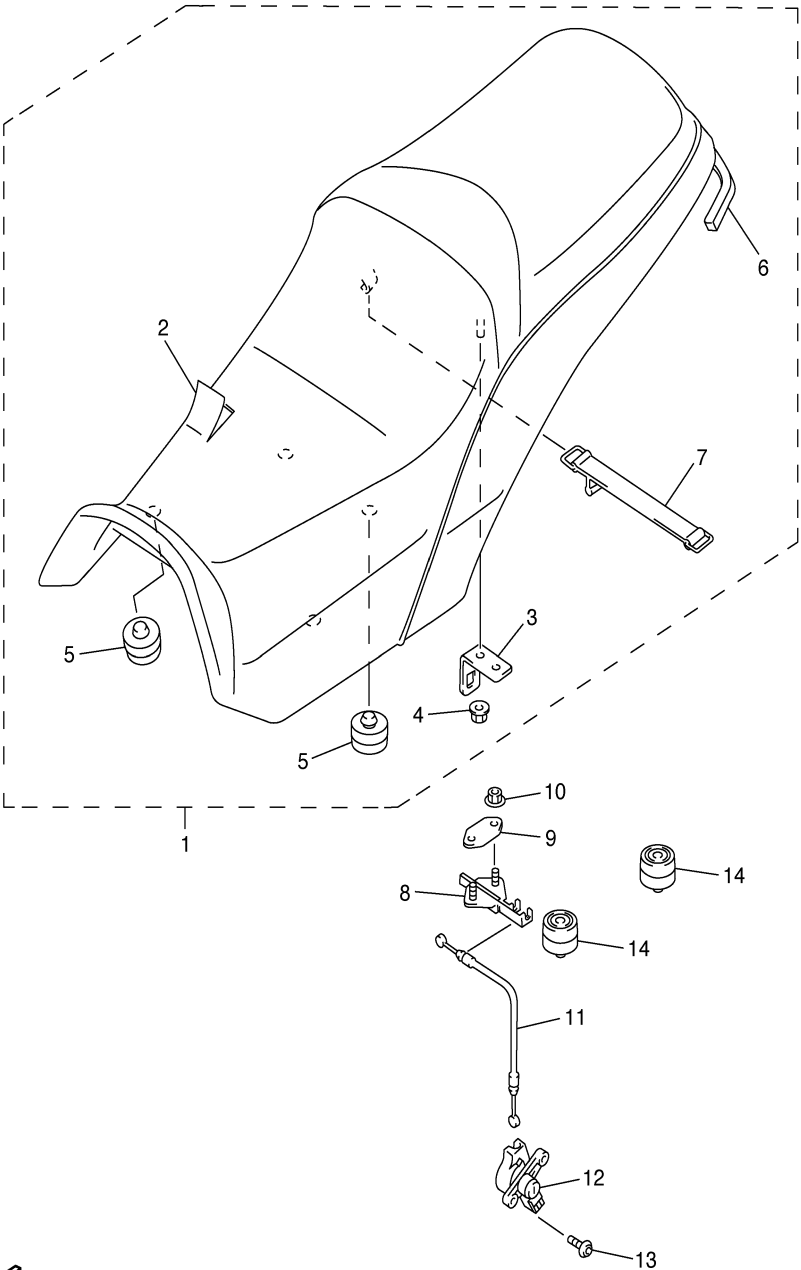
FUEL TANK

Ref. No.	Part Number	Description	Qty	Remarks
53	5LV-24314-00-00	PIPE 4	1	
54	5LV-24170-00-00	CANISTER ASSY	1	
55	90464-15192-00	CLAMP	1	
56	90480-13163-00	GROMMET	2	
57	90387-062L2-00	COLLAR	2	
58	95817-06016-00	BOLT, FLANGE	2	
59	90480-10068-00	GROMMET	1	
60	90445-12003-00	HOSE	1	
61	90467-12052-00	CLIP, SCISSOR	1	



SEAT

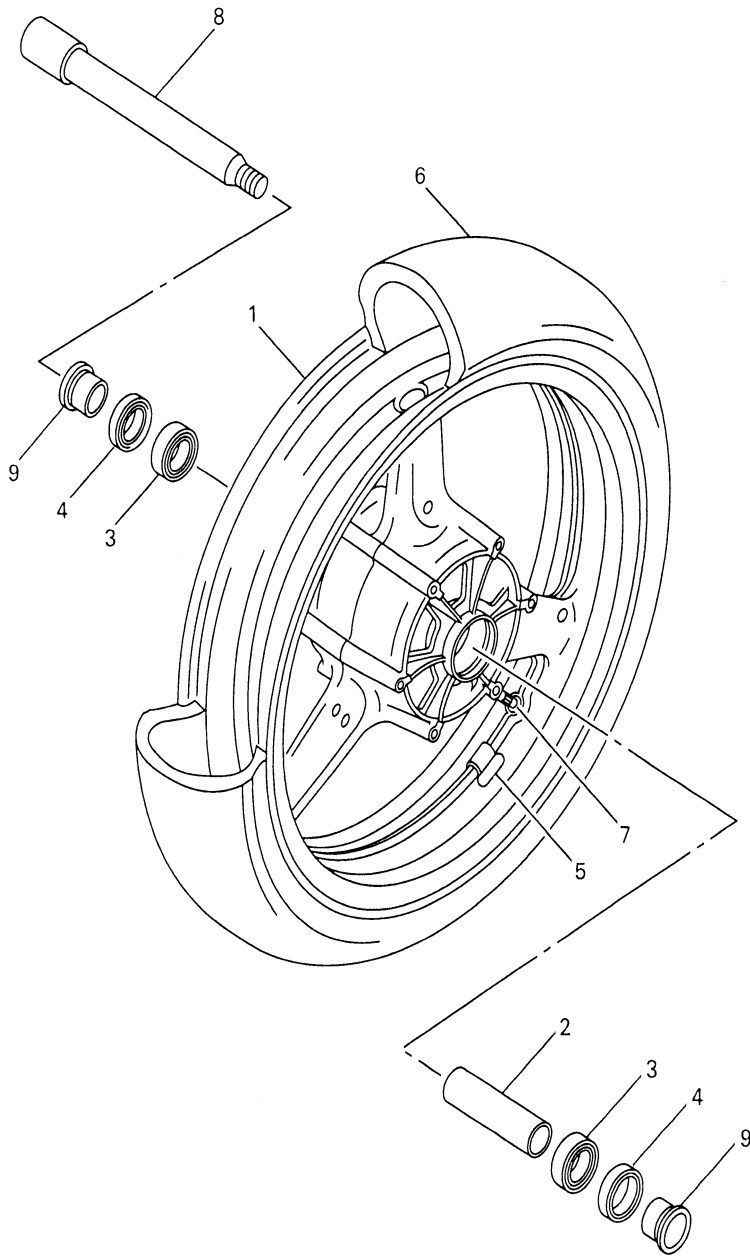
Ref. No.	Part Number	Description	Qty	Remarks
1	5LV-24730-10-00	DOUBLE SEAT ASSY	1	
2	5LV-2470F-10-00	..COVER, SEAT	1	
3	4HM-24728-00-00	..BRACKET, SEAT	1	
4	95780-06500-00	.. NUT, FLANGE	1	
5	1T4-24741-00-00	. PAD, SEAT	4	
6	5LV-24737-00-00	..DAMPER, SEAT	1	
7	4J2-82131-01-00	. BAND, BATTERY	1	
8	4BP-24780-00-00	SEAT LOCK ASSY	1	
9	4BP-24792-00-00	PLATE	1	
10	95707-06500-00	NUT, FLANGE	2	
11	4HM-2478E-00-00	CABLE, SEAT LOCK	1	
12	3YX-21308-00-00	HELMET HANGER ASSY	1	
13	90149-06308-00	SCREW, SPEC'L SHAPE	2	
14	1T4-24741-00-00	PAD, SEAT	4	



5LV1300-1280

FRONT WHEEL

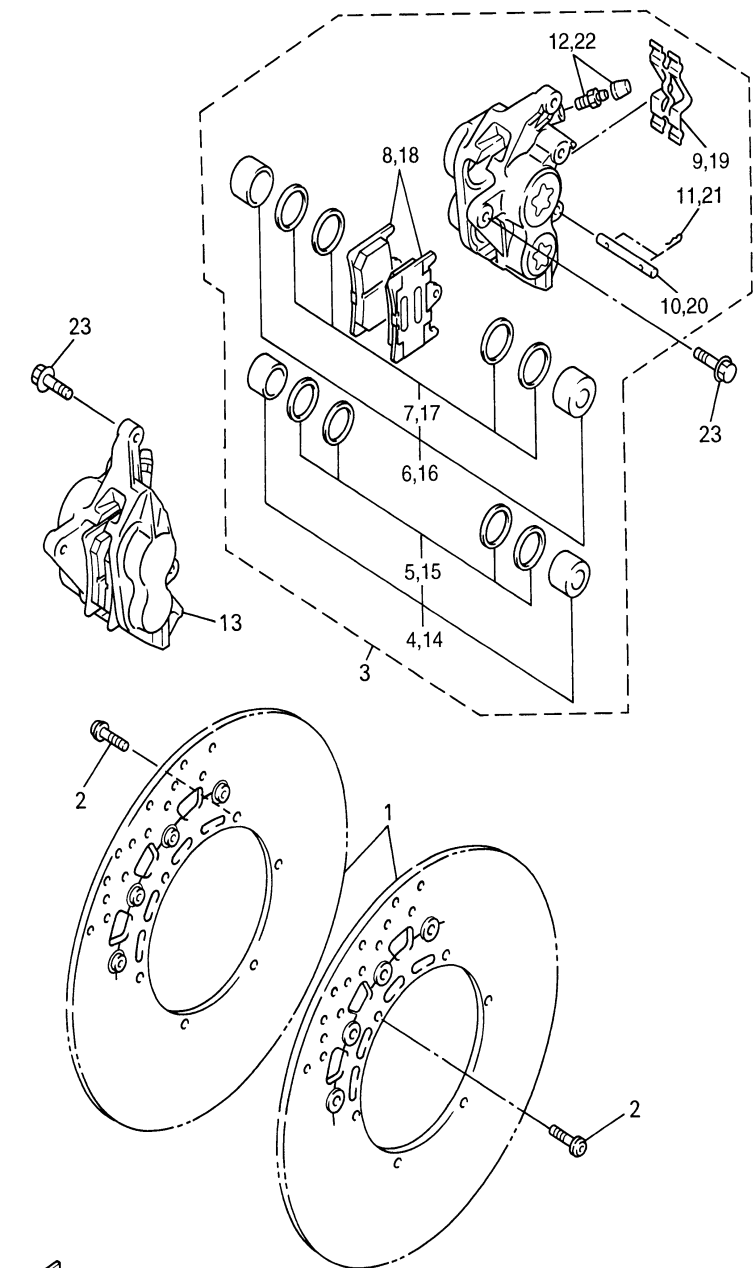
Ref. No.	Part Number	Description	Qty	Remarks
1	4XV-25168-00-33	CAST WHEEL, FRONT	1	YB
2	4XV-25117-00-00	SPACER, BEARING	1	
3	93306-00420-00	BEARING (B6004)	2	
4	93106-28043-00	OIL SEAL	2	
5	5MT-25398-00-00	BALANCER, WHEEL (10G) ...	1	UN
	5MT-25398-10-00	BALANCER, WHEEL (20G) ...	1	UN
	5MT-25398-20-00	BALANCER, WHEEL (30G) ...	1	UN
6	94112-17028-00	TIRE (120/70ZR17 58W BT020F)	1	BRIDGESTONE
7	93900-00030-00	VALVE, RIM	1	
8	4XV-25181-00-00	AXLE, WHEEL	1	
9	90387-2200T-00	COLLAR	2	



5LV1300-1290

FRONT BRAKE CALIPER

Ref. No.	Part Number	Description	Qty	Remarks
1	5JJ-2581T-10-00	DISC BRAKE ASSY	2	
2	90109-064G6-00	BOLT	12	
3	5DM-2580T-00-00	CALIPER ASSY (LEFT)	1	
4	4SV-W0057-00-00	..PISTON ASSY, CALIPER ...	1	
5	3MA-W0047-10-00	...CALIPER SEAL KIT	1	
6	4SV-W0057-10-00	..PISTON ASSY, CALIPER ...	1	
7	3GM-W0047-10-00	...CALIPER SEAL KIT	1	
8	4SV-W0045-00-00	..BRAKE PAD KIT	1	
9	4SV-25919-00-00	..SUPPORT, PAD	1	
10	4SV-25924-00-00	..PIN, PAD	1	
11	3GM-25925-00-00	..CLIP, PIN PAD	2	
12	1J3-W0048-00-00	..BLEED SCREW KIT	1	
13	5DM-2580U-00-00	CALIPER ASSY (RIGHT)	1	
14	4SV-W0057-00-00	..PISTON ASSY, CALIPER ...	1	
15	3MA-W0047-10-00	...CALIPER SEAL KIT	1	
16	4SV-W0057-10-00	..PISTON ASSY, CALIPER ...	1	
17	3GM-W0047-10-00	...CALIPER SEAL KIT	1	
18	4SV-W0045-00-00	..BRAKE PAD KIT	1	
19	4SV-25919-00-00	..SUPPORT, PAD	1	
20	4SV-25924-00-00	..PIN, PAD	1	
21	3GM-25925-00-00	..CLIP, PIN PAD	2	
22	1J3-W0048-00-00	..BLEED SCREW KIT	1	
23	90105-105A7-00	BOLT, WASHER BASED	4	




4XV352-8290

REAR WHEEL



5LV1300-1310

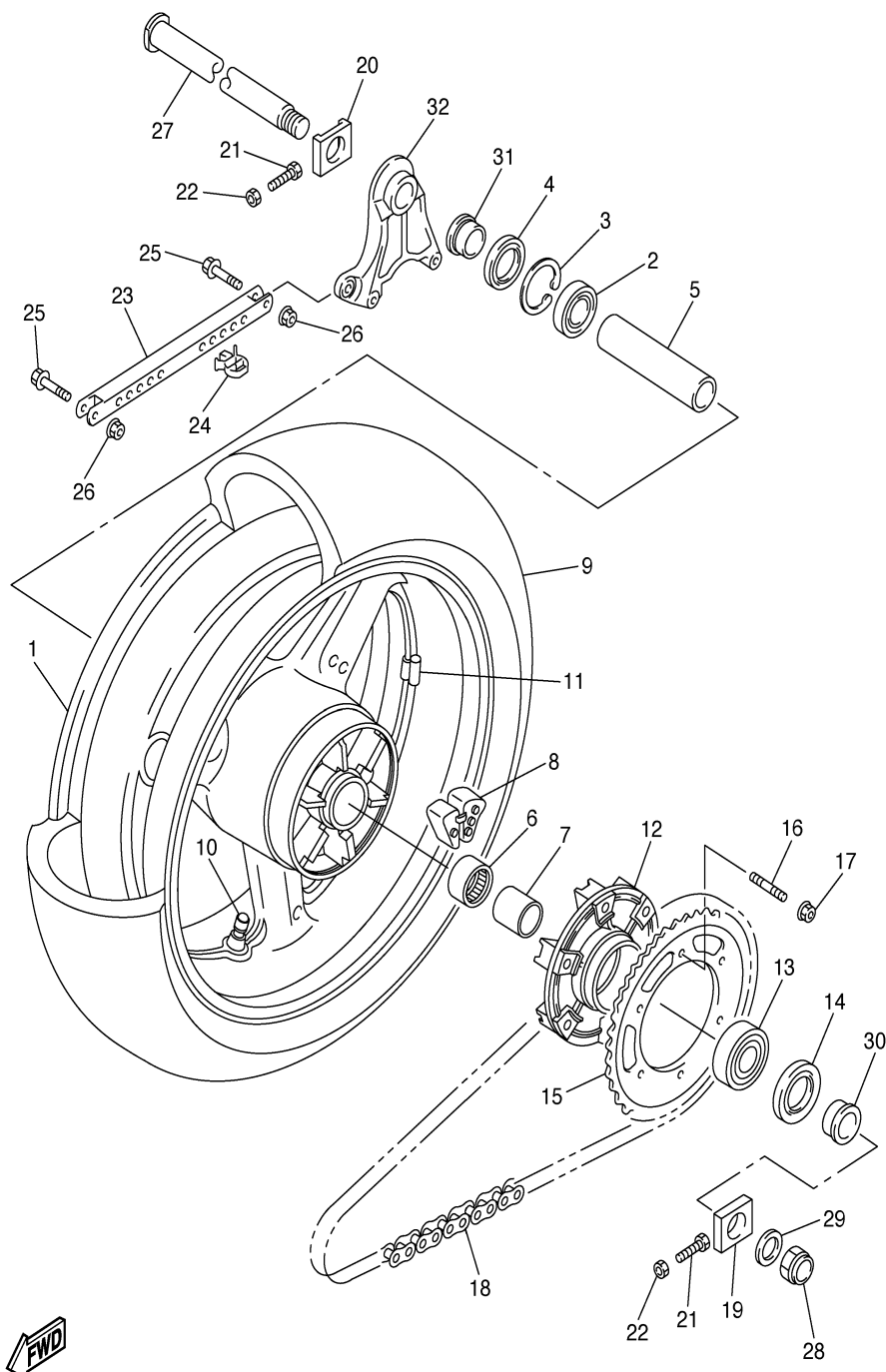
Ref. No.	Part Number	Description	Qty	Remarks
1	5LV-25338-00-33	CAST WHEEL, REAR	1	YB
2	93306-07806-00	BEARING	1	
3	99009-52500-00	CIRCLIP	1	
4	93106-35042-00	OIL SEAL	1	
5	5LV-25317-00-00	SPACER, BEARING	1	
6	93317-43580-00	BEARING	1	
7	4XV-25383-00-00	COLLAR, WHEEL	1	
8	5LV-25364-00-00	DAMPER	6	
9	94118-17024-00	TIRE (180/55ZR17 73W BT020R)	1	BRIDGESTONE
10	93900-00030-00	VALVE, RIM	1	
11	5MT-25398-00-00	BALANCER, WHEEL (10G) ...	1	
	5MT-25398-10-00	BALANCER, WHEEL (20G) ...	1	UN
	5MT-25398-20-00	BALANCER, WHEEL (30G) ...	1	UN
12	5JJ-25366-00-00	CLUTCH, HUB	1	
13	93306-20531-00	BEARING	1	
14	93106-40013-00	OIL SEAL	1	
15	5LV-25444-00-00	SPROCKET, DRIVEN (44T) ...	1	
16	90116-10485-00	BOLT, STUD	6	
17	95607-10200-00	NUT, SELF-LOCKING	6	
18	94581-78116-00	CHAIN	1	
19	4XV-25388-00-00	PULLER, CHAIN 1	1	
20	4XV-25389-00-00	PULLER, CHAIN 2	1	
21	90101-08777-00	BOLT	2	
22	95337-08600-00	NUT	2	
23	5LV-25371-00-00	BAR, TENSION	1	
24	90464-23239-00	CLAMP	1	
25	90105-083A9-00	BOLT, WASHER BASED	2	
26	90185-08169-00	NUT, SELF-LOCKING	2	
27	4FM-25381-10-00	AXLE, WHEEL	1	

CONTINUED ON NEXT FRAME ➤

REAR WHEEL

Ref. No.	Part Number	Description	Qty	Remarks
----------	-------------	-------------	-----	---------

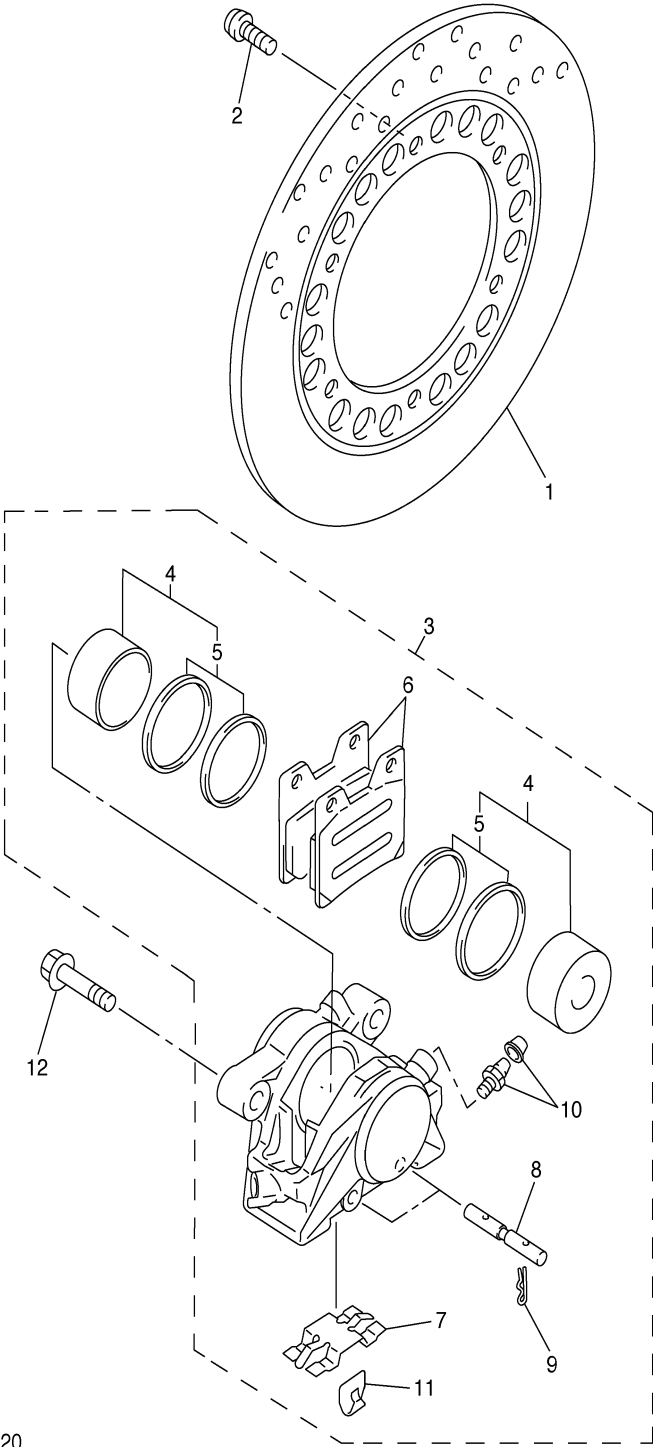
28	90185-24165-00	NUT, SELF-LOCKING	1	
29	90201-24013-00	WASHER, PLATE	1	
30	90387-28001-00	COLLAR	1	
31	5LV-25383-00-00	COLLAR, WHEEL	1	
32	5LV-25819-00-00	BRACKET, CALIPER	1	



FWD
5LV1300-1310

REAR BRAKE CALIPER

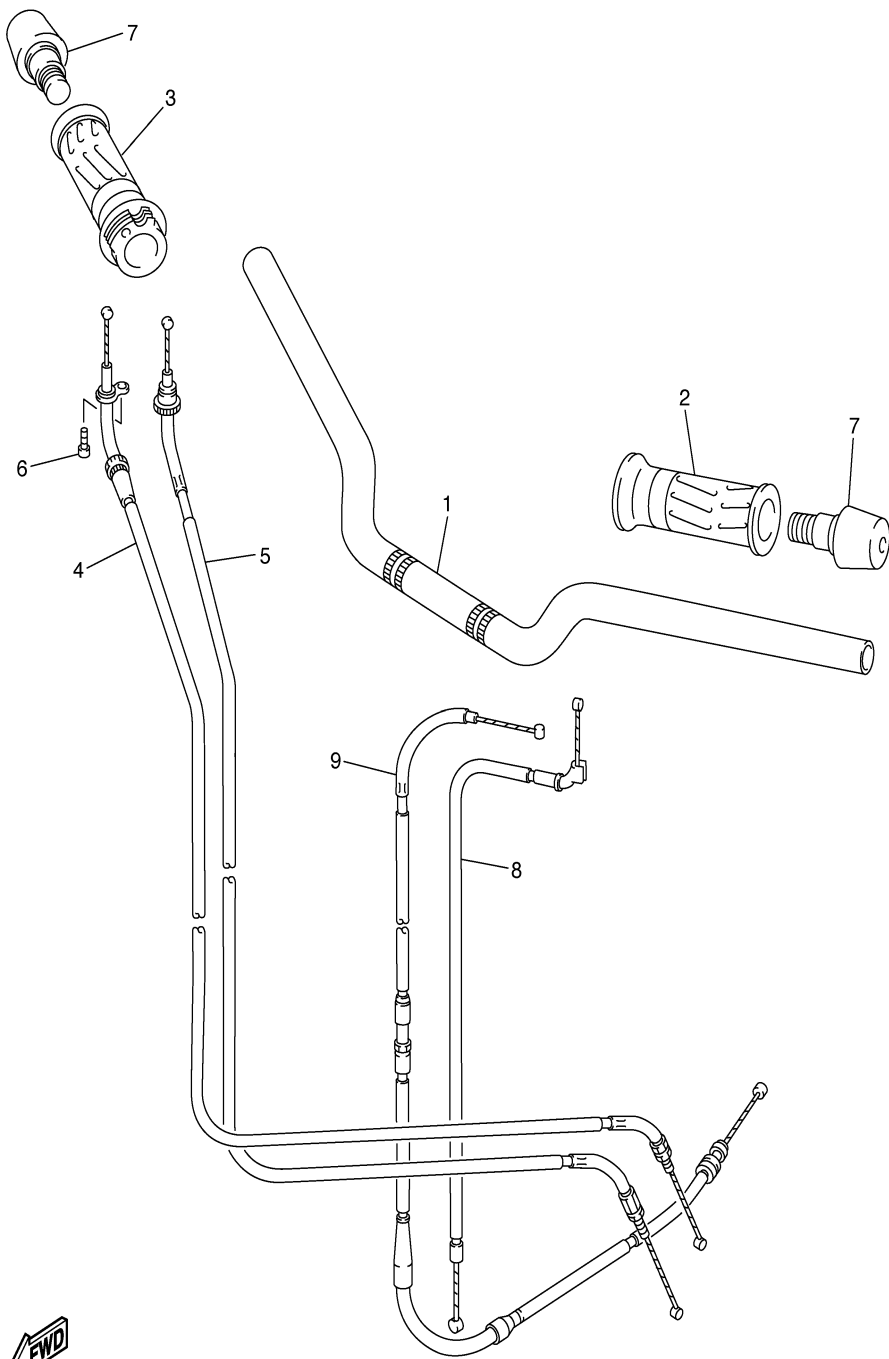
Ref. No.	Part Number	Description	Qty	Remarks
1	3GM-2582W-A0-00	DISC, REAR BRAKE 2	1	
2	90109-083G4-00	BOLT	6	
3	5LV-2580W-00-00	CALIPER ASSY, REAR 2	1	
4	5EA-W0057-50-00	.PISTON ASSY, CALIPER ...	1	
5	5EA-W0047-50-00	...CALIPER SEAL KIT	1	
6	5LV-W0046-50-00	.BRAKE PAD KIT 2	1	
7	5LV-25919-00-00	.SUPPORT, PAD	1	
8	5LV-25924-00-00	.PIN, PAD	2	
9	3GM-25925-00-00	.CLIP, PIN PAD	4	
10	1J3-W0048-00-00	.BLEED SCREW KIT	2	
11	5LV-25849-00-00	.RETAINER, CALIPER	2	
12	90105-105A0-00	BOLT, WASHER BASED	2	



5LV1300-1320

STEERING HANDLE. CABLE

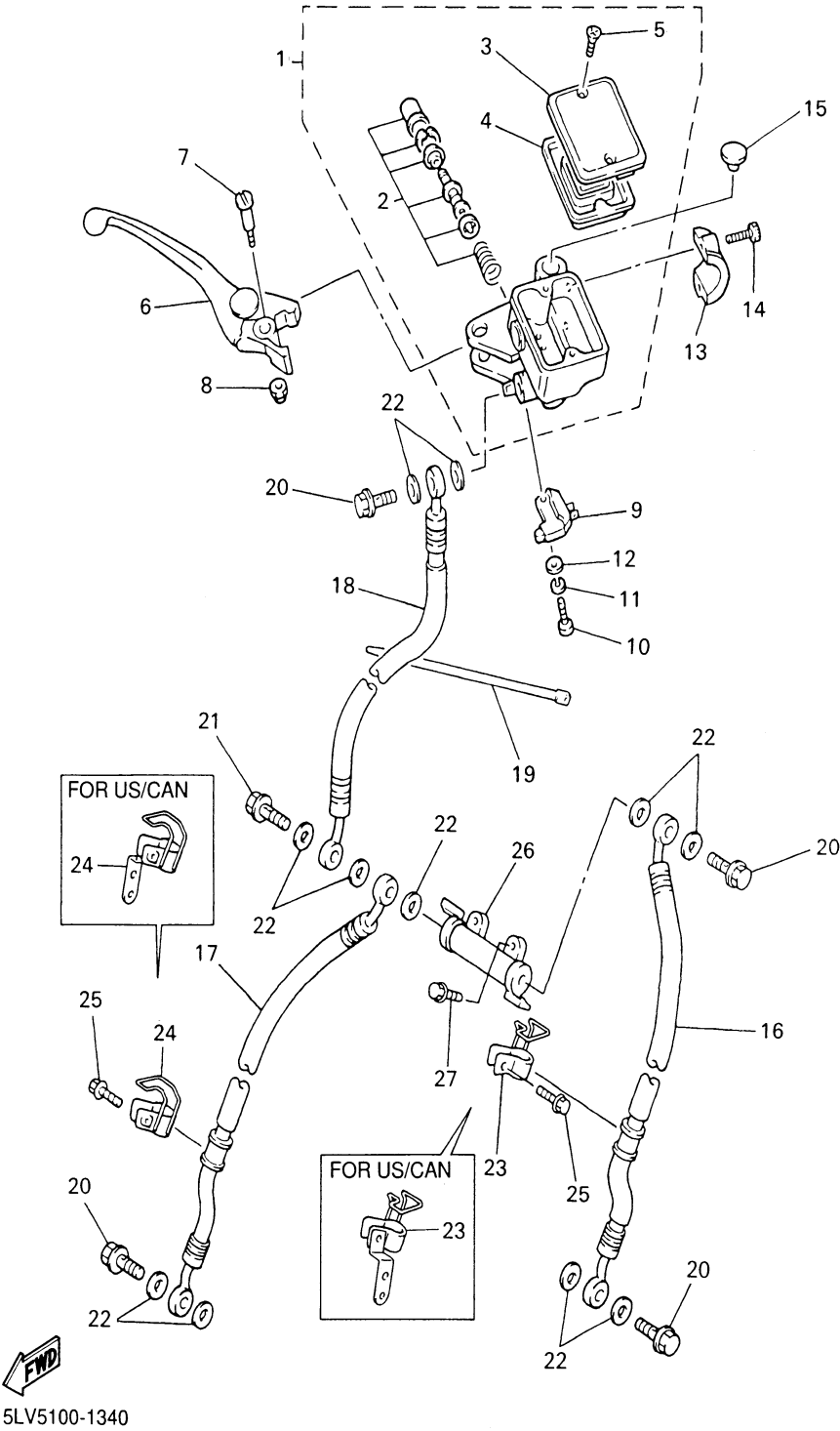
Ref. No.	Part Number	Description	Qty	Remarks
1	5LV-26111-00-00	HANDLEBAR	1	
2	4YR-26241-01-00	GRIP, LH	1	
3	4YR-26240-01-00	GRIP ASSY	1	
4	5LV-26311-00-00	CABLE, THROTTLE 1	1	
5	5LV-26312-00-00	CABLE, THROTTLE 2	1	
6	91317-05010-00	BOLT, SOCKET	1	
7	51J-26246-01-00	END, GRIP	2	
8	5LV-26330-00-00	STARTER CABLE ASSY	1	
9	5LV-26335-00-00	CABLE, CLUTCH	1	



5LV1300-1330

FRONT MASTER CYLINDER

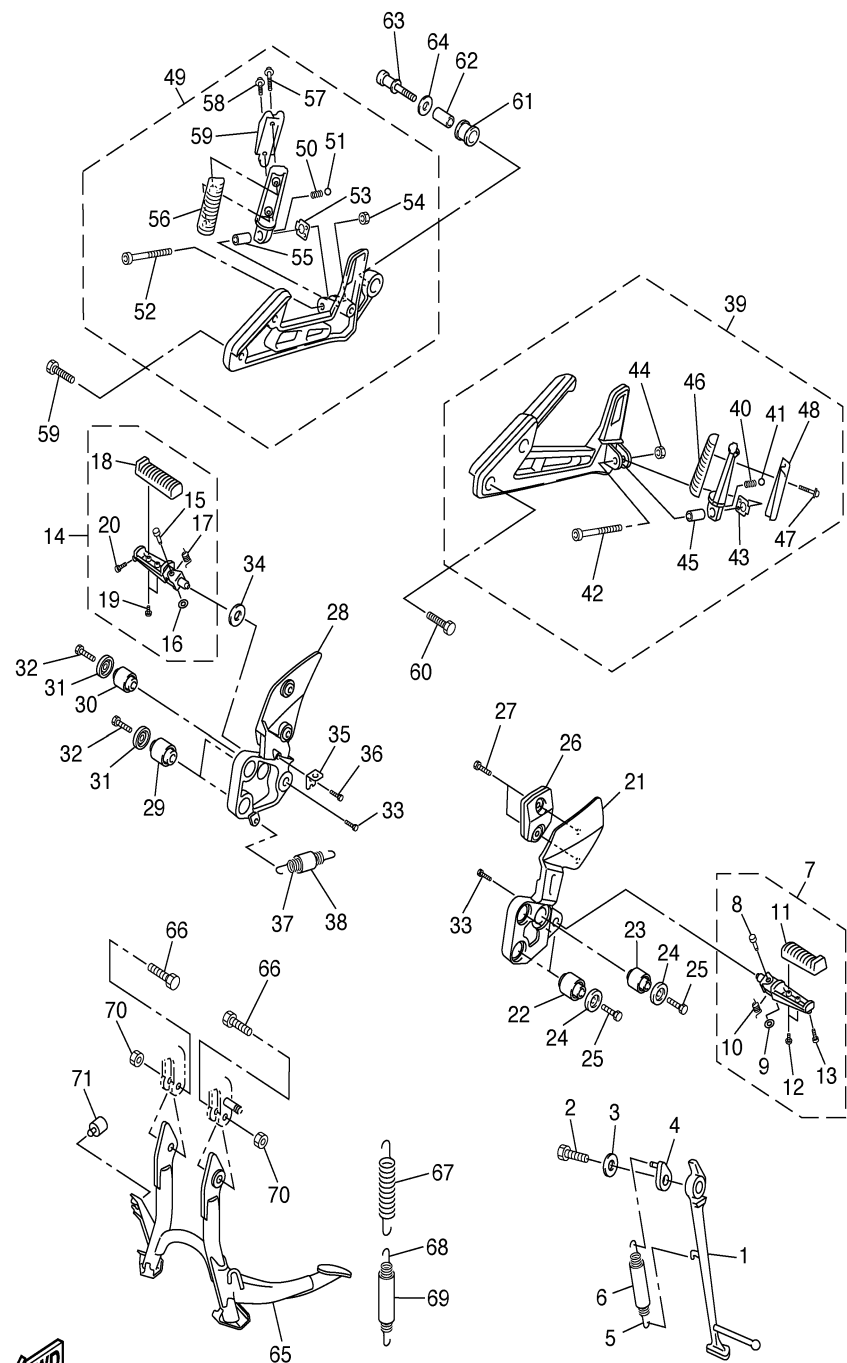
Ref. No.	Part Number	Description	Qty	Remarks
1	5DM-W2587-00-00	MASTER CYLINDER SUB ASSY	1	
2	5DM-W0041-50-00	. .CYLINDER KIT, MASTER . . .	1	
3	4HM-W2585-00-00	. .RESERVOIR CAP SET	1	
4	4HM-25854-00-00	. .DIAPHRAGM, RESERVOIR . .	1	
5	98707-04012-00	. . SCREW, FLAT	2	
6	5EB-83922-01-00	LEVER 2	1	
7	3FV-2589F-00-00	BOLT, LEVER	1	
8	95617-06100-00	. NUT, U	1	
9	3FV-83980-00-00	STOP SWITCH ASSY	1	
10	98517-04012-00	SCREW, PAN HEAD	1	
11	92990-04100-00	WASHER, SPRING	1	
12	92990-04600-00	WASHER	1	
13	4HM-25867-00-00	BRACKET, MASTER CYLINDER	1	
14	91317-06020-00	BOLT	2	
15	90338-09012-00	PLUG, SPEC'L SHAPE	1	
16	5LV-25872-00-00	HOSE, BRAKE 1	1	
17	5LV-25873-00-00	HOSE, BRAKE 2	1	
18	5LV-25874-00-00	HOSE, BRAKE	1	
19	1UA-82591-00-00	CLAMP	1	
20	90401-10172-00	BOLT, UNION	4	
21	90401-10160-00	BOLT, UNION	1	
22	90201-10118-00	WASHER, PLATE	11	
23	5LV-25875-10-00	HOLDER, BRAKE HOSE 1	1	
24	5LV-25876-10-00	HOLDER, BRAKE HOSE 2	1	
25	95817-06025-00	BOLT, FLANGE	2	
26	42H-25885-01-00	JOINT	1	
27	95027-06020-00	BOLT, FLANGE	2	



STAND. FOOTREST

Ref. No.	Part Number	Description	Qty	Remarks
1	5LV-27311-00-00	STAND, SIDE	1	
2	97017-08020-00	BOLT, HEXAGON	1	
3	90201-081R9-00	WASHER, PLATE	1	
4	36Y-27352-00-00	HOOK, SIDE STAND	1	
5	90506-20006-00	SPRING, TENSION	1	
6	90445-197J2-00	HOSE (L60)	1	
7	5LV-27410-00-00	FRONT FOOTREST ASSY (LEFT)	1	
8	90243-08029-00	. .PIN	1	
9	90201-06042-00	. WASHER, PLATE	1	
10	90508-20572-00	. .SPRING, TORSION	1	
11	4BP-27413-00-00	. .COVER, FOOTREST	1	
12	98507-05014-00	. SCREW, PAN HEAD	2	
13	90109-083E0-00	. .BOLT	1	
14	5LV-27420-00-00	FRONT FOOTREST ASSY (RIGHT)	1	
15	90243-08029-00	. .PIN	1	
16	90201-06042-00	. WASHER, PLATE	1	
17	90508-20572-00	. .SPRING, TORSION	1	
18	4BP-27413-00-00	. .COVER, FOOTREST	1	
19	98507-05014-00	. SCREW, PAN HEAD	2	
20	90109-083E0-00	. .BOLT	1	
21	5LV-27442-00-00	BRACKET 2	1	
22	1NL-27424-00-00	DAMPER, FOOTREST 2	2	
23	3KJ-14737-00-00	DAMPER, MUFFLER	1	
24	90209-08295-00	WASHER, SPEC'L SHAPE	3	
25	92017-08030-00	BOLT, BUTTON	3	
26	5LV-2622H-00-00	WEIGHT	1	
27	92017-06014-00	BOLT, BUTTON	2	

CONTINUED ON NEXT FRAME ►

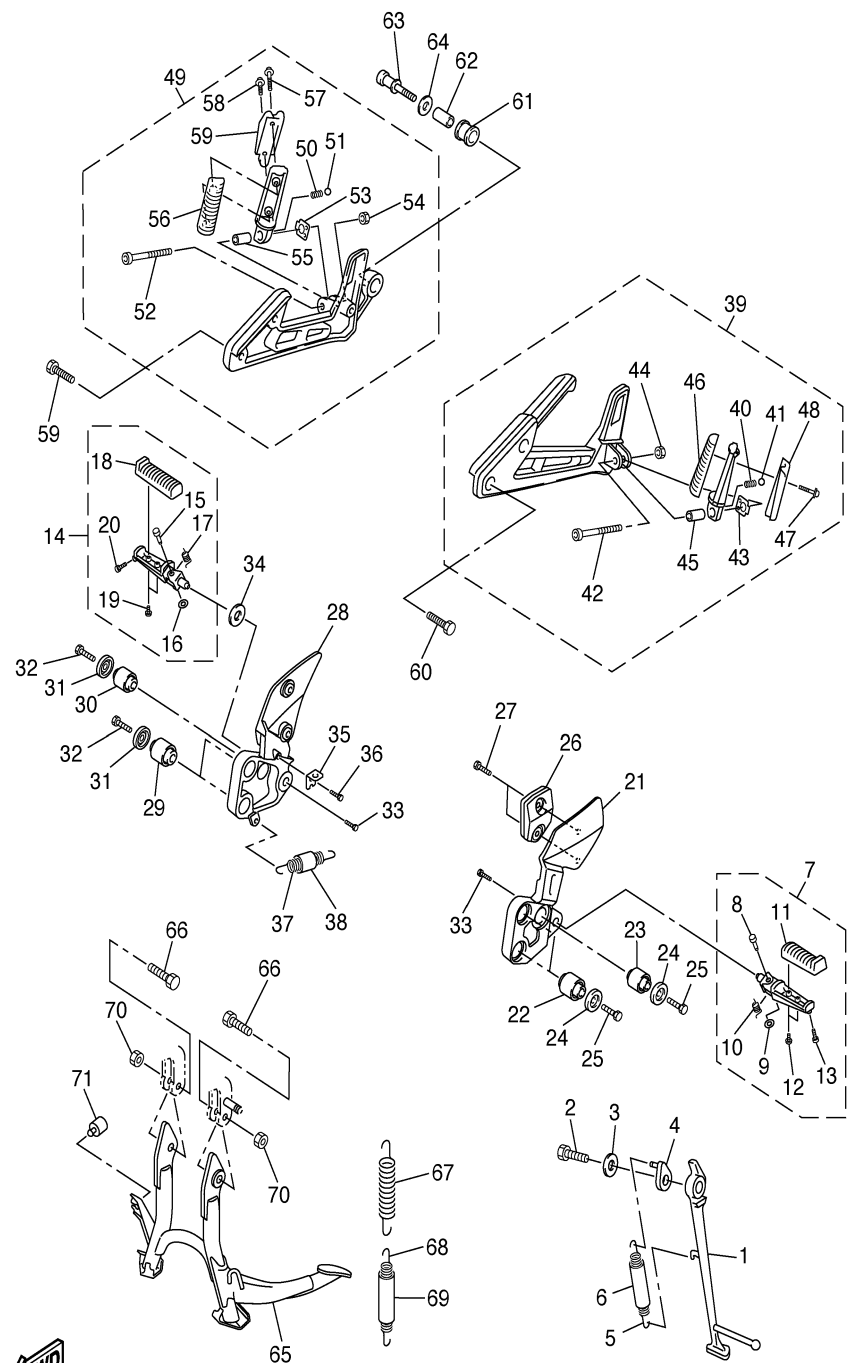


5LV1300-1350

STAND. FOOTREST

Ref. No.	Part Number	Description	Qty	Remarks
28	5LV-27443-01-00	BRACKET 3	1	
29	1NL-27424-00-00	DAMPER, FOOTREST 2	2	
30	3KJ-14737-00-00	DAMPER, MUFFLER	1	
31	90209-08295-00	WASHER, SPEC'L SHAPE	3	
32	92017-08030-00	BOLT, BUTTON	3	
33	90109-103A9-00	BOLT	2	
34	90206-17084-00	WASHER, WAVE	1	
35	4DN-2144G-00-00	STAY, STOP SWITCH	1	
36	98517-06008-00	SCREW, PAN HEAD	1	
37	90506-20377-00	SPRING, TENSION	1	
38	90446-17346-00	HOSE	1	
39	5LV-27430-00-00	REAR FOOTREST ASSY 1	1	
40	90501-15001-00	. .SPRING, COMPRESSION ...	1	
41	93501-04011-00	. BALL	1	
42	91314-06040-00	. BOLT, SOCKET	1	
43	5JJ-27437-00-00	. .WASHER, SPECIAL	1	
44	95604-06200-00	. .NUT, U	1	
45	90387-06014-00	. .COLLAR	1	
46	4BP-27413-00-00	. .COVER, FOOTREST	1	
47	97607-05230-00	. .SCREW, WITH WASHER ...	2	
48	5LV-2741A-00-00	. .ARM 1	1	
49	5LV-27440-00-00	REAR FOOTREST ASSY 2	1	
50	90501-15001-00	. .SPRING, COMPRESSION ...	1	
51	93501-04011-00	. BALL	1	
52	91314-06040-00	. BOLT, SOCKET	1	
53	5JJ-27437-00-00	. .WASHER, SPECIAL	1	
54	95604-06200-00	. NUT, U	1	
55	90387-06014-00	. .COLLAR	1	
56	4BP-27413-00-00	. .COVER, FOOTREST	1	

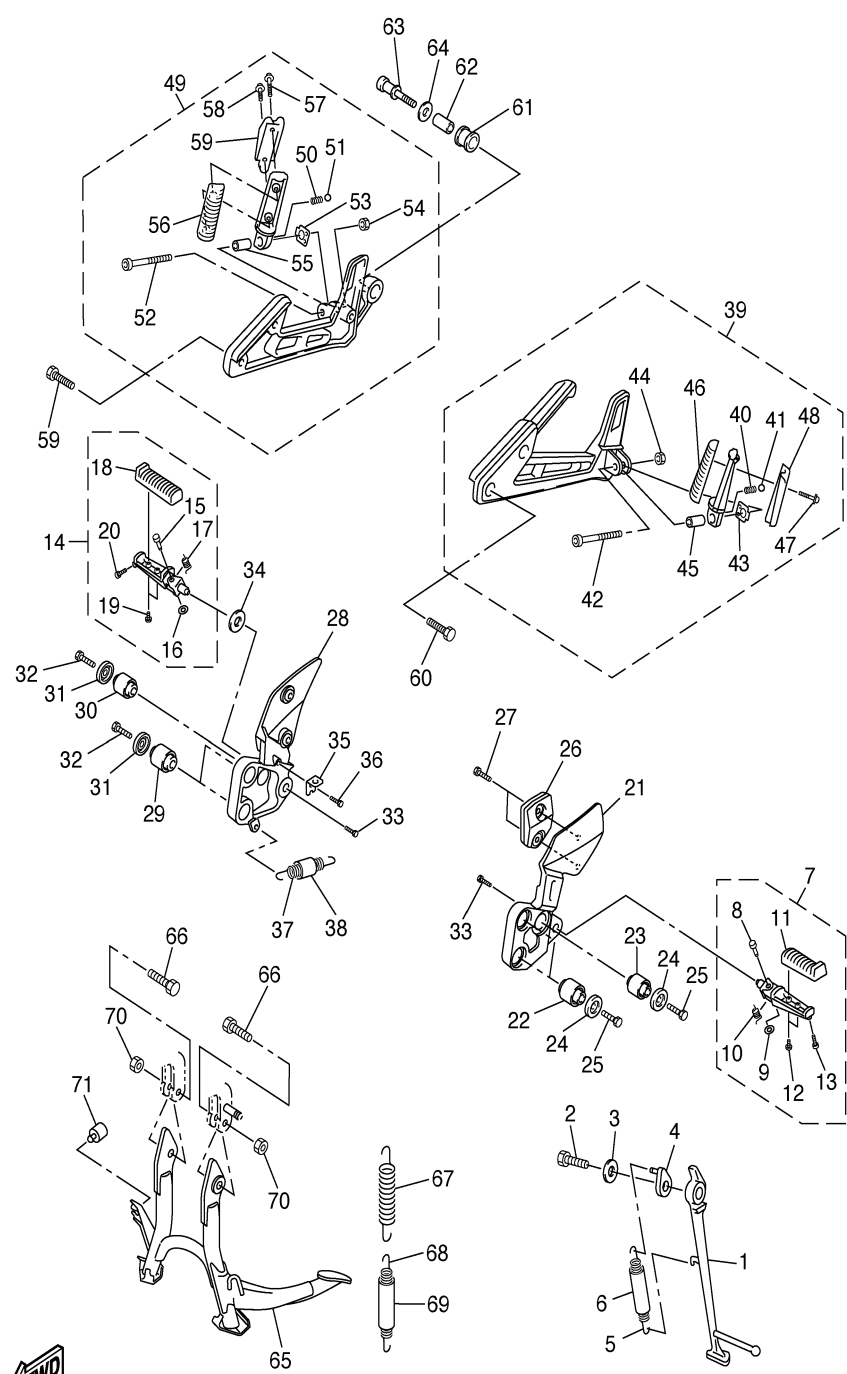
CONTINUED ON NEXT FRAME ➤



5LV1300-1350

STAND. FOOTREST

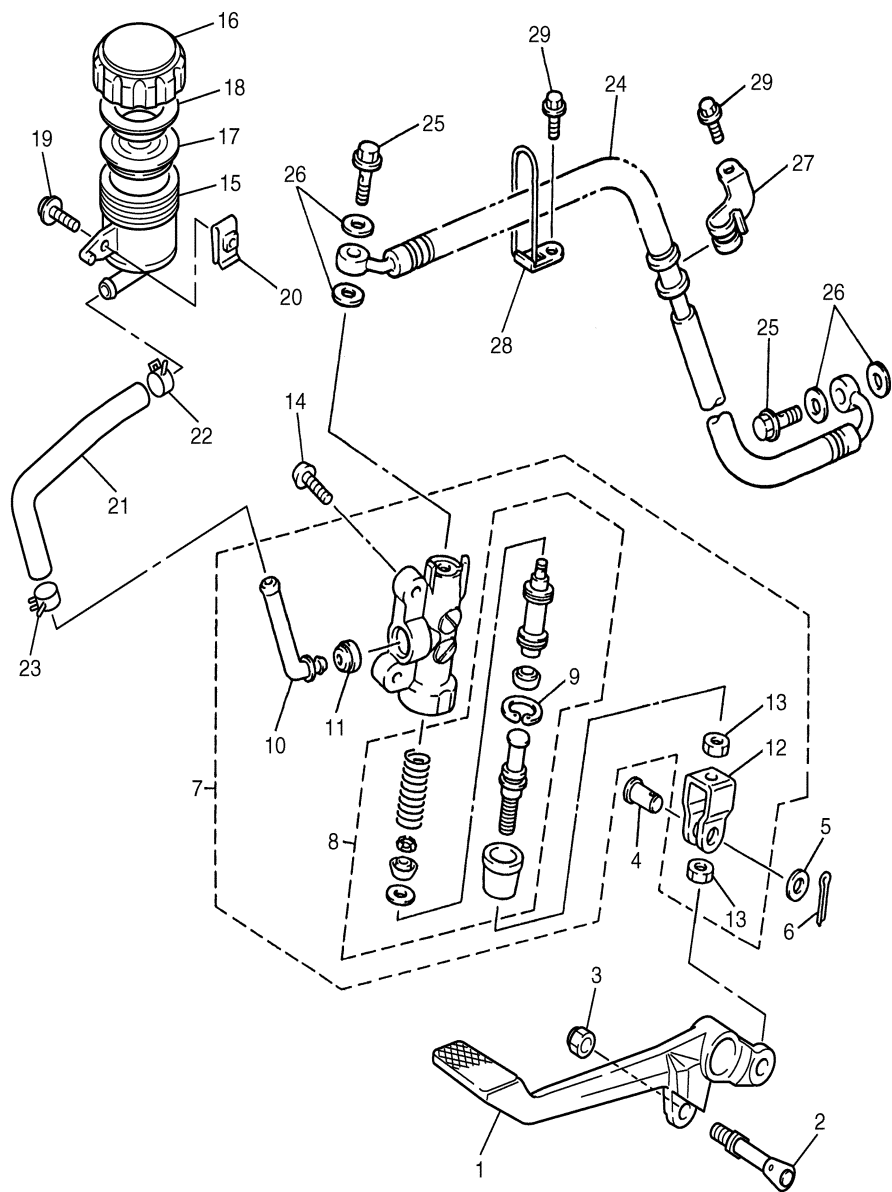
Ref. No.	Part Number	Description	Qty	Remarks
57	97607-05230-00	.. SCREW, WITH WASHER ...	1	
58	90159-05004-00	..SCREW, WITH WASHER	1	
59	5LV-2741E-01-00	..ARM 2	1	
60	90109-087F1-00	BOLT	4	
61	36Y-27424-00-00	DAMPER, FOOTREST 2	1	
62	90387-10636-00	COLLAR	1	
63	5LV-27217-00-00	BOLT	1	
64	90201-10669-00	WASHER, PLATE	1	
65	5LV-27111-00-00	STAND, MAIN	1	
66	90109-100E6-00	BOLT	2	
67	90506-40508-00	SPRING, TENSION	1	
68	90506-23509-00	SPRING, TENSION	1	
69	90445-170K9-00	HOSE (L60)	1	
70	90185-10091-00	NUT, SELF-LOCKING	2	
71	1A0-27114-00-00	STOPPER, MAIN STAND	1	



5LV1300-1350

REAR MASTER CYLINDER

Ref. No.	Part Number	Description	Qty	Remarks
1	5LV-27211-00-00	PEDAL, BRAKE	1	
2	5LV-27813-00-00	PIN, PEDAL CRANK	1	
3	95680-08100-00	NUT, U	1	
4	90240-08124-00	PIN, CLEVIS	1	
5	90201-08083-00	WASHER, PLATE	1	
6	91490-20015-00	PIN, COTTER	1	
7	4BP-2583V-00-00	RR. MASTER CYLINDER ASSY.	1	
8	3TU-W0042-51-00	.. CYLINDER KIT, MASTER ...	1	
9	3LN-2585G-00-00 CIRCLIP, MASTER CYLINDER	1	
10	4BP-2582A-00-00	.. CONNECTOR	1	
11	4BP-2585F-00-00	.. O-RING	1	
12	4BP-27222-00-00	.. JOINT	1	
13	95317-08700-00	. NUT	2	
14	92014-08020-00	BOLT, BUTTON HEAD	2	
15	47X-25894-00-00	TANK, RESERVOIR	1	
16	2KF-25852-50-00	CAP, RESERVOIR	1	
17	360-25854-01-00	DIAPHRAGM, RESERVOIR ...	1	
18	2GU-25855-00-00	BUSH, DIAPHRAGM	1	
19	98517-06020-00	SCREW, PAN HEAD	1	
20	90183-06069-00	NUT, SPRING	1	
21	5LV-25895-00-00	HOSE, RESERVOIR	1	
22	90467-13123-00	CLIP	1	
23	90467-14057-00	CLIP, SCISSOR	1	
24	5LV-2581K-00-00	HOSE, BRAKE 5	1	
25	90401-10172-00	BOLT, UNION	2	
26	90201-10118-00	WASHER, PLATE	4	
27	4FM-25876-00-00	HOLDER, BRAKE HOSE 2	1	
28	4BH-25886-01-00	HOLDER, BRAKE HOSE	1	

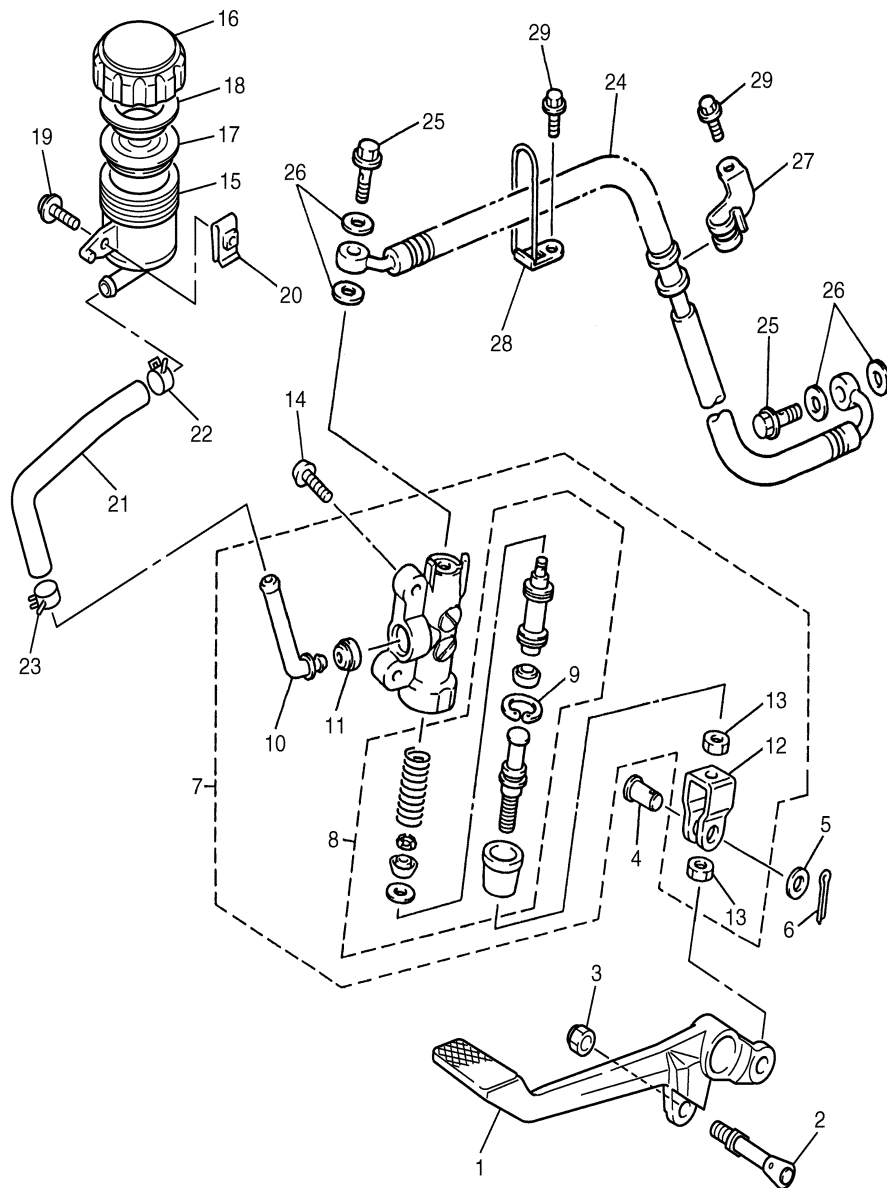



5LVB100-2360

CONTINUED ON NEXT FRAME ➤

REAR MASTER CYLINDER

Ref. No.	Part Number	Description	Qty	Remarks
29	95817-06010-00	BOLT, FLANGE	2	

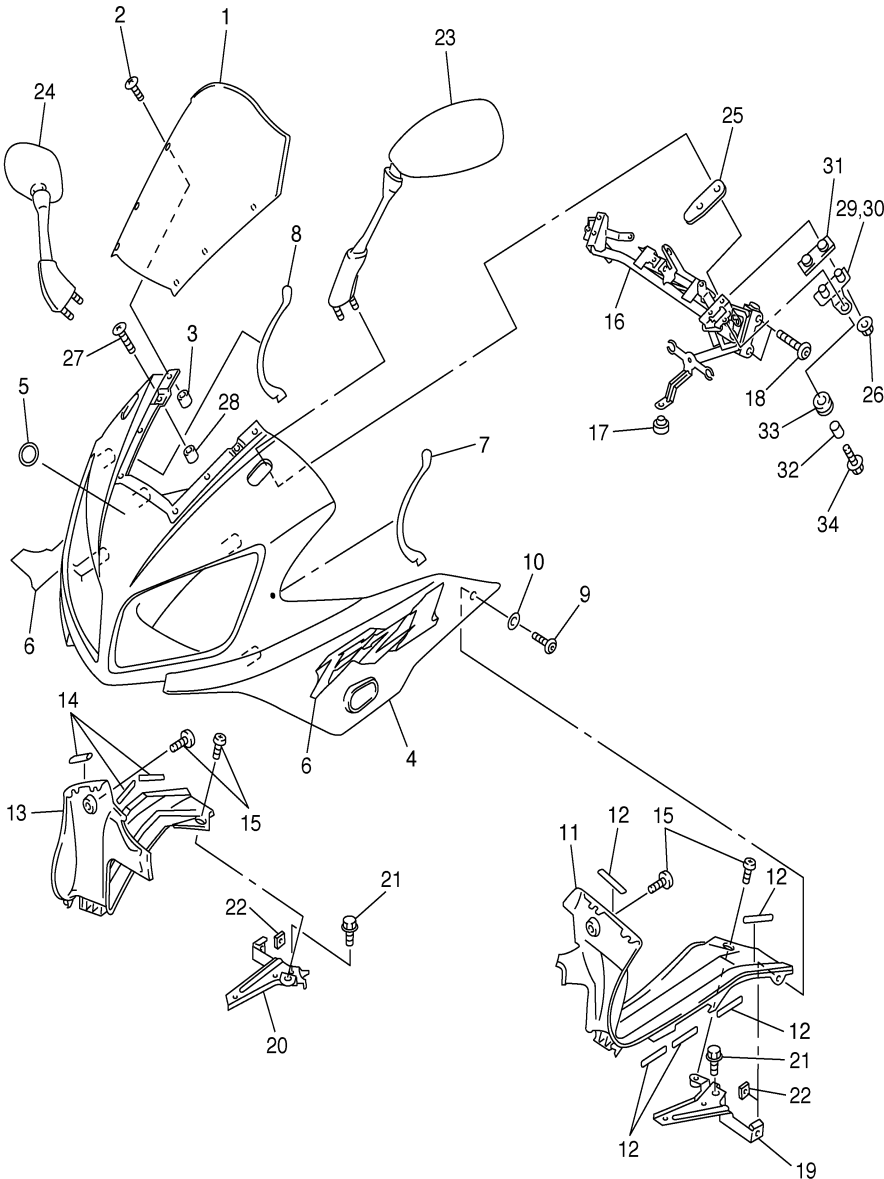


5LVB100-2360

COWLING 1

Ref. No.	Part Number	Description	Qty	Remarks
1	5LV-28381-10-00	WINDSHIELD	1	
2	90150-05023-00	SCREW, ROUND HEAD	6	
3	90179-05523-00	NUT, SPEC'L SHAPE	6	
4	5LV-2835G-00-4B	BODY, FRONT UPPER 1	1	UR BL2
	5LV-2835G-00-P0	BODY, FRONT UPPER 1	1	UR DPBMC
	5LV-2835G-00-P2	BODY, FRONT UPPER 1	1	UR S3
5	5LV-2836B-00-00	TUNING FORK MARK	1	
6	5LV-28328-00-00	EMBLEM	2	UR FOR BL2
	5LV-28328-20-00	EMBLEM	2	UR FOR S3
	5LV-28328-10-00	EMBLEM	2	UR FOR DPBMC
7	5LV-28307-00-00	SEAL	1	
8	5LV-28307-10-00	SEAL	1	
9	90110-06200-00	BOLT, HEXAGON SOCKET HEAD	2	
10	90202-06170-00	WASHER, NYLON	2	
11	5LV-2836K-00-00	PANEL, INNER 1	1	
12	5LV-2834E-00-00	DAMPER	5	
13	5LV-2836L-00-00	PANEL, INNER 2	1	
14	5LV-2834E-00-00	DAMPER	5	
15	90154-05013-00	SCREW, BINDING	4	
16	5LV-28356-00-00	STAY 1	1	
17	18A-24724-00-00	DAMPER, SEAT	1	
18	92017-08035-00	BOLT, HEXAGON SOCKET HEAD	2	
19	5LV-2836A-00-00	BRACKET 1	1	
20	5LV-2836E-00-00	BRACKET 2	1	
21	95817-06010-00	BOLT, FLANGE	2	
22	90173-06017-00	NUT, SQUARE	2	
23	5LV-26280-00-00	REAR VIEW MIRROR ASSY (LEFT)	1	

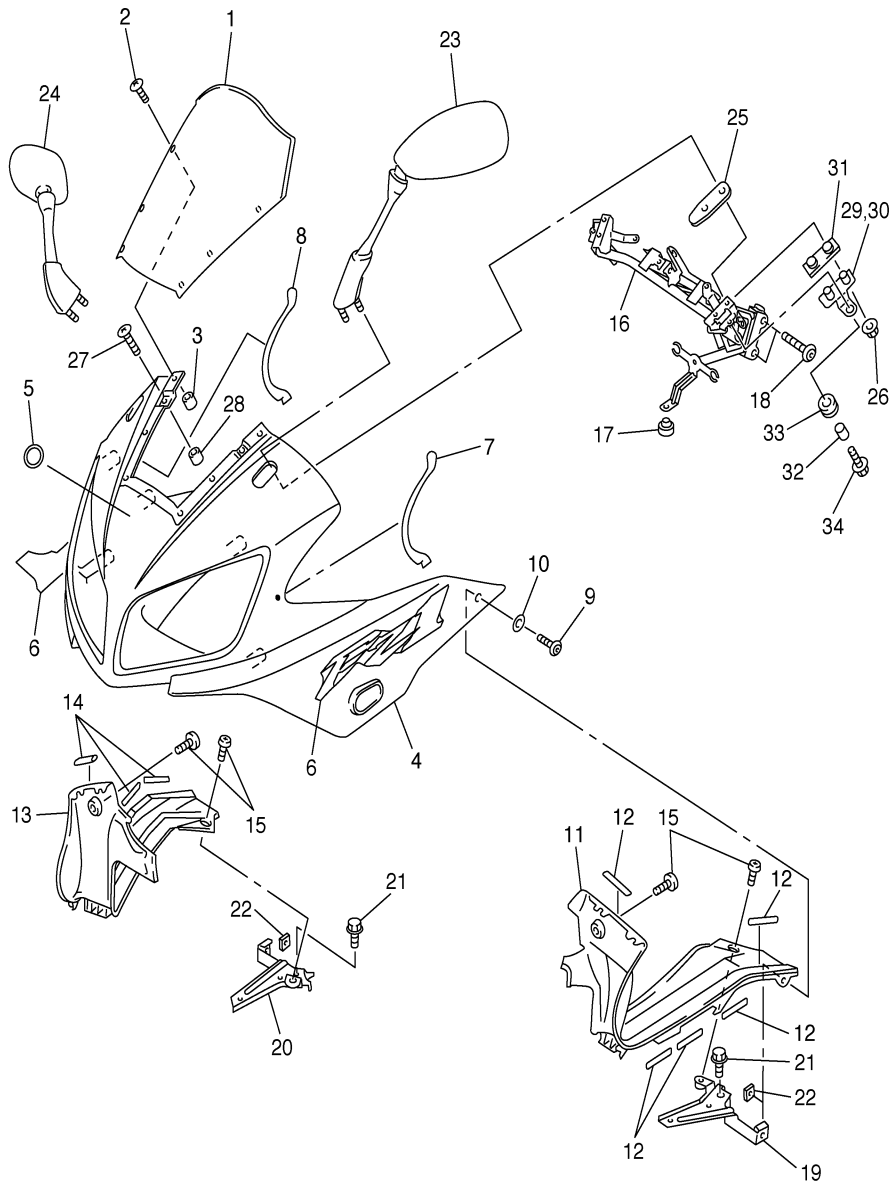
CONTINUED ON NEXT FRAME ►



5LVB100-2370

COWLING 1

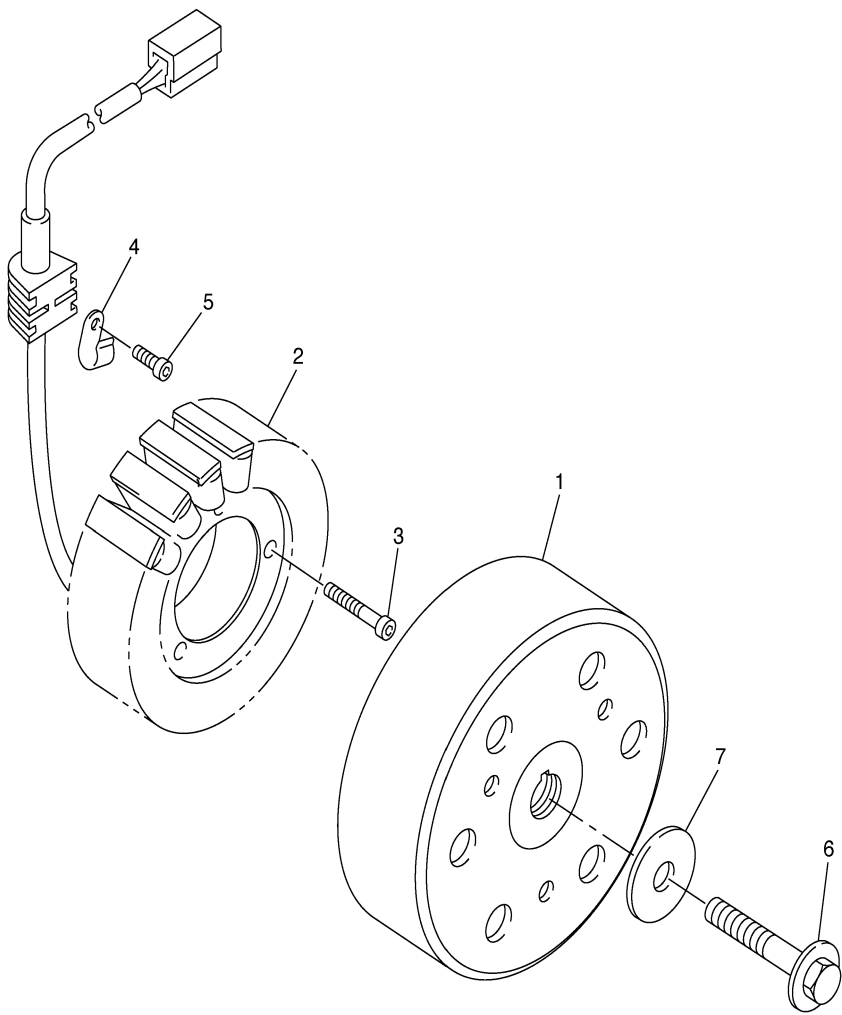
Ref. No.	Part Number	Description	Qty	Remarks
24	5LV-26290-00-00	REAR VIEW MIRROR ASSY (RIGHT)	1	
25	4SV-26298-00-00	PLATE, MIRROR FITTING 1 ...	2	
26	95707-06500-00	NUT, FLANGE	4	
27	90154-05007-00	SCREW, BINDING	2	
28	90179-05523-00	NUT, SPEC'L SHAPE	2	
29	5LV-28336-00-00	PLATE	1	
30	5LV-28337-00-00	HOLDER	1	
31	5LV-28371-00-00	DAMPER	2	
32	90560-06201-00	SPACER	2	
33	90480-13003-00	GROMMET	2	
34	90105-06696-00	BOLT, WASHER BASED	2	




5LVB100-2370

GENERATOR

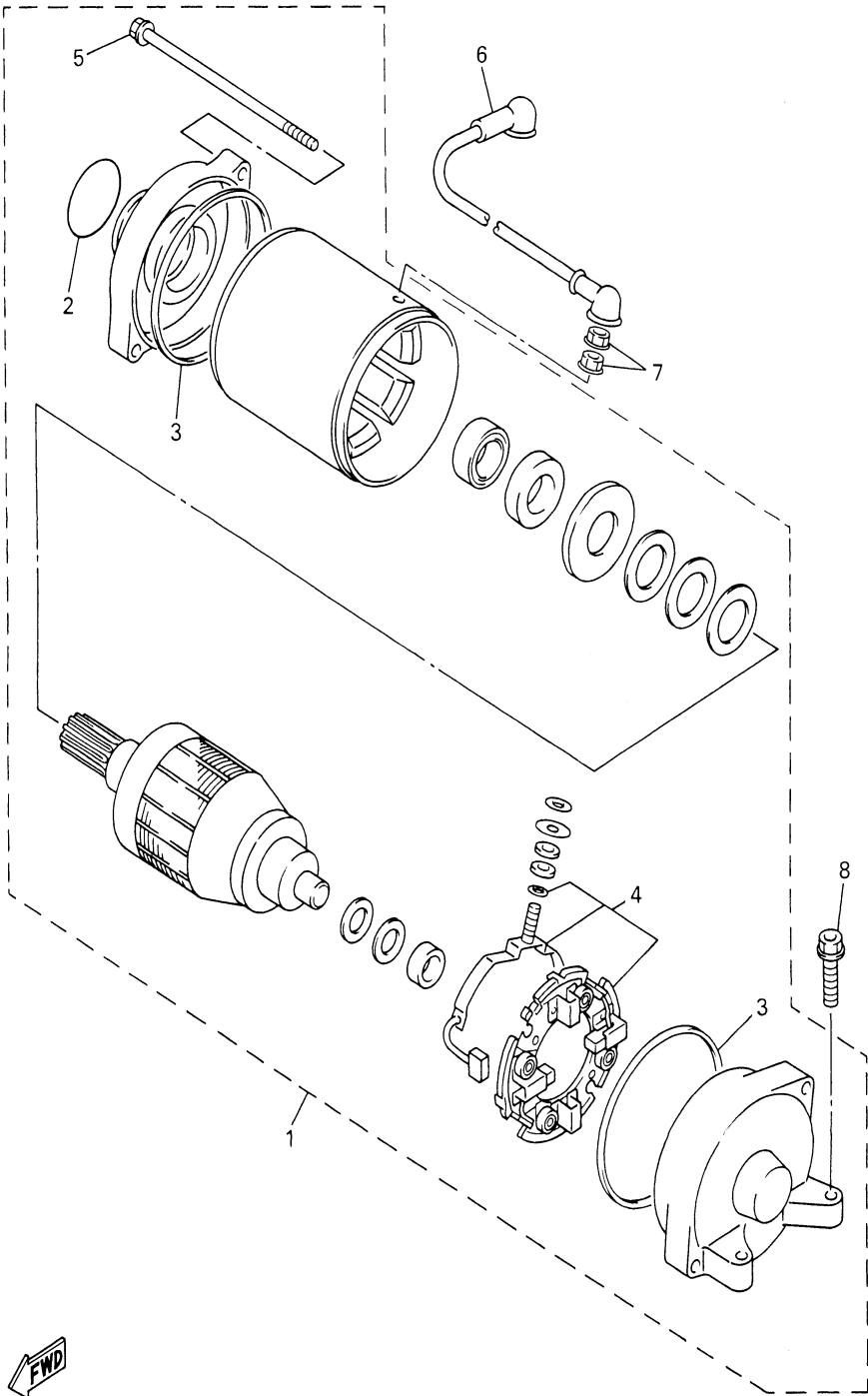
Ref. No.	Part Number	Description	Qty	Remarks
1	4XV-81450-00-00	ROTOR ASSY	1	
2	5LV-81410-00-00	STATOR ASSY	1	
3	90149-06013-00	SCREW	3	
4	90462-10182-00	CLAMP	1	
5	91317-06012-00	BOLT	1	
6	90105-105A6-00	BOLT, WASHER BASED	1	
7	90201-103U7-00	WASHER, PLATE	1	



5LV1300-1380

STARTING MOTOR

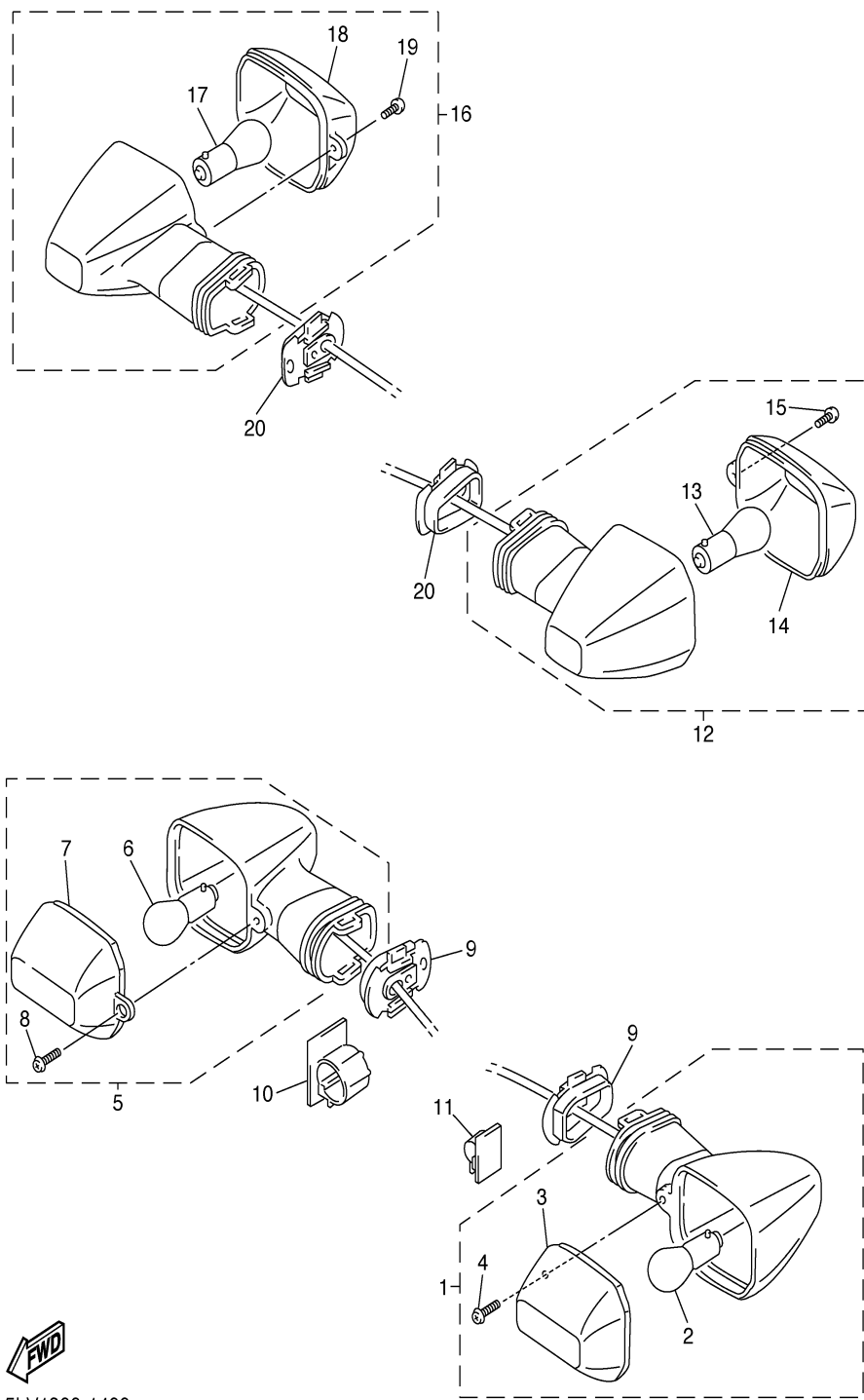
Ref. No.	Part Number	Description	Qty	Remarks
1	4XV-81890-00-00	MOTOR ASSY	1	
2	93210-24235-00	.. O-RING	1	
3	11H-81844-00-00	.. GASKET	2	
4	3AJ-81801-00-00	.. BRUSH SET	1	
5	3AJ-81826-00-00	.. BOLT	2	
6	5LV-81815-00-00	CORD, STARTER MOTOR	1	
7	4XV-8182A-00-00	NUT	2	
8	95024-06025-00	BOLT, FLANGE	2	



5LV1300-1390

FLASHER LIGHT

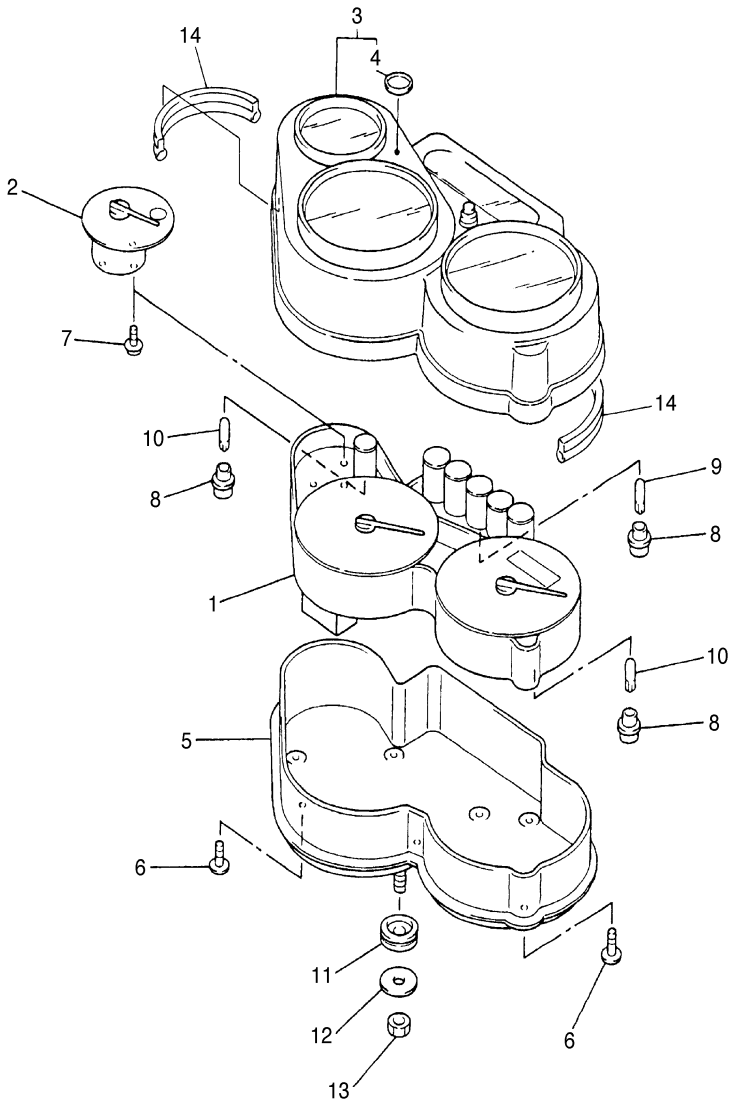
Ref. No.	Part Number	Description	Qty	Remarks
1	5LV-83310-00-00	FRONT FLASHER LIGHT ASSY 1	1	
2	256-84714-61-00	. BULB (12V-21/5W)	1	
3	4JH-83332-10-00	. LENS, FLASHER	1	
4	97707-40610-00	. . SCREW, TAPPING	1	
5	5LV-83320-00-00	FRONT FLASHER LIGHT ASSY 2	1	
6	256-84714-61-00	. BULB (12V-21/5W)	1	
7	4JH-83342-10-00	. LENS, FLASHER 2	1	
8	97707-40610-00	. . SCREW, TAPPING	1	
9	5DM-8331L-00-00	PLATE, STOPPER	2	
10	90464-20003-00	CLAMP	1	
11	90464-62085-00	CLAMP	1	
12	5LV-83330-10-00	REAR FLASHER LIGHT ASSY 1	1	
13	256-83311-70-XX	. . BULB (12V-27W)	1	
14	4JH-83342-10-00	. LENS, FLASHER 2	1	
15	97707-40610-00	. . SCREW, TAPPING	1	
16	5LV-83340-10-00	FLASHER LIGHT ASSY 2	1	
17	256-83311-70-XX	. . BULB (12V-27W)	1	
18	4JH-83332-10-00	. LENS, FLASHER	1	
19	97707-40610-00	. . SCREW, TAPPING	1	
20	5DM-8331L-00-00	PLATE, STOPPER	2	



5LV1300-1400

METER

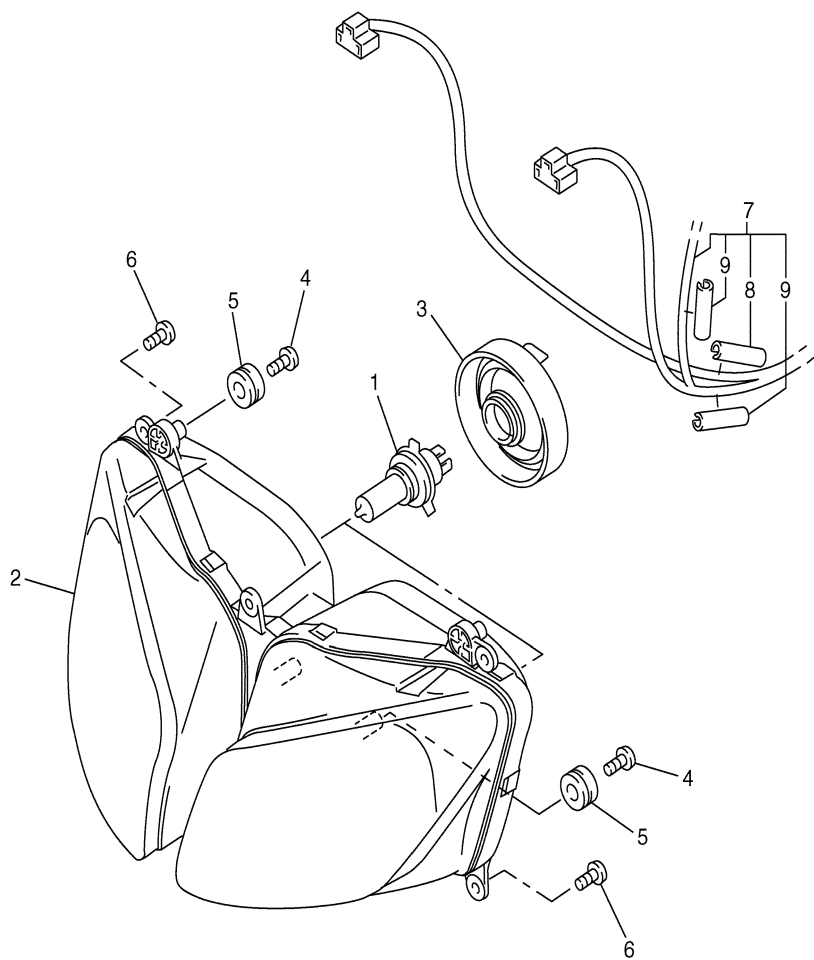
Ref. No.	Part Number	Description	Qty	Remarks
1	5LV-83570-10-00	SPEEDOMETER ASSY	1	MILE
2	5LV-85750-00-00	FUEL METER ASSY	1	
3	5LV-8353E-00-00	CASE, METER UPPER	1	
4	5DM-2341B-00-00	. .EMBLEM	1	
5	5LV-83572-00-00	CASE, SPEEDOMETER LOWER	1	
6	97707-40018-00	SCREW, TAPPING	7	
7	4YR-8362Y-00-00	SCREW, SPECIAL	3	
8	4YR-83534-00-00	SOCKET, NEUTRAL	9	
9	4YR-83517-00-00	BULB (12V-1.4W T5)	5	
10	4YR-83517-10-00	BULB (12V-2W T5)	4	
11	90480-14585-00	GROMMET	3	
12	90201-065F3-00	WASHER, PLATE	3	
13	95317-06600-00	NUT	3	
14	5LV-28346-10-00	MOLE 2	2	



5LV8300-2410

HEADLIGHT

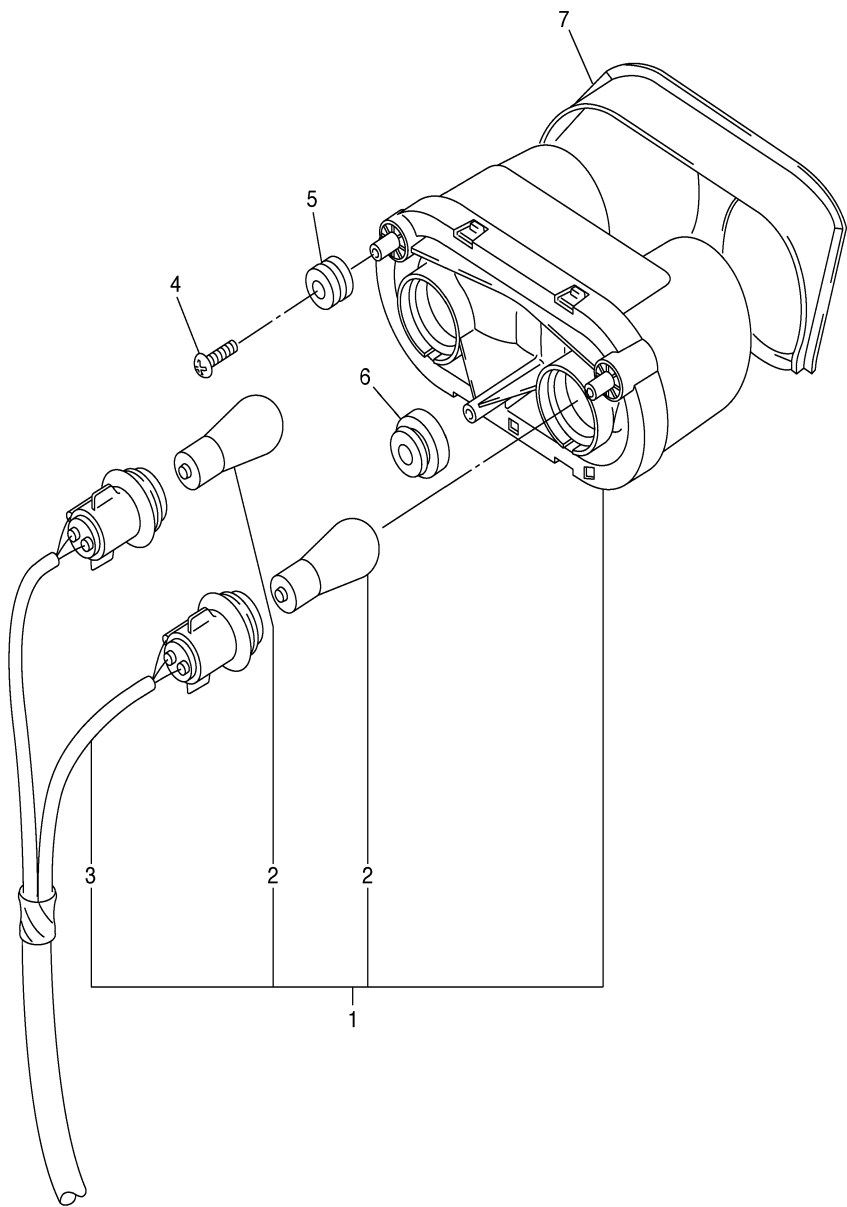
Ref. No.	Part Number	Description	Qty	Remarks
1	5V0-84314-00-XX	BULB (12V-60/55W)	2	
2	5LV-84310-20-00	HEADLIGHT UNIT ASSY	1	
3	5LV-84397-00-00	COVER, SOCKET	2	
4	90164-05014-00	SCREW, TAPPING	4	
5	90480-14229-00	GROMMET	4	
6	97707-50016-00	SCREW, TRUSS	5	
7	5LV-84359-11-00	CORD, HEADLIGHT	1	
8	5LV-84559-00-00	..DAMPER	1	
9	5LV-84553-00-00	..DAMPER	2	



5LV5100-1420

TAILLIGHT

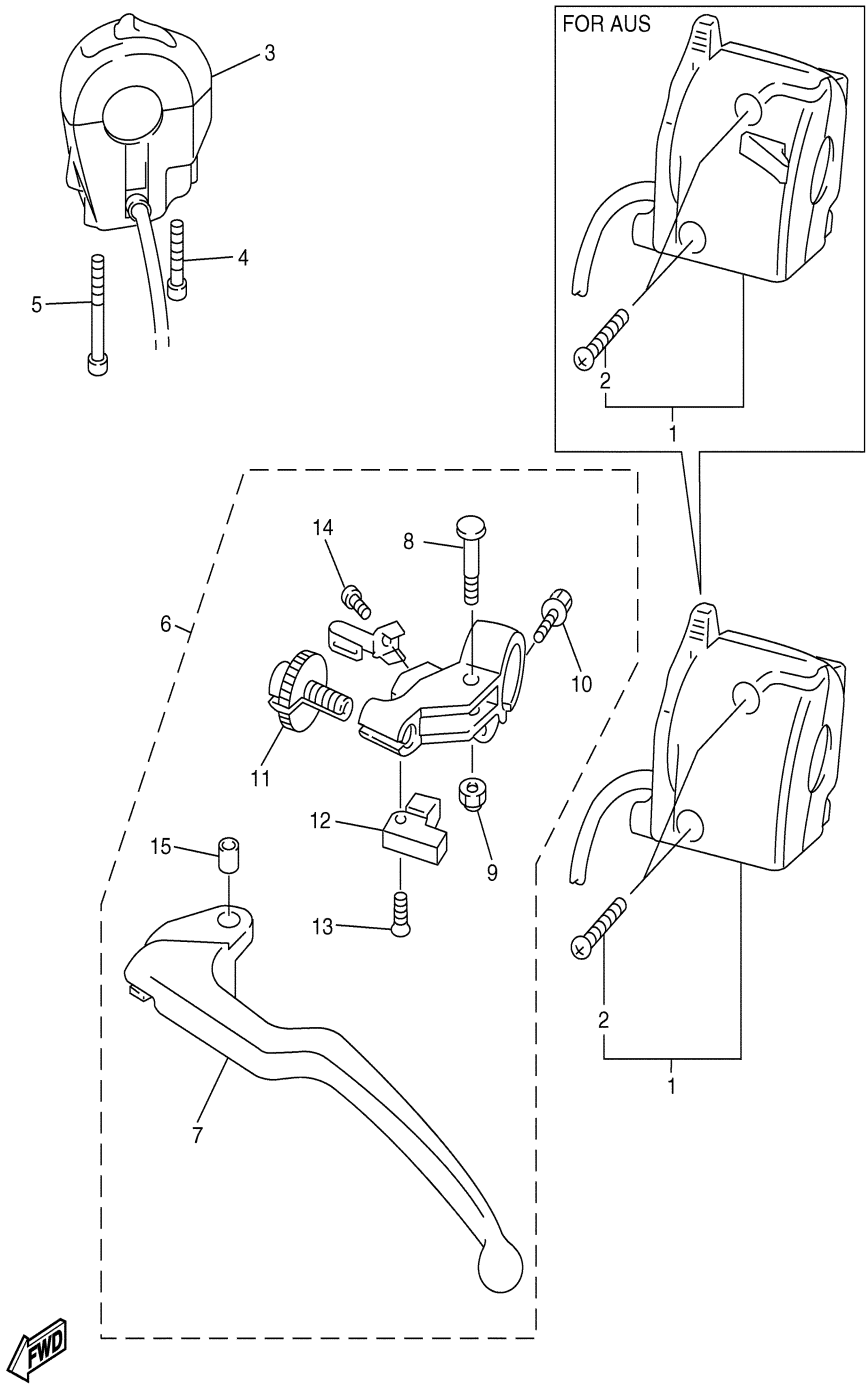
Ref. No.	Part Number	Description	Qty	Remarks
1	5JJ-84710-11-00	TAILLIGHT UNIT ASSY	1	
2	1A2-84714-41-00	.. BULB	2	
3	5JJ-84755-00-00	.. CORD ASSY	1	
4	90164-05014-00	SCREW, TAPPING	3	
5	4XV-83513-00-00	DAMPER	2	
6	90480-18171-00	GROMMET	1	
7	5LV-21669-00-00	SEAL	1	



5LV1300-1430

HANDLE SWITCH. LEVER

Ref. No.	Part Number	Description	Qty	Remarks
1	5LV-83973-00-00	SWITCH, HANDLE 3	1	
2	98507-05025-00	. SCREW, PAN HEAD	2	
3	5LV-83975-01-00	SWITCH, HANDLE 2	1	
4	91317-05030-00	BOLT	1	
5	91317-05050-00	BOLT	1	
6	5LV-82910-00-00	LEVER HOLDER ASSY (LEFT)	1	
7	4XV-83912-11-00	..LEVER 1	1	
8	4XV-83945-00-00	..BOLT, LEVER	1	
9	95617-06100-00	..NUT, U	1	
10	95027-06020-00	..BOLT, FLANGE	1	
11	5LV-83951-00-00	..BOLT, CABLE ADJUSTING ..	1	
12	3YX-82917-00-00	..SWITCH	1	
13	98704-03020-00	..SCREW, FLAT HEAD	1	
14	98507-04010-00	..SCREW, PAN HEAD	1	
15	5JJ-83913-00-00	..COLLAR, LEVER 1	1	

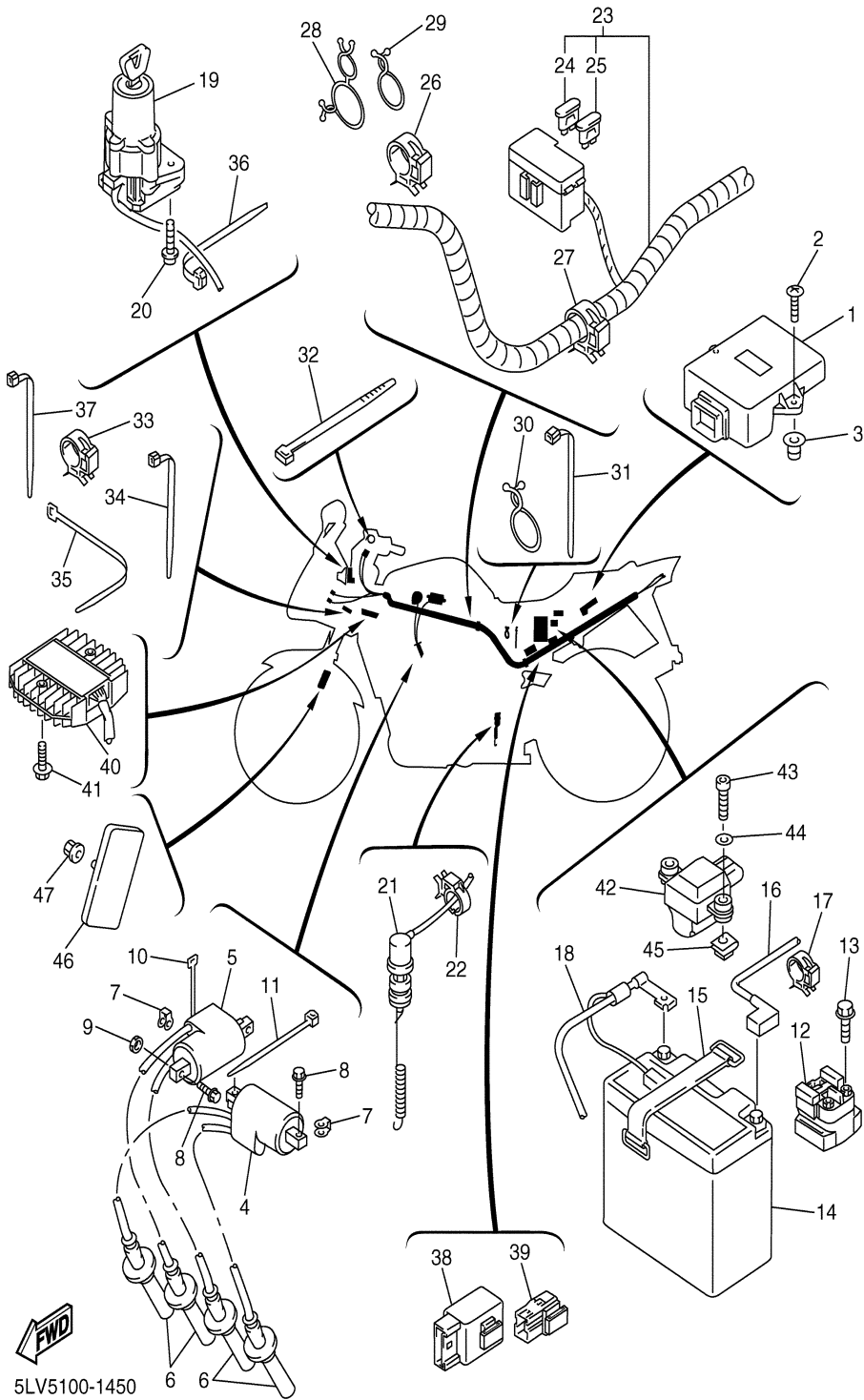


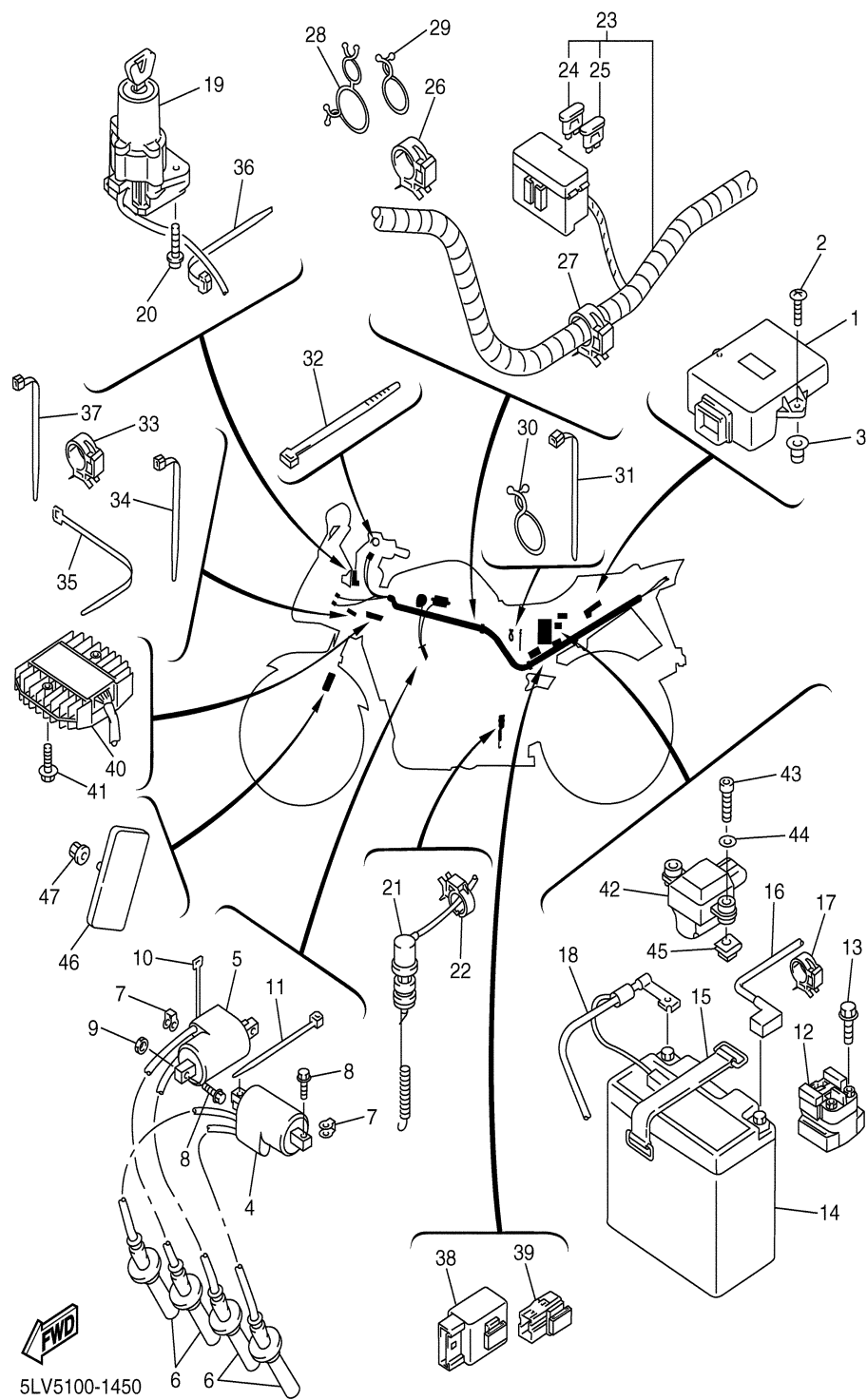
5LV5100-1440

ELECTRICAL 1

Ref. No.	Part Number	Description	Qty	Remarks
1	5LV-82305-30-00	IGNITOR UNIT ASSY	1	
2	90167-05078-0	SCREW, TAPPING	2	
3	90269-08058-00	RIVET, SPEC'L SHAPE	2	
4	5LV-82310-00-00	IGNITION COIL ASSY	1	
5	5LV-82320-00-00	IGNITION COIL ASSY	1	
6	4XV-82370-01-00	PLUG CAP ASSY	4	
7	5LV-82317-00-00	DAMPER, IGNITION COIL	4	
8	97080-06020-00	BOLT	4	
9	95380-06600-00	.NUT, HEXAGON	1	
10	25G-83936-01-00	BAND SWITCH CORD	1	
11	90464-15195-00	CLAMP	1	
12	4YR-81940-00-00	STARTER RELAY ASSY	1	
13	95027-06008-00	BOLT, SMALL FLANGE	2	
14	5EA-82100-10-00	BATTERY (GT14B-4) GS BATTERY	1	
15	26L-82131-00-00	BAND, BATTERY	1	
16	5LV-82115-00-00	WIRE, PLUS LEAD	1	
17	90464-10190-00	CLAMP	1	
18	5LV-82116-10-00	WIRE, MINUS LEAD	1	
19	5LV-82501-10-00	MAIN SWITCH STEERING LOCK	1	
20	90109-080G5-00	BOLT	2	
21	5LV-82530-00-00	STOP SWITCH ASSY	1	
22	90464-08189-00	CLAMP	1	
23	5LV-82590-10-00	WIRE HARNESS ASSY	1	
24	5JJ-82151-30-00	. FUSE (10A-BL)	3	
25	5JJ-82151-20-00	. .FUSE (20A-BL)	4	
26	90464-25217-00	CLAMP	2	
27	90464-25217-00	CLAMP	1	

CONTINUED ON NEXT FRAME ►





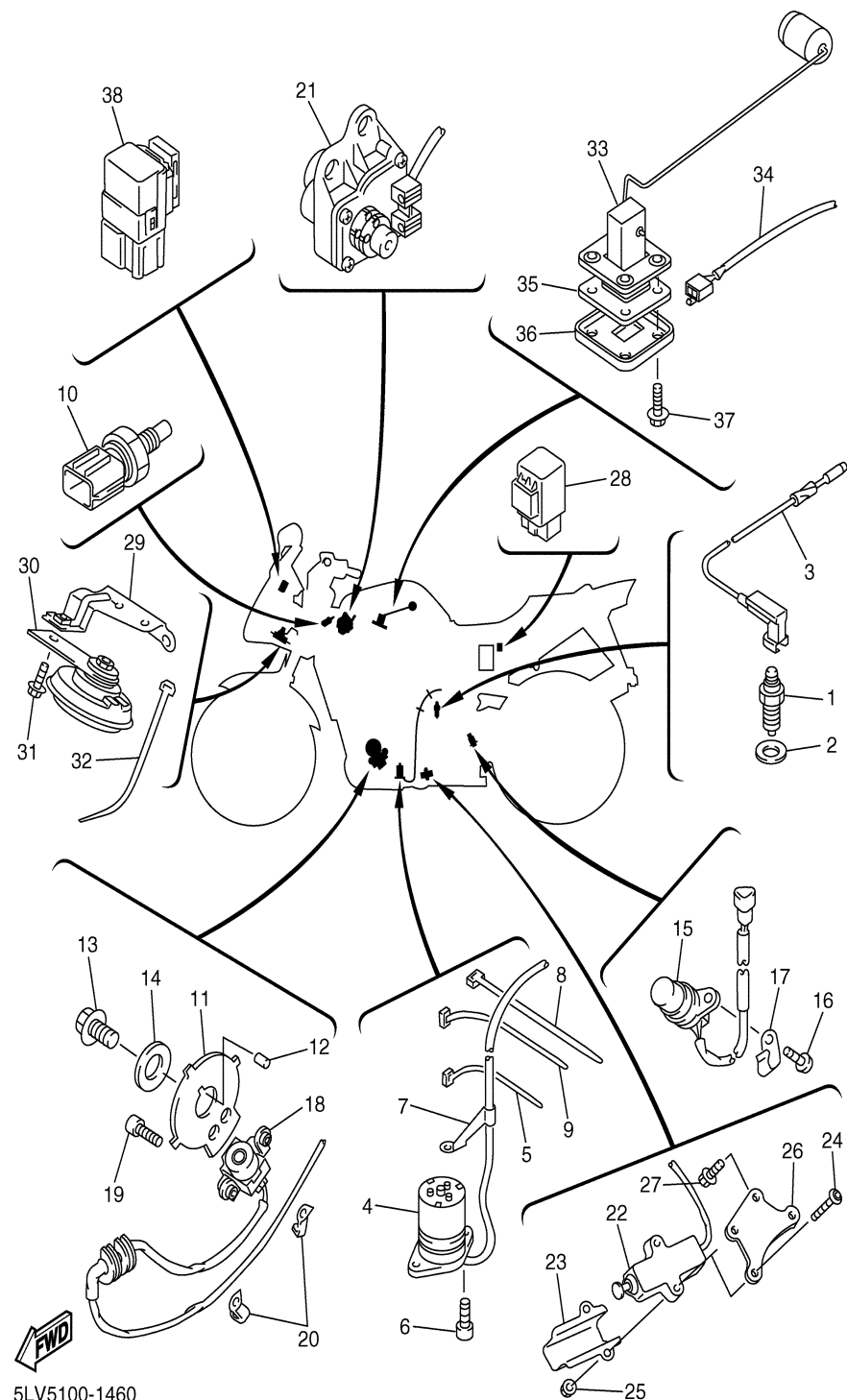
ELECTRICAL 1

Ref. No.	Part Number	Description	Qty	Remarks
28	90464-25098-00	CLAMP	1	
29	90464-23041-00	CLAMP	1	
30	90464-23041-00	CLAMP	1	
31	90464-15195-00	CLAMP	1	
32	437-83936-01-00	BAND, SWITCH CORD	2	
33	90464-15192-00	CLAMP	1	
34	90464-15195-00	CLAMP	1	
35	90464-15195-00	CLAMP	1	
36	1UA-82591-00-00	CLAMP	1	
37	90464-15195-00	CLAMP	1	
38	5EB-81950-20-00	RELAY ASSY	1	
39	5JJ-81950-20-00	RELAY ASSY	1	
40	5FL-81960-00-00	RECTIFIER & REGULATOR ASSY	1	
41	95817-06020-00	BOLT, FLANGE	2	
42	5LV-82576-00-00	EMERGENCY STOP SWITCH ASSY	1	
43	91317-04025-00	BOLT	2	
44	90201-043H7-00	WASHER, PLATE	2	
45	90183-04039-00	NUT, SPRING	2	
46	11H-85110-01-00	REFLECTOR ASSY	2	
47	95707-05500-00	NUT, FLANGE	2	

ELECTRICAL 2

Ref. No.	Part Number	Description	Qty	Remarks
1	3GB-82540-01-00	NEUTRAL SWITCH ASSY	1	
2	90430-10171-00	GASKET	1	
3	5LV-82541-00-00	WIRE, LEAD	1	
4	5LV-85720-00-00	OIL LEVEL GAUGE ASSY	1	
5	5Y9-12491-00-00	CLAMP 1	1	
6	91317-06014-00	BOLT	2	
7	90465-08013-00	CLAMP	1	
8	90464-15195-00	CLAMP	1	
9	90464-15195-00	CLAMP	1	
10	5JJ-83591-00-00	THERMO UNIT	1	
11	4XV-81673-00-00	ROTOR	1	
12	93604-29151-00	PIN, DOWEL	1	
13	95814-10040-00	BOLT, FLANGE	1	
14	90201-107K6-00	WASHER, PLATE	1	
15	5LV-83755-00-00	SENSOR, SPEED	1	
16	91317-06014-00	BOLT	1	
17	90465-08028-00	CLAMP	1	
18	5LV-81670-01-00	PICK-UP ASSY	1	
19	91317-06012-00	BOLT	2	
20	90465-08191-00	CLAMP	2	
21	5LV-85820-00-00	SERVO MOTOR ASSY	1	
22	5EB-82566-00-00	SWITCH, SIDE STAND	1	
23	5JJ-82388-00-00	PLATE	1	
24	92017-05025-00	BOLT, BUTTON HEAD	2	
25	95607-05200-00	.NUT, U FLANGE	2	
26	5LV-8252H-00-00	PLATE, HOLDER	1	
27	90105-06020-00	BOLT, WASHER BASED	2	
28	3GM-83350-01-00	FLASHER RELAY ASSY	1	
29	5LV-23377-00-00	BRACKET, HORN	1	

CONTINUED ON NEXT FRAME ➤



ELECTRICAL 2

Ref. No.	Part Number	Description	Qty	Remarks
30	2KG-83371-00-00	HORN	1	
31	95817-06010-00	BOLT, FLANGE	1	
32	90464-15195-00	CLAMP	1	
33	5LV-85752-00-00	SENDER UNIT ASSY, FUEL METER	1	
34	5LV-82509-00-00	WIRE, SUB LEAD	1	
35	4US-85753-00-00	GASKET, SENDER UNIT	1	
36	2JG-85757-00-00	RETAINER	1	
37	90119-05071-00	BOLT, WITH WASHER	4	
38	5JJ-81950-10-00	RELAY ASSY	1	

