YAMAHA



CATALOGO DE REPUESTOS

FZ6-SAHG (5S21) EUROPE

1F5S2-352S1

(2F5S2-352S1)

YAMAHA GENUINE Parts & Accessories

2009-01-14

NEWS No.	DATE	COMMENT
PE0-MC-080009	Feb.12, 2008	FIG.40: FLASHER LIGHT ILLUSTRATION CORRECTION
PE0-MC-080074	**Dec. 26, 2008**	**FIG. 6 RADIATOR & HOSE ILLUSTRATION CORRECTION**

A2

FZ6-SAHG
CATALOGO DE REPUESTOS
©2007 por Yamaha Motor Co., Ltd.
1ª edición, enero 2007
Todos los derechos reservados.
Toda reproducción o uso no autorizado
sin el consentimiento escrito de
Yamaha Motor Co., Ltd.
quedan expresamente prohibidos
Impreso en Japón.

A3

PROLOGO

Este catálogo de repuestos corresponde a las piezas para el o los modelos que figuran en la página de portada. Al formular el pedido de repuestos, se ruega citar este catálogo y especificar correctamente el número y el nombre de las piezas.

1. Las modificaciones y agregados que se hayan realizado después de la edición de este Catálogo de Repuestos, serán anunciados en las Informaciones de Recambios.
   Es recomendable que se hagan las correcciones necesarias en el Catálogo de Repuestos de acuerdo con las Informaciones de Recambios.

2. Abreviaciones
   En este. Catálogo de Repuestos se emplean las siguientes abreviaciones.

   "UR" Usar el número de partes especificado
   "UN" Usar la cantidad necesaria
   "AP" Piezas sustitutivas
   "LM" Fabricación local (Hay que pedir los repuestos en las cercanías)
   "F#" Nº de bastidor (Nº aplicable a la máquina)
   "O/S" Sobredimensionado

3. La cantidad de componentes para el montaje
   - Los componentes, suministrados como conjunto, se describen con un punto (.) que precede al nombre del parte como se indica a continuación.
   - La numeración que aparece a la derecha de cada descripción indica la cantidad de partes por cada unidad de conjunto.

CODIGO Nº	DESCRIPCION	CANT.	OBSERVACIONES
2F5–83310–60	ENSAMBLAJE DE LA LUZ	2	
115–83311–60	.BOMBILLA (6V–18W)	1	

4. Los colores de los componentes se indican como sigue en la columna de "OBSERVACIONES".

CODIGO Nº	DESCRIPCION	CANT.	OBSERVACIONES
2N4–24110–00–X5	COMP. DEL TANQUE	2	MXR
3J1–24240–10	.GRAFICO, DEL TANQUE	1	PARA MXR

5. Debe tenerse en cuenta que las ilustraciones sirven como guia para la búsqueda de los números de partes y no deben usarse para el montaje. Durante el montaje, se recomienda usar el manual de taller correspondiente.

6. EL asterisco (*) antes del número de referencia indica los elementos modificados después de la primera edición.

7. Números de serie

Nº de Serie del motor

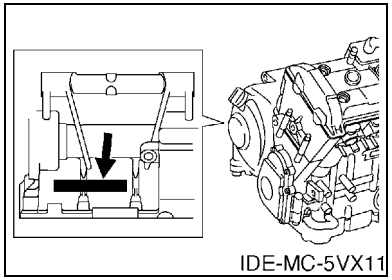

Nº de Serie del bastidor

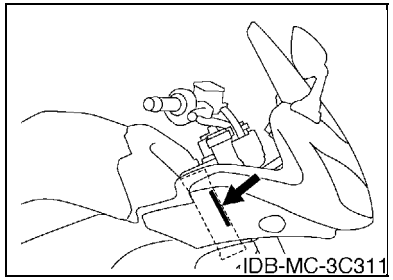

8. Códigos de color aplicables (El símbolo (*) muestra el color de modelo.)

Abreviatura	Nombre de color	Código de color
DPBMC(*)	DEEP PURPLISH BLUE METALLIC C	0564
DRMK(*)	DEEP RED METALLIC K	0918
LGB	LOW GLOSS BLACK	0098
SMX(*)	BLACK METALLIC X	0903

ROTULO DE MODELO

(1) El rótulo llamada “Rótulo de Modelo” está en la ubicación indicada abajo en el (3). Cuando se utilice este catálogo de repuestos, se ruega cotejar entre el “código de modelo–número de código de producción” del catálogo y el “código de modelo–número de código de producción” indicado en el Rótulo de Modelo fijado en el producto correspondiente.

(2) Indicación del “Rótulo de Modelo”

○	a b xxxx – xxx
●	x c

a: Código de tipo de Modelo

b: Número de código de Producción

c: Tipo de color

○	4TW1–010
●	A

(3) Ubicación de fijación del Rótulo de Modelo

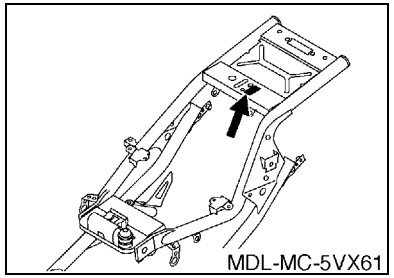

(4) Información de Color

Código de Modelo	Código de tipo de color	Código de color	Nombre de color	Abreviatura
5S21	A	0903	BLACK METALLIC X	SMX
	B	0918	DEEP RED METALLIC K	DRMK
	C	0564	DEEP PURPLISH BLUE METALLIC C	DPBMC

(5) Código de Modelo–Número de código de Producción del Modelo Listado en este Catálogo de Repuestos

Código de Modelo	Número de Código de Producción	País (destino)
5S21	010	EUROPE

CONTENIDO

MOTOR

CILINDRO B2
CIGUENAL & PISTON B3
VALVULA B4
ARBOL DE LEVAS & CADENA B6
BOMBA DE AGUA B7
RADIADOR & MANGUERA B8
BOMBA DE ACEITE B10
FILTRO ACEITE B11
ADMISION B12
ADMISION 2 ..... B13
SYSTEMA DE INDUCCION DE AIRE B15
DESCARGA C2
CARTER C4
CUBIERTA DE CARTER 1 ..... C6
ARRANQUE C8
EMBRAGUE C9
TRANSMISION C11
LEVA DE CAMBIO & HORQUILLA C13
EJE DE CAMBIO & PEDAL C14

SHASIS

CUADRO D2
GUARDABARRO D5
CUBIERTA LATERAL D7
BRAZO TRASERO D8
SUSPENSION TRASERO D9
DIRECCION D10
HORQUILLA DELANTERA D11
DEPOSITO DE COMBUSTIBLE D13
ASIENTO D15
RUEDA DELANTERA E2
CALIBRE FRENO DELANTERA E3
RUEDA TRASERA E4
CALIBRE FRENO TRASERA E6
MANILLAR & CABLE E7
CILINDRO MAESTRO DELANTERO E8
SOPORTE & APOYAPIE E10
CILINDRO MAESTRO TRASERO E13
BOVEDA 1 ..... E15
GENERADOR F3
MOTOR DE ARRANQUE F4
LUZ DE DESTELLADOR F5
MEDIDOR F6
FARO DELANTERO F7
LUZ DE COLA F8
INTERRUPTOR DE MANILLAR&PALANC F9
EQUIPO ELECTRICO 1 ..... F10
EQUIPO ELECTRICO 2 ..... F11
EQUIPO ELECTRICO 3 ..... F13

INDICE

INDICE NUMERICO M1

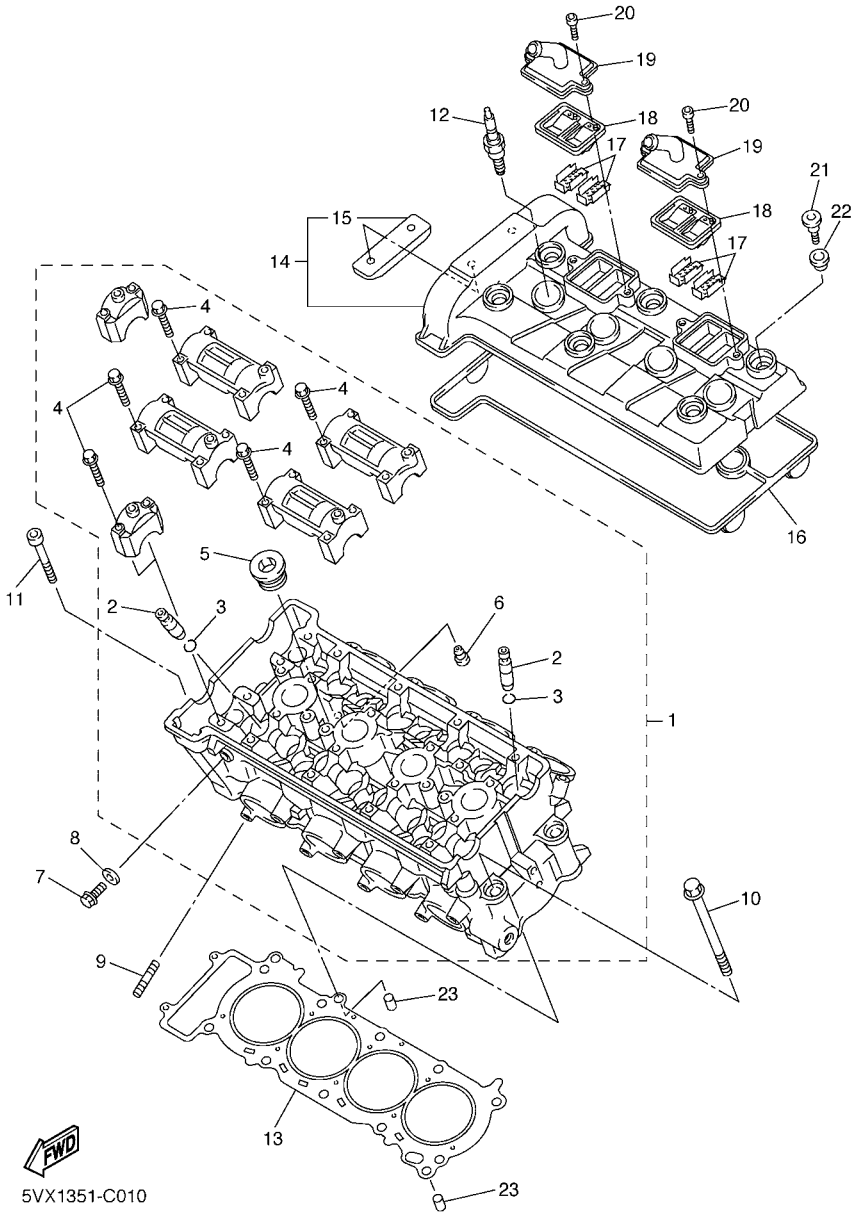

FIG. 1 CILINDRO

REF. Nº	CODIGO Nº	DESCRIPCION	5S21					OBSERVACIONES
1	1B3–11101–00	CULATA DE CILINDRO COMPLETA	1					
2	5EB–11133–10	.GUIA DE VALVULA 1	16					
3	93440–10153	.SEGURO	16					
4	90105–06027	.TORNILLO	20					
5	90340–20090	.TORNILLO, DE DRENAJE	3					
6	11H–15138–00	.BOQUILLA 1	1					
7	95027–08012	PERNO, DE BRIDA	1					
8	90430–08119	JUNTA	1					
9	95617–08625	PERNO DE PUNTAL	8					
10	90119–10003	TORNILLO CON ARANDELA	10					
11	91314–06060	PERNO	2					
12	94701–00403	BUJIA (NGK CR9EK)	4					
13	5VX–11181–00	JUNTA, DE CULATA 1	1					
14	1B3–11191–00	TAPA CULATA DE CILINDRO 1	1					
15	5BE–12241–00	.TOPE DE GUIA 2	1					
16	5SL–11193–00	EMPAQUE	1					
17	5SL–1482K–00	PLACA	4					
18	5SL–14890–00	VALVULA DE LENGUETA COMPLETA	2					
19	5SL–14899–00	TAPA, DE CAJA	2					
20	91317–06020	PERNO	4					
21	90109–066F0	PERNO	6					
22	4KG–1111G–00	CASQUILLO DE GOMA	6					
23	99530–10114	PASADOR, DE ESPIGA	2					

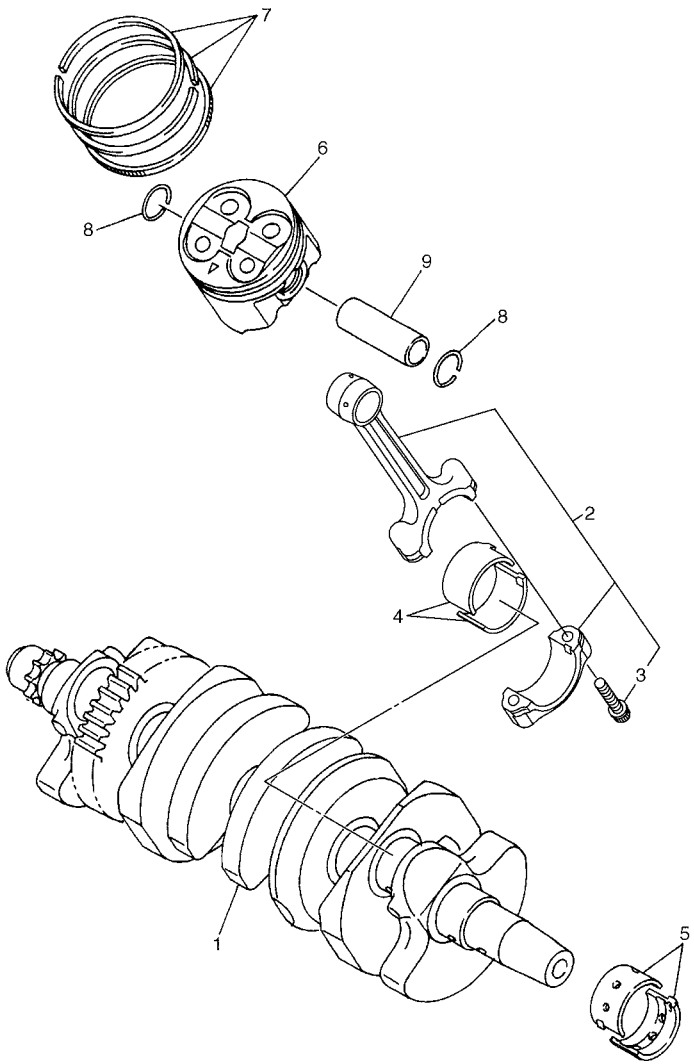

5VX6300-D020

FIG. 2 CIGUENAL & PISTON

REF. Nº	CODIGO Nº	DESCRIPCION	5S21					OBSERVACIONES
1	5SL–11411–00	CIGUENAL	1					
2	5VX–11650–00	BIELA COMPLETA	4					
3	5VX–11654–00	.TORNILLO DE BIELA	2					
4	5VX–11656–00	COJINETE PLANO	8					UR AZUL
	5VX–11656–10	COJINETE PLANO	8					UR NEGRO
	5VX–11656–20	COJINETE PLANO	8					UR MARRON
	5VX–11656–30	COJINETE PLANO	8					UR VERDE
5	5EB–11416–A0	COJINETE PLANO 1	10					UR BLANCO
	5EB–11416–00	COJINETE PLANO 1	10					UR AZUL
	5EB–11416–10	COJINETE PLANO 1	10					UR NEGRO
	5EB–11416–20	COJINETE PLANO 1	10					UR MARRON
	5EB–11416–30	COJINETE PLANO 1	10					UR VERDE
6	5SL–11631–00	PISTON (NORMA)	4					
7	5SL–11603–00	JUEGO DE ANILLOS (NORMA)	4					
8	93450–17129	SEGURO	8					
9	5EB–11633–00	PASADOR, PISTON	4					

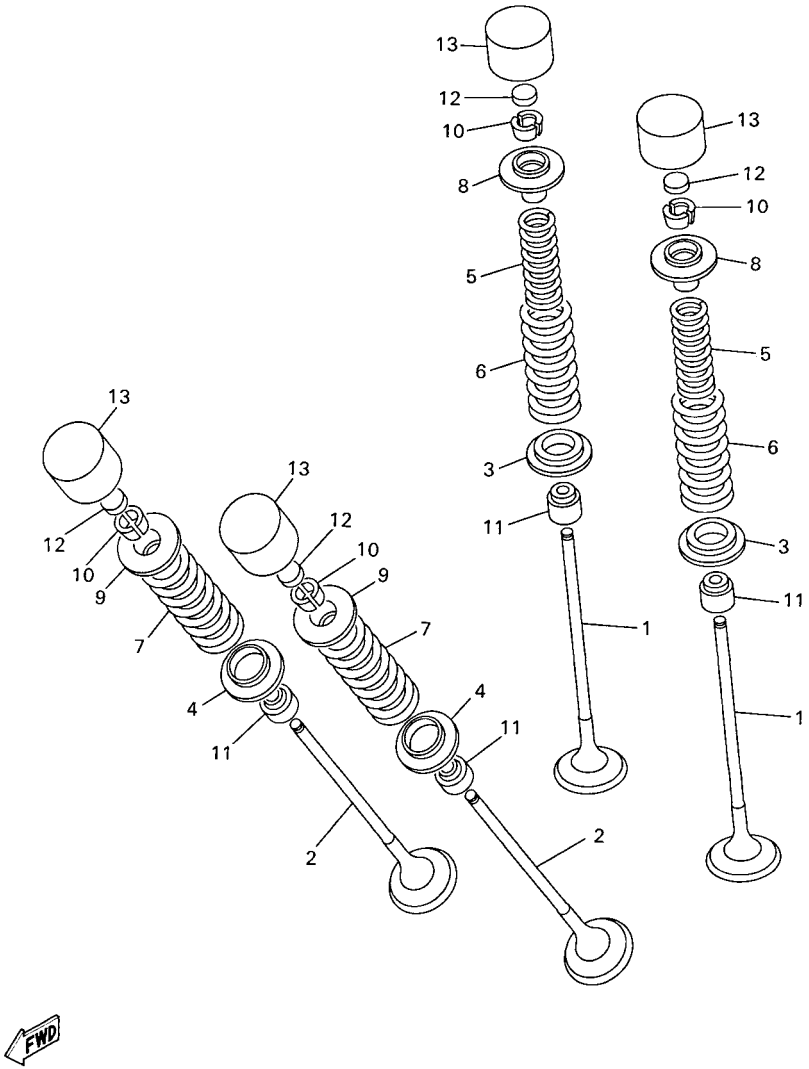

5EB3351-9030

FIG. 3 VALVULA

REF. Nº	CODIGO Nº	DESCRIPCION	5S21					OBSERVACIONES
1	5SL–12111–10	VALVULA DE ADMISION	8					
2	5SL–12121–10	VALVULA DE ESCAPE	8					
3	5SL–12116–00	ASIENTO RESORTE DE VALVULA	8					
4	5EB–12126–00	ASIENTO RESORTE DE VALVULA2	8					
5	5EB–12113–00	RESORTE VALVULA INTERNA	8					
6	5EB–12114–00	RESORTE VALVULA EXTERIOR	8					
7	5EB–12124–01	RESORTE VALVULA EXTERIOR	8					
8	5EB–12117–00	RETEN RESORTE DE VALVULA	8					
9	5EB–12127–00	RETEN RESORTE DE VALVULA	8					
10	1HX–12118–00	SEGURO DE VALVULA	32					
11	4TV–12119–00	SELLO DE ACEITE VALVULA	16					
12	1HX–12168–00	COJIN, AJUSTADOR 2 (1.20)	16					UR
	1HX–12168–20	COJIN, AJUSTADOR 2 (1.25)	16					UR
	1HX–12168–40	COJIN, AJUSTADOR 2 (1.30)	16					UR
	1HX–12168–60	COJIN, AJUSTADOR 2 (1.35)	16					UR
	1HX–12168–80	COJIN, AJUSTADOR 2 (1.40)	16					UR
	1HX–12168–A0	COJIN, AJUSTADOR 2 (1.45)	16					UR
	1HX–12168–F0	COJIN, AJUSTADOR 2 (1.50)	16					UR
	1HX–12168–H1	COJIN, AJUSTADOR 2 (1.55)	16					UR
	1HX–12168–K1	COJIN, AJUSTADOR 2 (1.60)	16					UR
	1HX–12168–M1	COJIN, AJUSTADOR 2 (1.65)	16					UR
	1HX–12168–R1	COJIN, AJUSTADOR 2 (1.70)	16					UR
	1HX–12168–U1	COJIN, AJUSTADOR 2 (1.75)	16					UR
	1HX–12168–W1	COJIN, AJUSTADOR 2 (1.80)	16					UR
	1HX–12168–Y1	COJIN, AJUSTADOR 2 (1.85)	16					UR
	1HX–12169–11	COJIN, AJUSTADOR 2 (1.90)	16					UR
	1HX–12169–31	COJIN, AJUSTADOR 2 (1.95)	16					UR

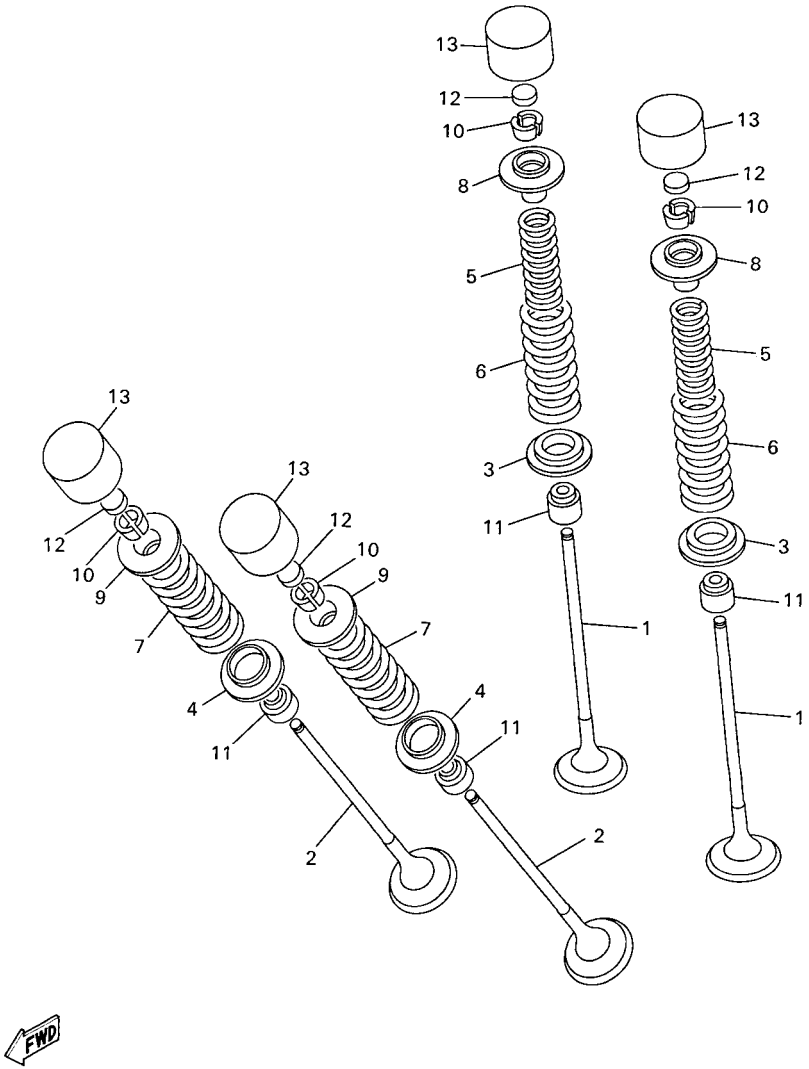

5EB3351-9030

FIG. 3 VALVULA

REF. Nº	CODIGO Nº	DESCRIPCION	5S21					OBSERVACIONES
12	1HX–12169–50	COJIN, AJUSTADOR 2 (2.00)	16					UR
	1HX–12169–70	COJIN, AJUSTADOR 2 (2.05)	16					UR
	1HX–12169–90	COJIN, AJUSTADOR 2 (2.10)	16					UR
	1HX–12169–E0	COJIN, AJUSTADOR 2 (2.15)	16					UR
	1HX–12169–G0	COJIN, AJUSTADOR 2 (2.20)	16					UR
	1HX–12169–J0	COJIN, AJUSTADOR 2 (2.25)	16					UR
	1HX–12169–L0	COJIN, AJUSTADOR 2 (2.30)	16					UR
	1HX–12169–N0	COJIN, AJUSTADOR 2 (2.35)	16					UR
	1HX–12169–T0	COJIN, AJUSTADOR 2 (2.40)	16					UR
13	5EB–12153–20	LEVANTADOR DE VALVULA	16					UR AZUL
	5EB–12153–30	LEVANTADOR DE VALVULA	16					UR ROJO
	5EB–12153–09	LEVANTADOR DE VALVULA (O/S)	16					AP VERDE

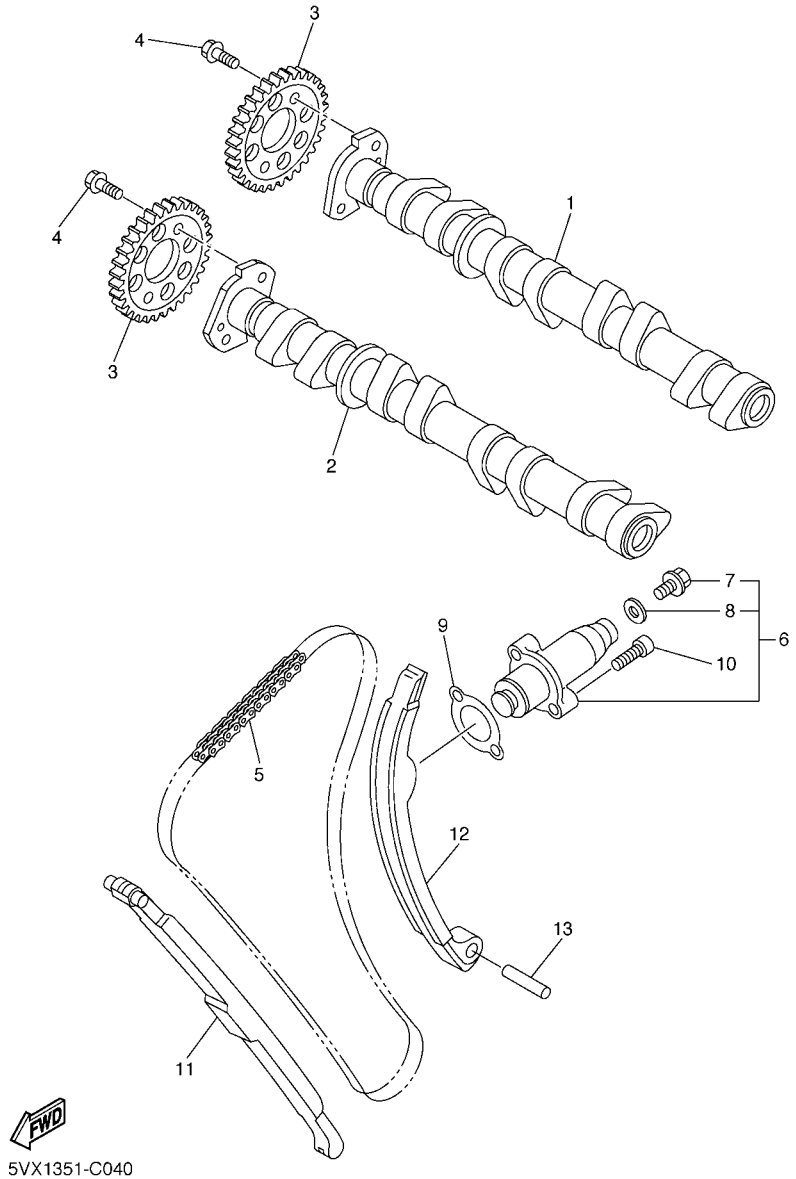

FIG. 4 ARBOL DE LEVAS & CADENA

REF. Nº	CODIGO Nº	DESCRIPCION	5S21					OBSERVACIONES
1	5VX–12170–00	ARBOL DE LEVAS COMPLETO 1	1					
2	5VX–12180–00	ARBOL DE LEVAS COMPLETO 2	1					
3	5VX–12176–00	CATALINA DE CADENA	2					
4	90105–07004	TORNILLO	4					
5	94591–49120	CADENA	1					
6	5SL–12210–10	TENSOR CADENA DE LEVA	1					
7	5EL–12228–00	.PERNO	1					
8	5SL–12214–00	.EMPAQUE	1					
9	4FM–12213–00	EMPAQUE DE CAJA TENSOR	1					
10	91314–06025	PERNO	2					
11	5EB–12251–00	AMORTIGUADOR CADENA 1	1					
12	5EB–12252–10	AMORTIGUADOR CADENA 2	1					
13	93607–44002	PASADOR DE CLAVIJA	1					

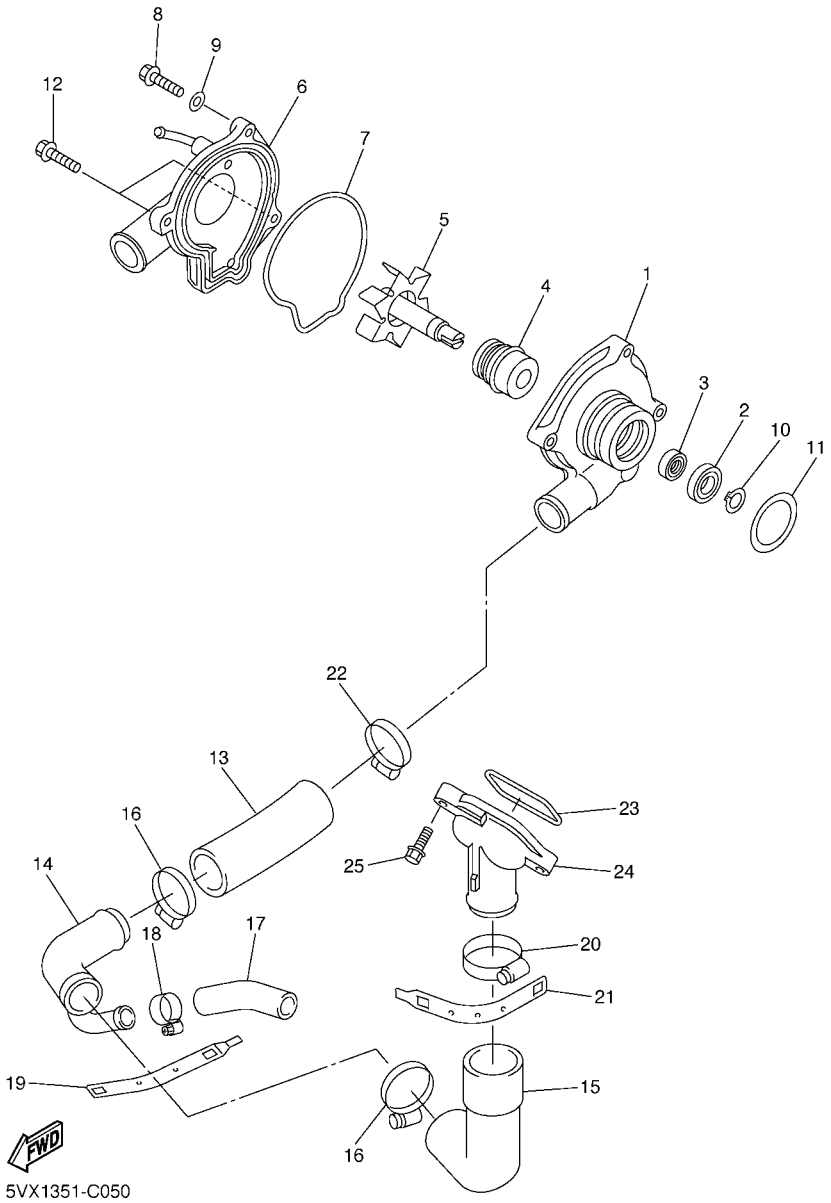

FIG. 5 BOMBA DE AGUA

REF. Nº	CODIGO Nº	DESCRIPCION	5S21					OBSERVACIONES
1	5SL–12420–00	BOMBA DE AGUA COMPLETA	1					
2	93306–00106	COJINETE	1					
3	93101–12173	SELLO ACEITE	1					
4	11H–12438–10	SELLO MECANICO	1					
5	5EB–12450–00	EJE IMPULSOR COMPLETO	1					
6	5SL–12422–00	CUBIERTA DE CAJA	1					
7	5EB–12439–00	ANILLO O	1					
8	95024–06020	PERNO, DE BRIDA	2					
9	90430–06014	JUNTA	1					
10	99009–12400	PRESILLA REDONDA	1					
11	93210–33133	ANILLO O	1					
12	90110–06086	TORNILLO ALLEN	2					
13	4NK–12579–00	MANGUERA 4	1					
14	5VX–12581–00	CONEXION	1					
15	5EB–12577–01	MANGUERA 2	1					
16	90450–35001	BRIDA, MANGUERA	2					
17	5SL–12588–01	MANGUERA 5	1					
18	90450–22017	BRIDA, MANGUERA	1					
19	5GV–1246E–00	CUBIERTA 2	1					
20	90450–38040	BRIDA, MANGUERA	1					
21	5GV–1246A–00	CUBIERTA 1	1					
22	90450–32001	BRIDA, MANGUERA	1					
23	93210–46001	ANILLO O	1					
24	5EB–12469–00	CONDUCTO	1					
25	90105–06053	TORNILLO	2					

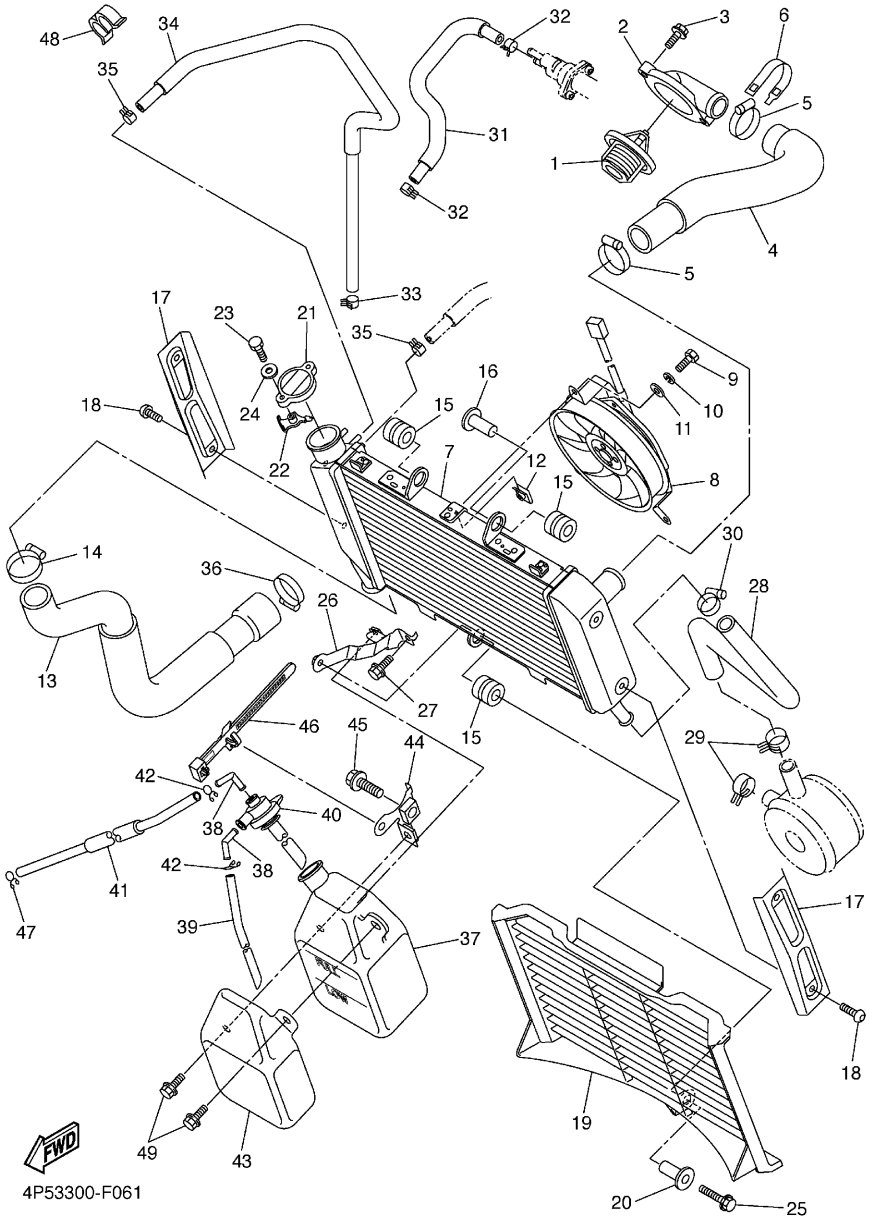

FIG. 6 RADIADOR & MANGUERA

REF. Nº	CODIGO Nº	DESCRIPCION	5S21					OBSERVACIONES
1	5SL–12410–00	TERMOSTATO CONJUNTO	1					
2	5VX–12413–00	CUBIERTA TERMOSTATO	1					
3	90105–06557	TORNILLO	2					
4	4S8–12578–00	MANGUERA 3	1					
5	90450–35001	BRIDA, MANGUERA	2					
6	5GV–1246E–00	CUBIERTA 2	1					
7	4S8–12461–00	RADIADOR COMPLETO	1					
8	4S8–12405–00	COMPRESOR	1					
9	97307–06012	PERNO	3					
10	92907–06100	ARANDELA	3					
11	92907–06600	ARANDELA	3					
12	1AA–12535–00	EMPAQUETADURA	3					
13	4S8–12579–00	MANGUERA 4	1					
14	90450–32003	BRIDA, MANGUERA	1					
15	90480–15363	TAPON	3					
16	90387–0614M	ESPACIADOR	1					
17	5VX–1240J–00	CUBIERTA DE RADIADOR COMPLETO	2					
18	90111–06031	TORNILLO	4					
19	4S8–12467–00	CUBIERTA DEL RADIADOR	1					
20	90387–066H4	ESPACIADOR	1					
21	1B3–12462–00	TAPON, DEL RADIADOR	1					
22	5FC–12437–00	TOPE	1					
23	97004–05012	PERNO	1					
24	92904–05600	ARANDELA	1					
25	95824–06030	TORNILLO	1					
26	4S8–1244E–00	SOPORTE 1	1					
27	95824–06012	TORNILLO	1					

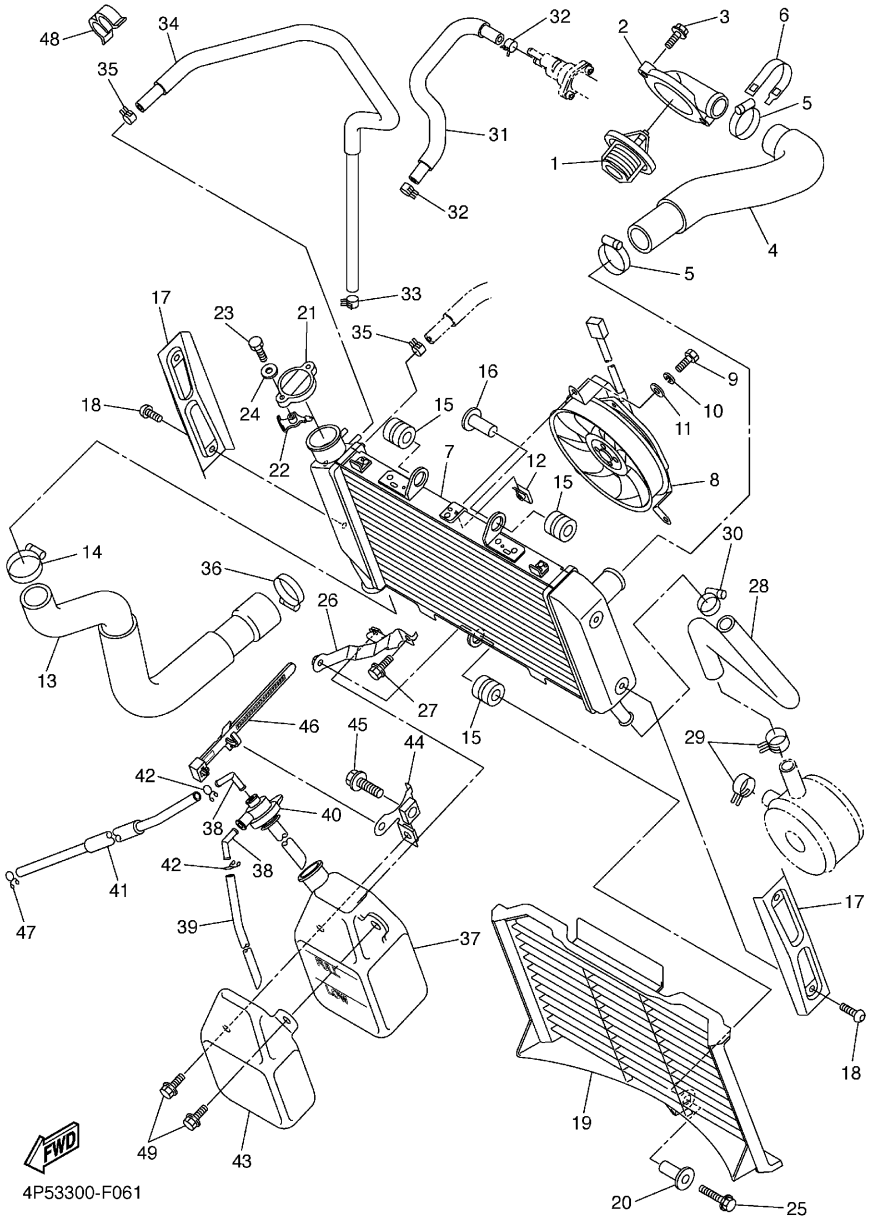

FIG. 6 RADIADOR & MANGUERA

REF. Nº	CODIGO Nº	DESCRIPCION	5S21					OBSERVACIONES
28	4S8–12589–00	MANGUERA 6	1					
29	90467–200A0	PRESILLA	2					
30	90450–22017	BRIDA, MANGUERA	1					
31	5VX–1243A–00	TUBO 1	1					
32	90467–11090	PRESILLA	2					
33	90467–11090	PRESILLA	1					
34	5VX–1244G–00	MANGUERA4	1					
35	90467–11090	PRESILLA	2					
36	90450–32001	BRIDA, MANGUERA	1					
37	4P5–21871–00	TANQUE DE RECUPERACION	1					
38	26H–21828–00	CODO	2					
39	90445–081F2	TUBO (L200)	1					
40	3P6–21875–00	TAPA	1					
41	90445–08025	TUBO	1					
42	90467–08075	PRESILLA	2					
43	4P5–2172W–00	CUBIERTA	1					
44	4P5–21873–00	SOPORTE TANQUE RECUPERACION	1					
45	95024–10020	PERNO, DE BRIDA	1					
46	90464–07012	BRIDA	1					
47	90467–08075	PRESILLA	1					
48	90464–12238	BRIDA	1					
49	90105–060A6	TORNILLO	2					

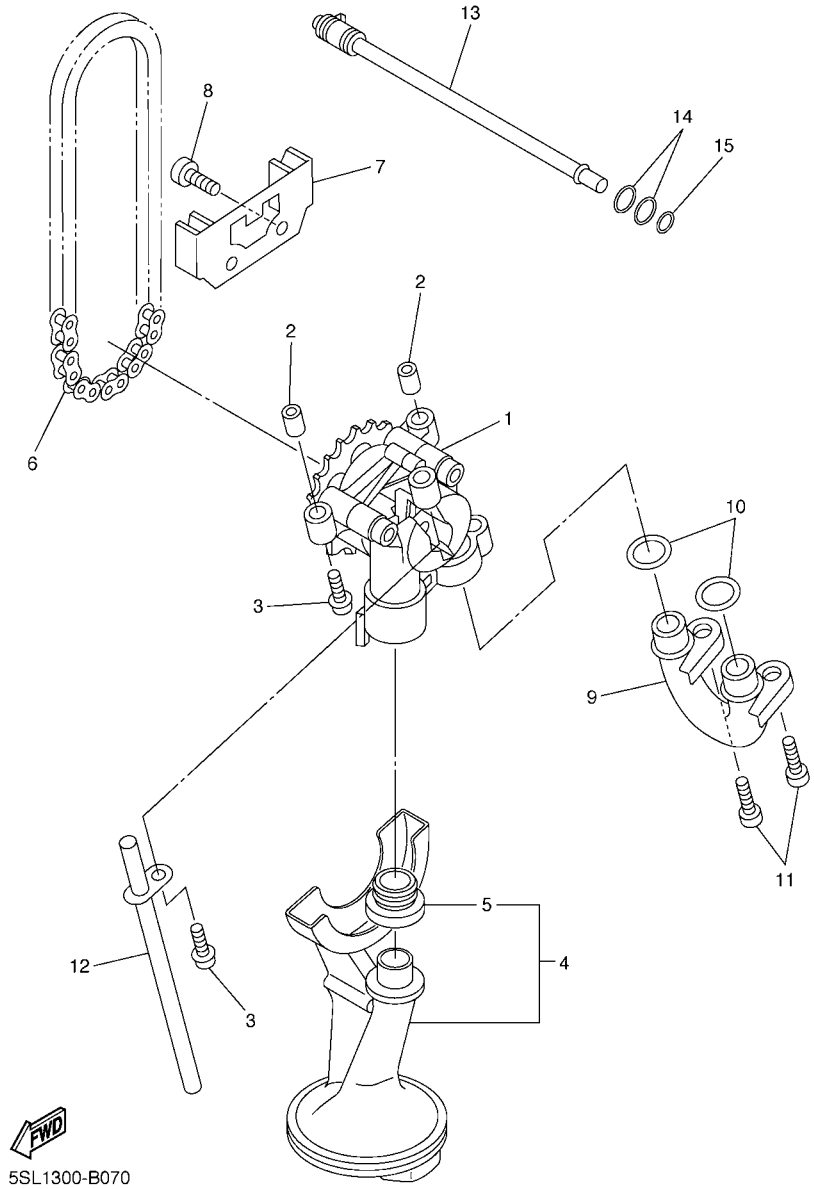

FIG. 7 BOMBA DE ACEITE

REF. Nº	CODIGO Nº	DESCRIPCION	5S21					OBSERVACIONES
1	5MT–13300–00	BOMBA DE ACEITE COMPLETA	1					
2	91808–17032	PASADOR DE CLAVIJA	2					
3	90109–06031	PERNO	3					
4	5SL–13410–00	CAJA DE FILTRO COMPLETA	1					
5	5EB–13415–00	.SELLO COLADOR ACEITE	1					
6	94580–25080	CADENA	1					
7	5EB–13898–00	SOSTEN	1					
8	90110–06161	TORNILLO ALLEN	2					
9	2C0–13416–00	TUBO DE ACEITE 1	1					
10	93210–14003	ANILLO O	2					
11	90110–06161	TORNILLO ALLEN	2					
12	5EB–13161–00	TUBO CONDUCTOR 1	1					
13	5EB–1316E–00	TUBO, DE ENTREGA 5	1					
14	93210–09165	ANILLO O	2					
15	93210–06667	ANILLO O	1					

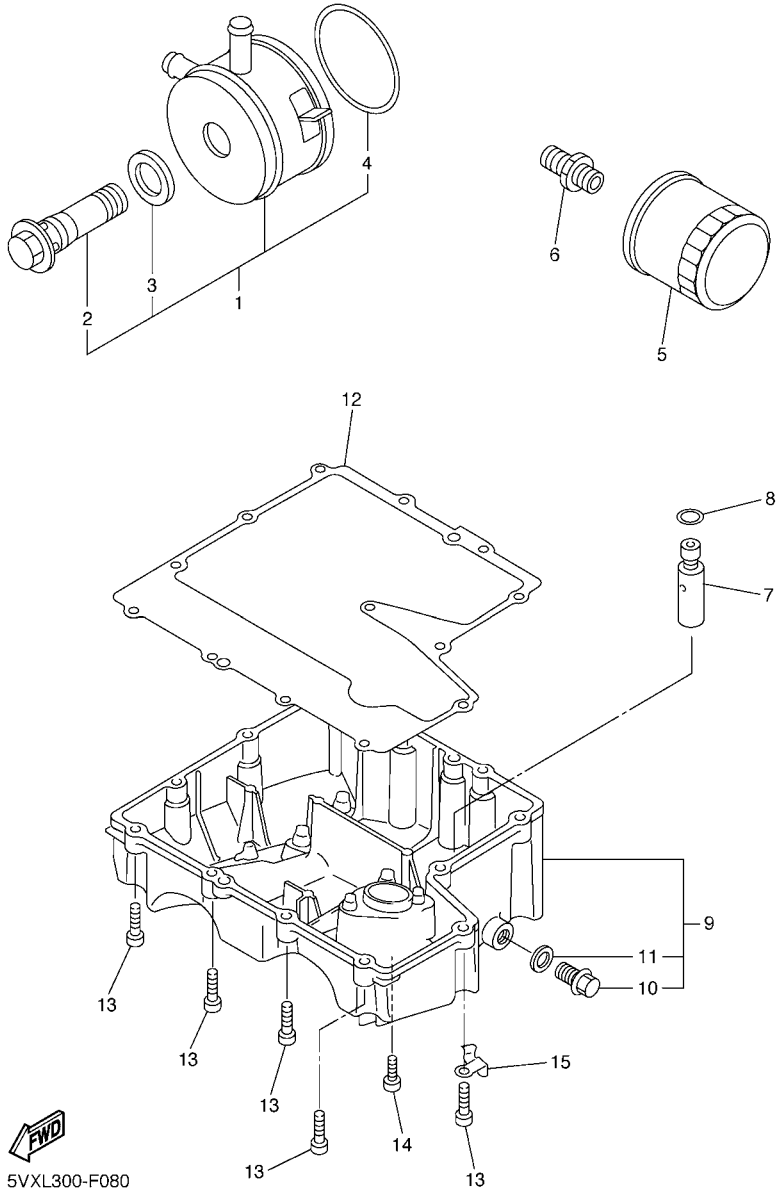

FIG. 8 FILTRO ACEITE

REF. Nº	CODIGO Nº	DESCRIPCION	5S21					OBSERVACIONES
1	5EB–13470–00	ENFRIADOR DE ACEITE COMPLETO	1					
2	5EB–12822–00	.PERNO DE UNION	1					
3	5EB–13475–00	.EMPAQUE	1					
4	5JW–13473–00	.ANILLO O	1					
5	5GH–13440–20	ELEMENTO FILTRO DE ACEITE	1					
6	90401–20145	PERNO DE UNION	1					
7	3KS–13490–00	VALVELA DE DESCOMPRESION	1					
8	93210–15566	ANILLO O	1					
9	4S8–13417–00	TAPA DE FILTRO	1					
10	90340–14132	.TORNILLO, DE DRENAJE	1					
11	214–11198–01	.EMPAQUE	1					
12	5VX–13414–01	EMPAQUE DE TAPA FILTRO	1					
13	91312–06025	TORNILLO	12					
14	90110–06169	TORNILLO ALLEN	1					
15	90465–10030	BRIDA	1					

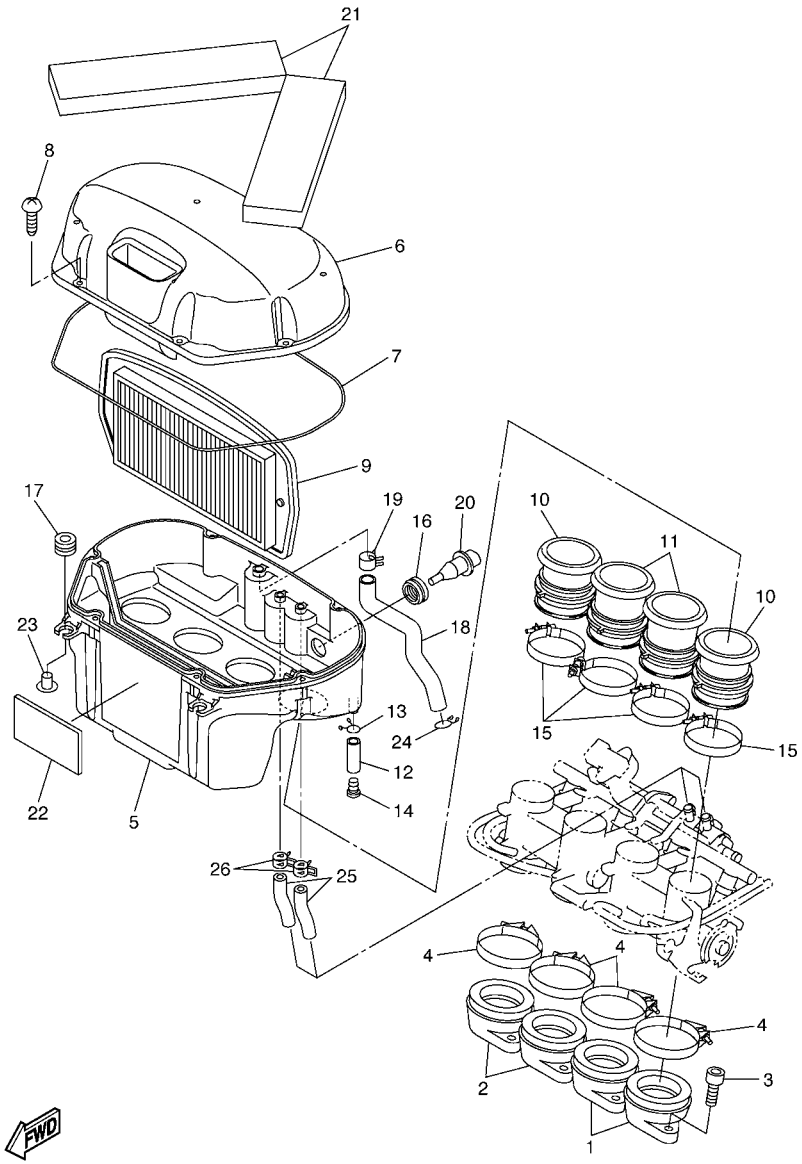

5VX3100-C090

FIG. 9 ADMISION

REF. Nº	CODIGO Nº	DESCRIPCION	5S21					OBSERVACIONES
1	5SL–13586–01	TOBERA DE CARBURADOR 1	2					
2	5SL–13596–01	TOBERA DE CARBURADOR 2	2					
3	91317–06020	PERNO	8					
4	90450–63003	BRIDA, MANGUERA	4					
5	5VX–14411–00	CAJA FILTRO DEL AIRE 1	1					
6	5VX–14421–00	CAJA FILTRO DEL AIRE 2	1					
7	5VX–14452–00	SELLO	1					
8	97707–50025	TORNILLO ROSCA HEMBRA	6					
9	5VX–14451–00	ELEMENTO DEL FILTRO DEL AIRE	1					
10	5VX–14453–00	UNION DEL FILTRO DEL AIRE 1	2					
11	5VX–14463–00	UNION DE FILTRO DE AIRE 2	2					
12	90445–11795	TUBO (L30)	1					
13	90467–10041	PRESILLA	1					
14	90338–08174	TAPON	1					
15	90450–53002	BRIDA, MANGUERA	4					
16	5CA–14435–00	ANILLO PROTECTOR	1					
17	90480–12314	TAPON	2					
18	5VX–15373–00	MANGUELA DE RESPIRADERO	1					
19	90467–15054	PRESILLA	1					
20	5CA–85886–00	SENSOR	1					
21	5VX–14409–00	AMORTIGUADOR	2					
22	5EJ–2414H–00	EQUILIBRIO, CUBIERTA	1					
23	90387–06073	ESPACIADOR	2					
24	90467–14015	PRESILLA	1					
25	5VX–14148–01	TUBO	2					
26	90467–17089	PRESILLA	2					

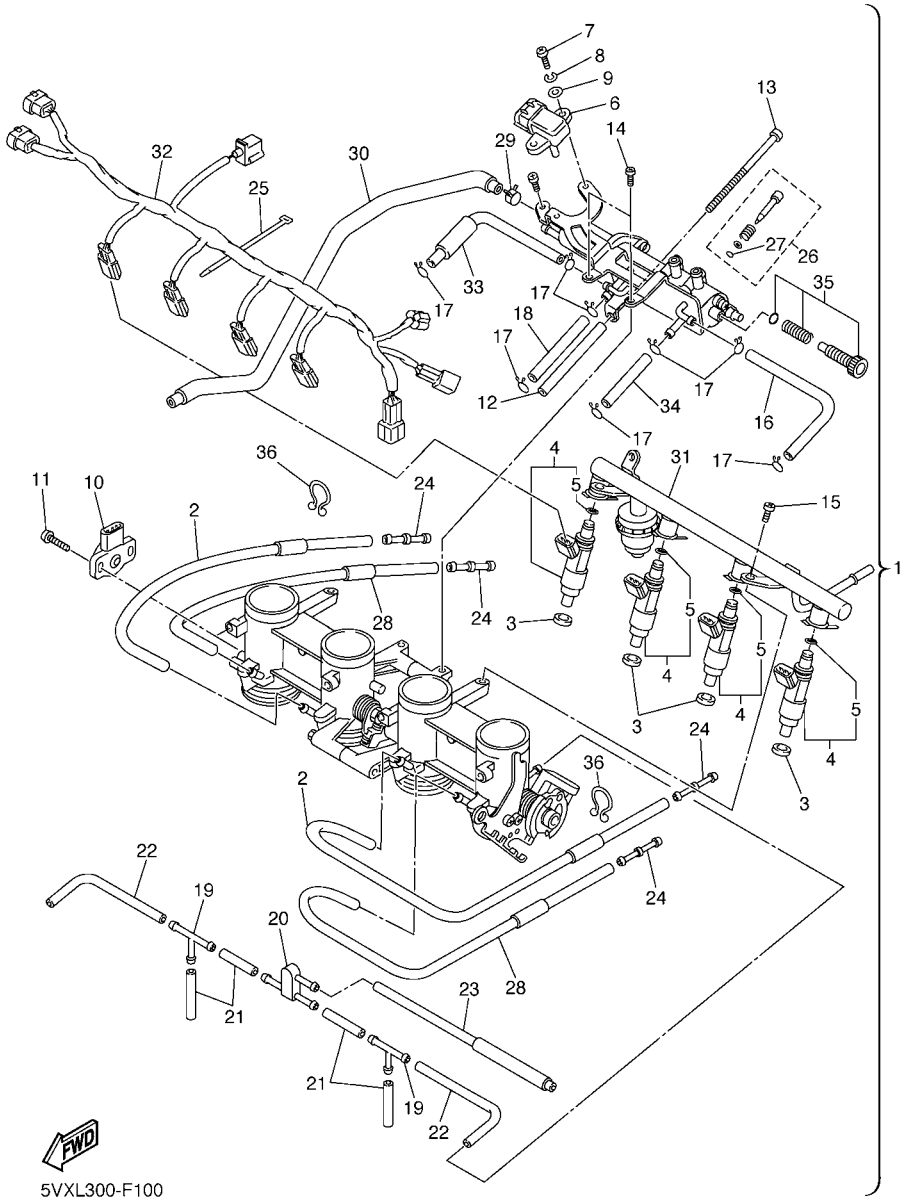

FIG. 10 ADMISION 2

REF. Nº	CODIGO Nº	DESCRIPCION	5S21					OBSERVACIONES
1	5VX–13750–03	CAJA DE ACELERADOR COMPL.	1					
2	5VX–14348–00	.MANGUERA	2					
3	90430–09002	.JUNTA	4					
4	5VX–13761–00	.INYECTOR	4					
5	5PS–14147–00	..ANILLO O	1					
6	5VX–82380–00	.SENSOR DE PRESION	1					
7	98507–05016	.TORNILLO DE CABEZA PLANA	2					
8	92907–05100	.ARANDELA	2					
9	92907–05600	.ARANDELA	2					
10	5FL–85885–02	.TERMICA SENSORIO	1					
11	8CC–14216–10	.TORNILLO	2					
12	5VX–14149–00	.TUBO	1					
13	5VX–14565–00	.TORNILLO	1					
14	98507–05010	.TORNILLO DE CABEZA CON PLANA	2					
15	98507–06012	.TORNILLO DE CABEZA PLANA	2					
16	5VX–14396–00	.TUBO	1					
17	3UH–14937–00	.PRESILLA	8					
18	5VX–14987–00	.TUBO	1					
19	68V–24376–00	.TUBO DE UNION 1	2					
20	3XV–14251–00	.NIPLE	1					
21	5FL–14348–10	.MANGUERA	4					
22	68V–13533–00	.MANGUERA, DE VACIO 4	2					
23	5VX–1410E–00	.TUBO	1					
24	5PW–14251–00	.NIPLE	4					
25	4KM–14137–00	.PRESILLA	1					
26	5JW–14104–00	.CJTO. TORNNILLO DE AIRE	4					
27	3H1–14147–00	..ANILLO O	1					

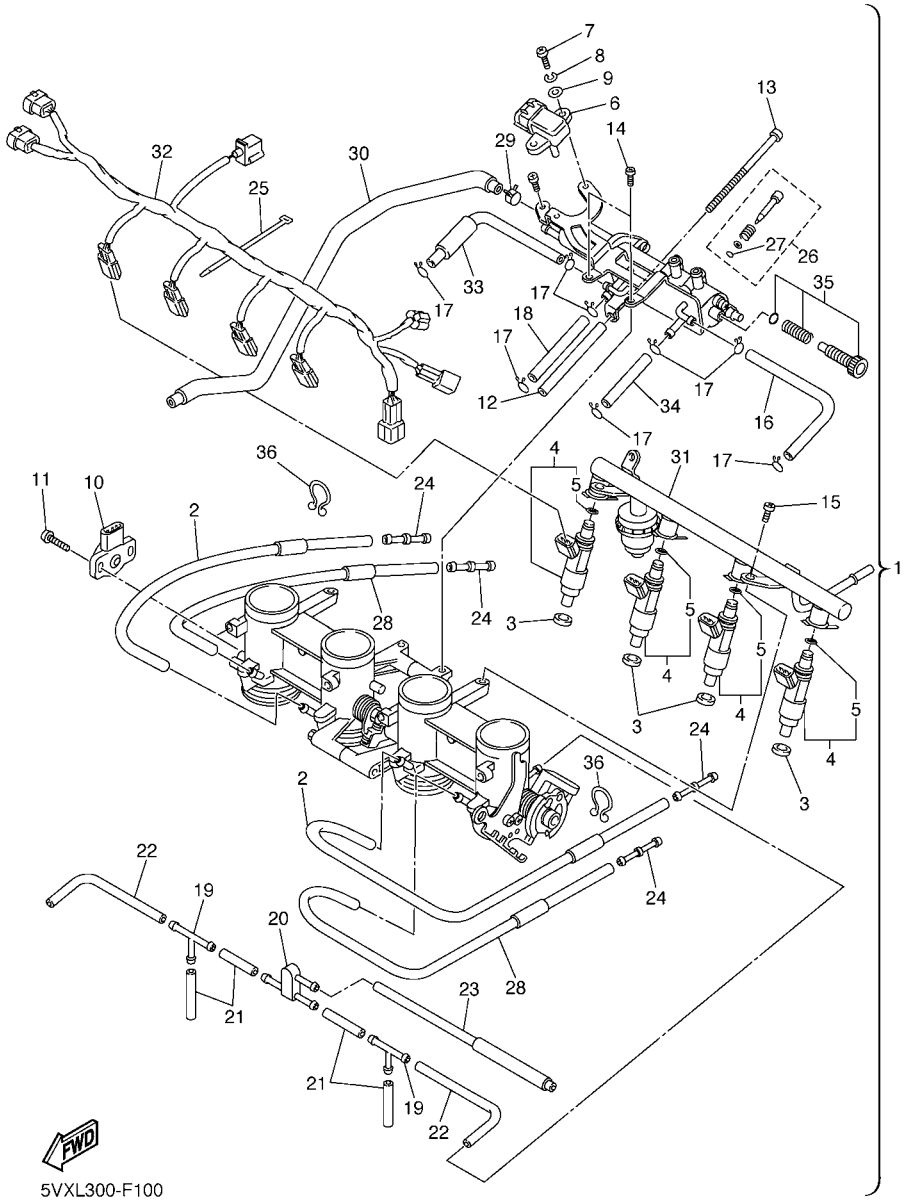

FIG. 10 ADMISION 2

REF. Nº	CODIGO Nº	DESCRIPCION	5S21					OBSERVACIONES
28	5VX–14349–00	.TUBO	2					
29	90467–11090	.PRESILLA	1					
30	5VX–1243E–00	.TUBO 2	1					
31	5VX–13160–00	.TUBO DE LLEGADA CONJUNTO 1	1					
32	5VX–82386–00	.EXTENSION, ARNES DE CABLES	1					
33	5VX–13533–00	.MANGUERA, DE VACIO 4	1					
34	5VX–14807–00	.TUBO	1					
35	5VX–14503–00	.CARBURADOR COMPL.	1					
36	90464–23041	.BRIDA	2					

FIG. 11 SYSTEMA DE INDUCCION DE AIRE

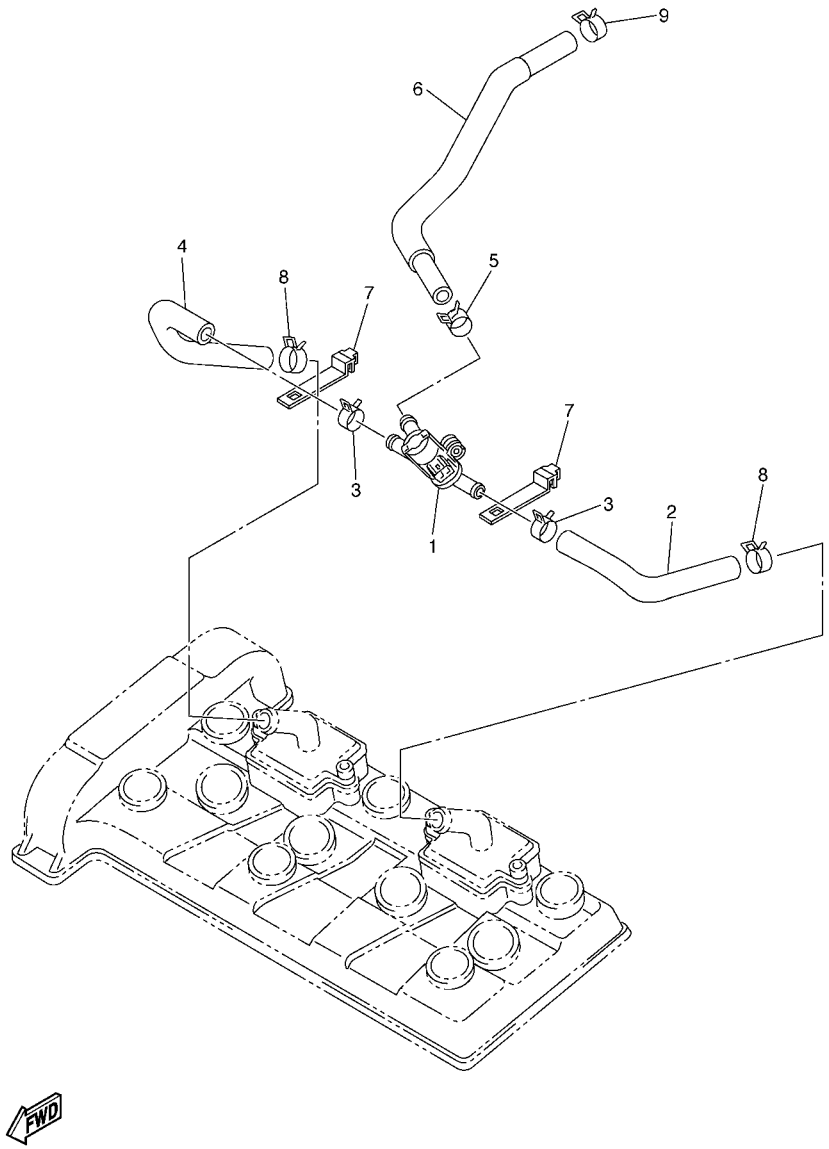

REF. Nº	CODIGO Nº	DESCRIPCION	5S21					OBSERVACIONES
1	5VX–14840–00	VALVULA, CORTE DE AIRE	1					
2	5VX–14881–00	TUBO 1	1					
3	90467–17089	PRESILLA	2					
4	5VX–14882–00	TUBO 2	1					
5	90467–17089	PRESILLA	1					
6	5VX–14883–00	TUBO 3	1					
7	5JW–14723–00	CUBIERTA	2					
8	90467–17003	PRESILLA	2					
9	90467–17128	PRESILLA	1					

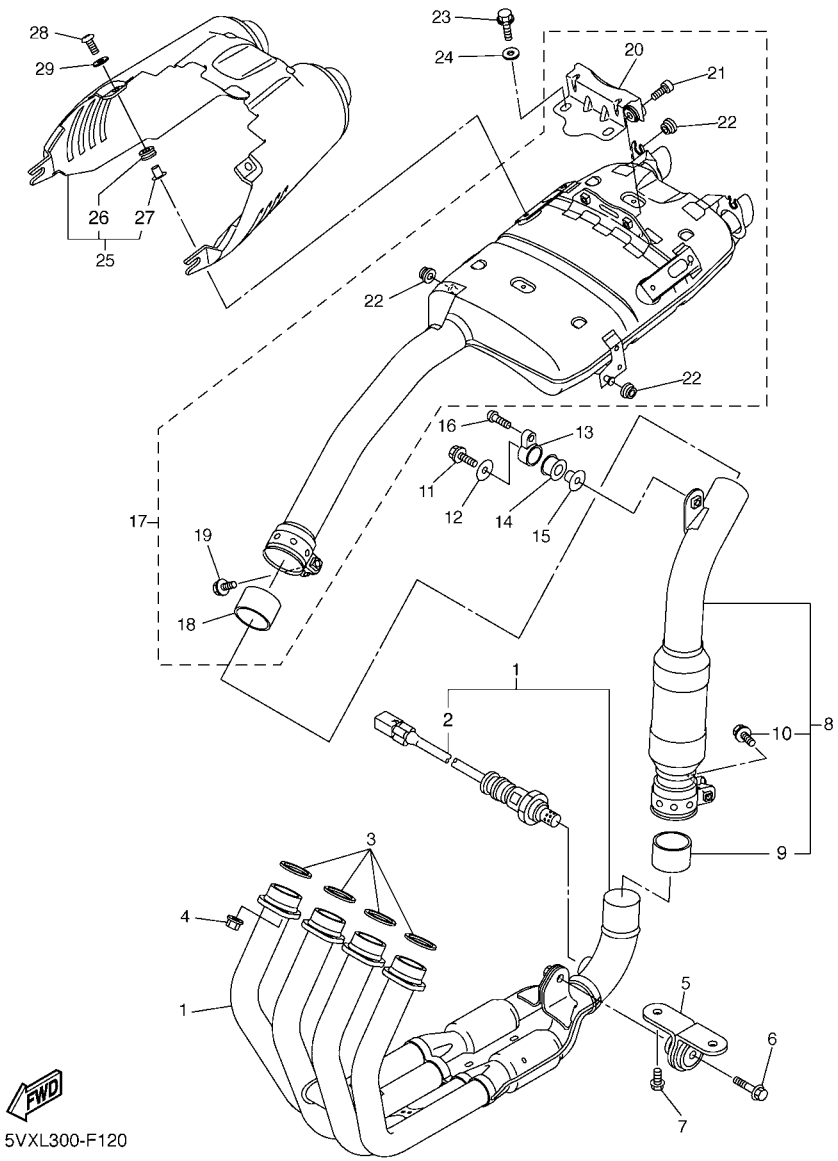

FIG. 12 DESCARGA

REF. Nº	CODIGO Nº	DESCRIPCION	5S21					OBSERVACIONES
1	4S8–14610–00	TUBO DE ESCAPE COMPLETO 1	1					
2	2D1–8592A–00	.SENSOR	1					
3	3YF–14613–01	JUNTA, TUBO DE ESCAPE	4					
4	90179–08410	TUERCA	8					
5	4S8–21445–00	SOPORTE DE SILENCIADOR 1	1					
6	90105–08063	TORNILLO	1					
7	90105–08021	TORNILLO	2					
8	4S8–14740–00	ASAMBLEA DEL CATALIZADOR	1					
9	5VY–14714–00	.EMPAQUE DE SILENCIADOR	1					
10	95814–08045	.TORNILLO	1					
11	95812–08035	TORNILLO DE REBORDE	1					
12	90201–08034	ARANDELA PLANA	1					
13	5VX–21446–10	SOPORTE DE SILENCIADOR 2	1					
14	4XV–27424–00	AMORTIGUADOR DE SILENCIADOR	1					
15	90387–082W9	ESPACIADOR	1					
16	92014–08045	PERNO	1					
17	5VX–14710–01	TUBO DE ESCAPE COMPLETO 1	1					
18	5EB–14714–01	.EMPAQUE DE SILENCIADOR	1					
19	95814–08045	.TORNILLO	1					
20	5VX–1467K–00	.SOPORTE DE SILENCIADOR 3	1					
21	91317–08030	.PERNO	2					
22	90480–10332	.TAPON	4					
23	95812–08014	TORNILLO DE REBORDE	2					
24	90201–082U5	ARANDELA PLANA	2					
25	5VX–14708–10	PROTECTOR COMPLETA	1					
26	90480–12006	.TAPON	2					
27	90387–061N6	.ESPACIADOR	2					

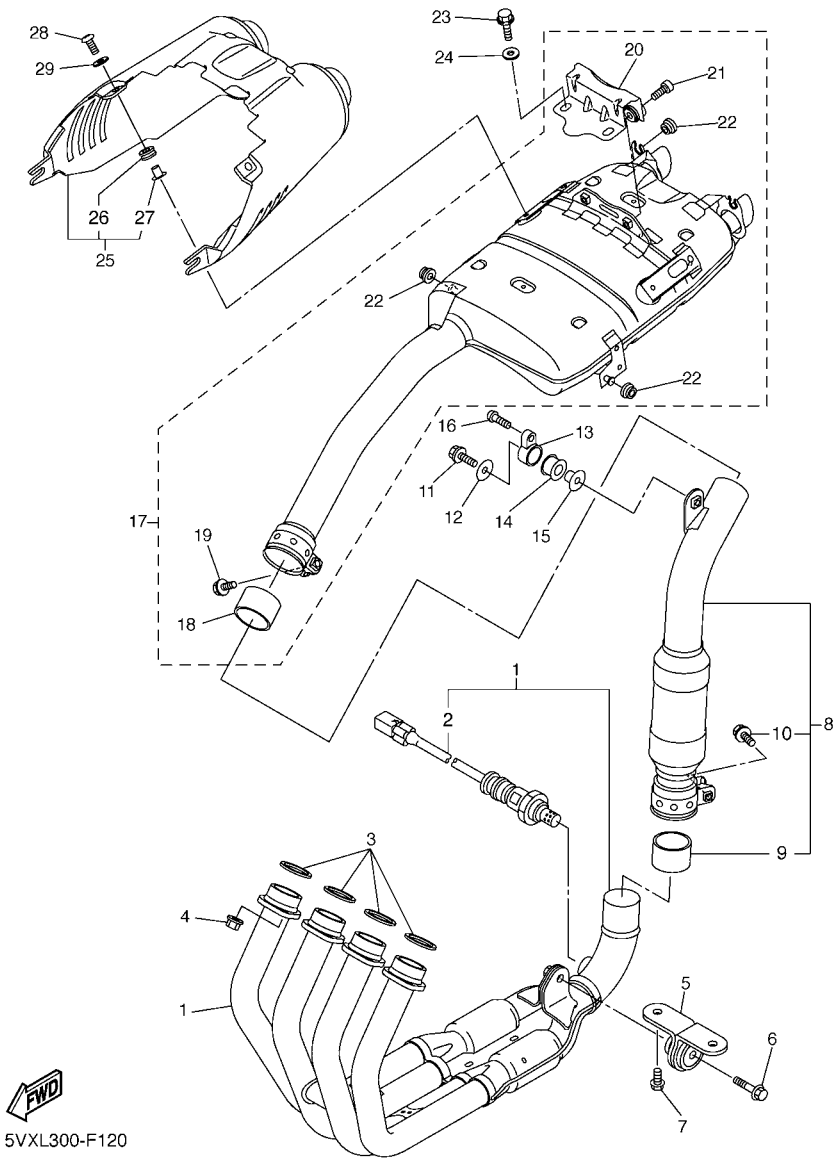

FIG. 12 DESCARGA

REF. Nº	CODIGO Nº	DESCRIPCION	5S21					OBSERVACIONES
28	98902–06020	TORNILLO DE AJUSTE	2					
29	4FB–14766–00	ARANDELA DE PROTECTOR	2					

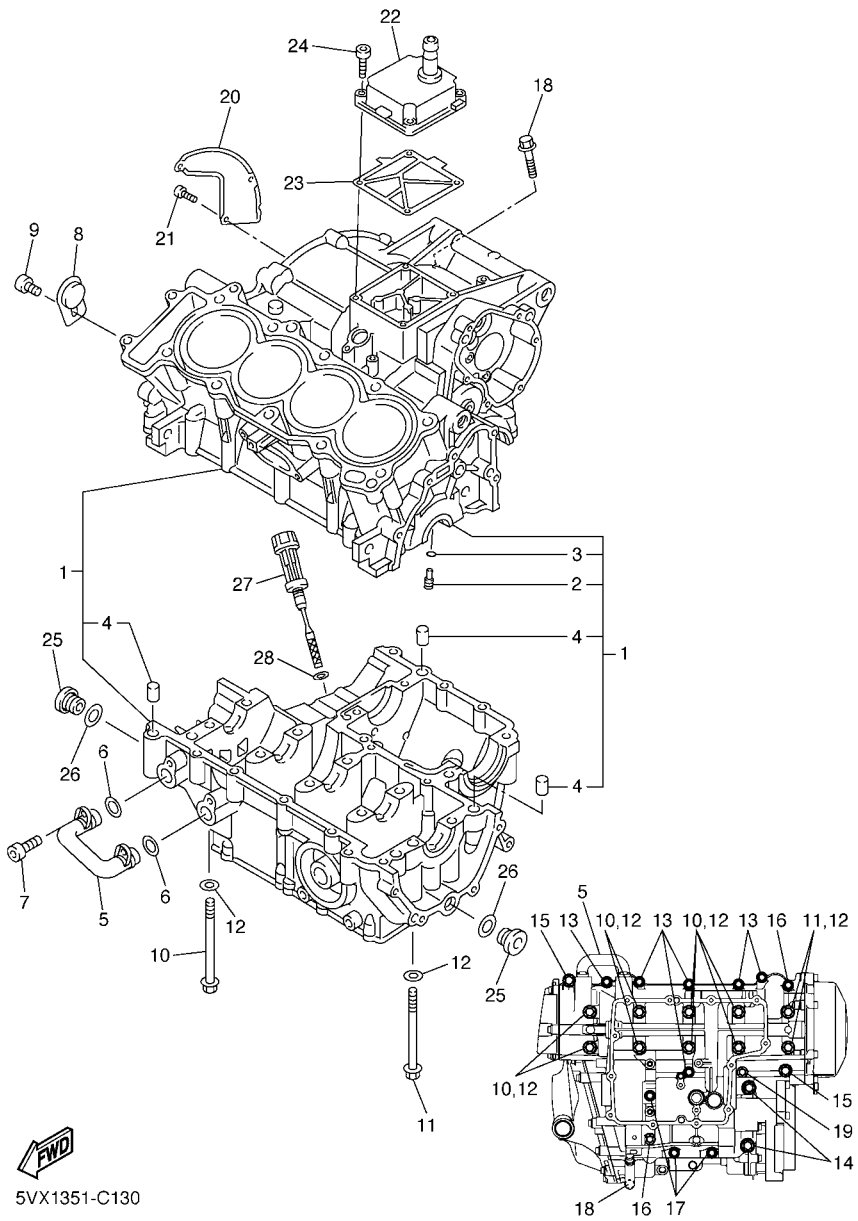

FIG. 13 CARTER

REF. Nº	CODIGO Nº	DESCRIPCION	5S21					OBSERVACIONES
1	1B3–15100–01	CARTER COMPLETO	1					
2	5EB–15155–00	.BOQUILLA 3	4					
3	93210–04092	.ANILLO O	4					
4	99530–10014	.PASADOR, DE ESPIGA	3					
5	5VX–13418–00	TUBO DE ACEITE 2	1					
6	93210–14579	ANILLO O	2					
7	90110–06161	TORNILLO ALLEN	2					
8	5SL–15189–00	TAPON	1					
9	90149–06082	TORNILLO DE REGLAJE	1					
10	90105–087A0	TORNILLO	8					
11	90105–086A9	TORNILLO	2					
12	90201–087K3	ARANDELA PLANA	10					
13	95812–06055	TORNILLO DE REBORDE	6					
14	95812–08065	TORNILLO DE REBORDE	2					
15	90109–06168	PERNO	2					
16	95812–06065	TORNILLO DE REBORDE	2					
17	95812–06045	TORNILLO DE REBORDE	3					
18	95812–06100	TORNILLO DE REBORDE	1					
19	90105–06145	TORNILLO	1					
20	5SL–11165–00	PLACA RESPIRADERO	1					
21	90149–06082	TORNILLO DE REGLAJE	3					
22	5VX–15413–01	CUBIERTA	1					
23	5SL–15462–00	EMPAQ CUBIERTA DE CARTER 3	1					
24	91314–06025	PERNO	4					
25	36Y–15189–00	TAPON	2					
26	93210–16325	ANILLO O	2					
27	5EB–15362–00	TAPON DEL NIVEL DE ACEITE	1					

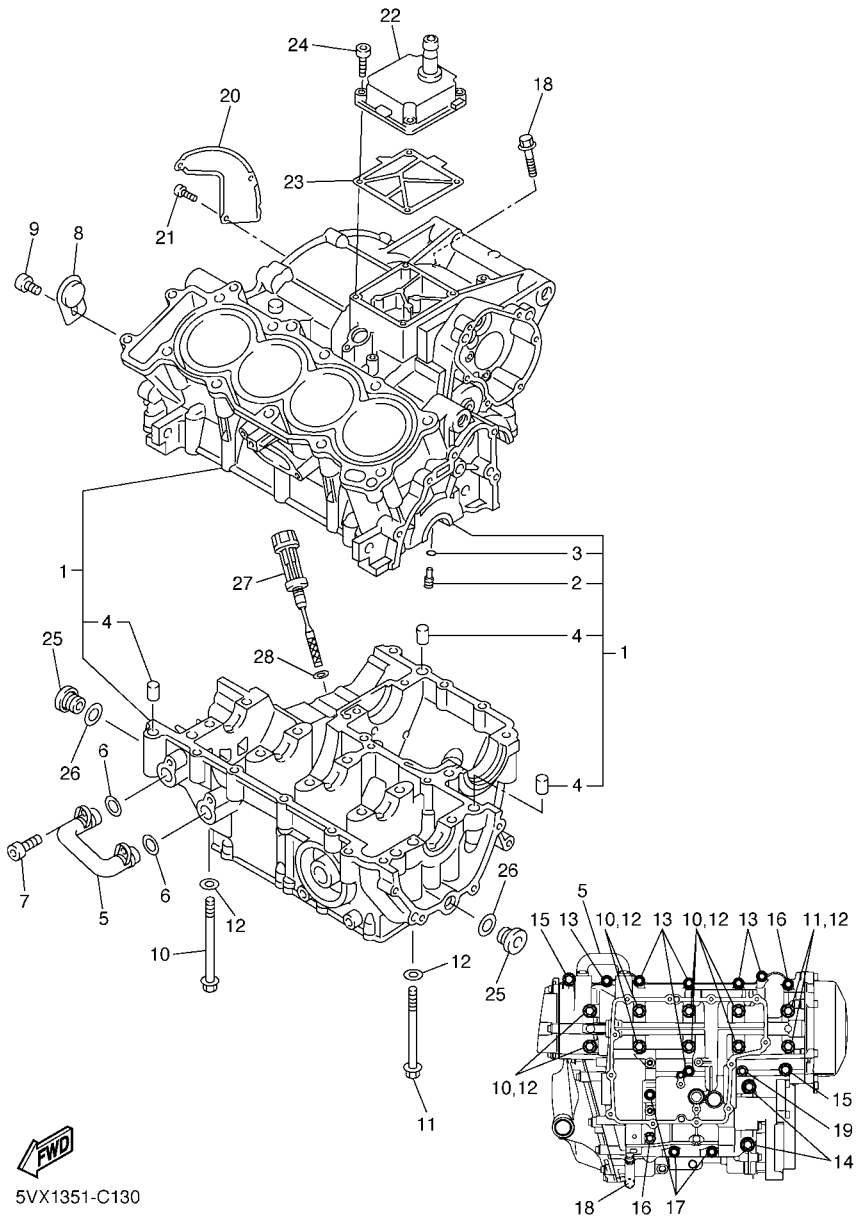

FIG. 13 CARTER

REF. Nº	CODIGO Nº	DESCRIPCION	5S21					OBSERVACIONES
28	93210–09165	ANILLO O	1					

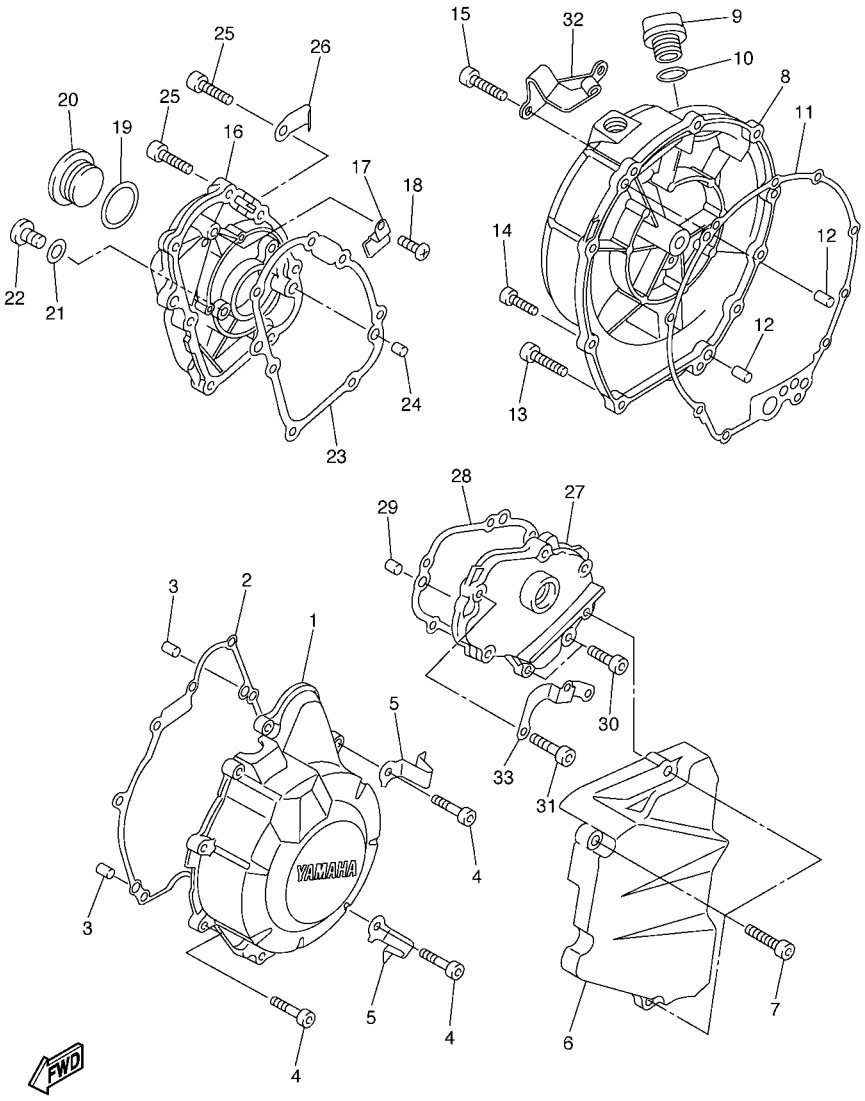

4P53300-F140

FIG. 14 CUBIERTA DE CARTER 1

REF. Nº	CODIGO Nº	DESCRIPCION	5S21					OBSERVACIONES
1	1B3–15411–00	CUBIERTA DE CARTER 1	1					
2	5VX–15451–01	EMPAQ DE CUBIERTA DE CARTER	1					
3	99530–08012	PASADOR, DE ESPIGA	2					
4	91314–06025	PERNO	9					
5	90465–08045	BRIDA	2					
6	1B3–15418–00	CUBIERTA CAJA DE CADENA	1					
7	91314–06025	PERNO	3					
8	1B3–15421–00	TAPA DE CARTER DERECHA	1					
9	3F9–15362–00	TAPON DEL NIVEL DE ACEITE	1					
10	93210–27194	ANILLO O	1					
11	5SL–15461–01	JUNTA TAPA CARTER DERECHO 2	1					
12	93608–17263	PASADOR DE CLAVIJA	2					
13	91314–06025	PERNO	7					
14	90110–06022	TORNILLO ALLEN	1					
15	91314–06030	PERNO	2					
16	1B3–15416–00	CUBIERTA DE BOMBA DE ACEITE	1					
17	90465–14011	BRIDA	1					
18	98507–06012	TORNILLO DE CABEZA PLANA	1					
19	93210–32172	ANILLO O	1					
20	90340–32004	TORNILLO, DE DRENAJE	1					
21	90430–08143	JUNTA	1					
22	92014–08014	PERNO	1					
23	5SL–15456–01	EMPAQ CUBTA.BOMBA ACEITE 1	1					
24	99530–08012	PASADOR, DE ESPIGA	2					
25	91314–06020	PERNO	7					
26	90465–10042	BRIDA	1					
27	1B3–15425–00	CUBIERTA DE GENERADOR 2	1					

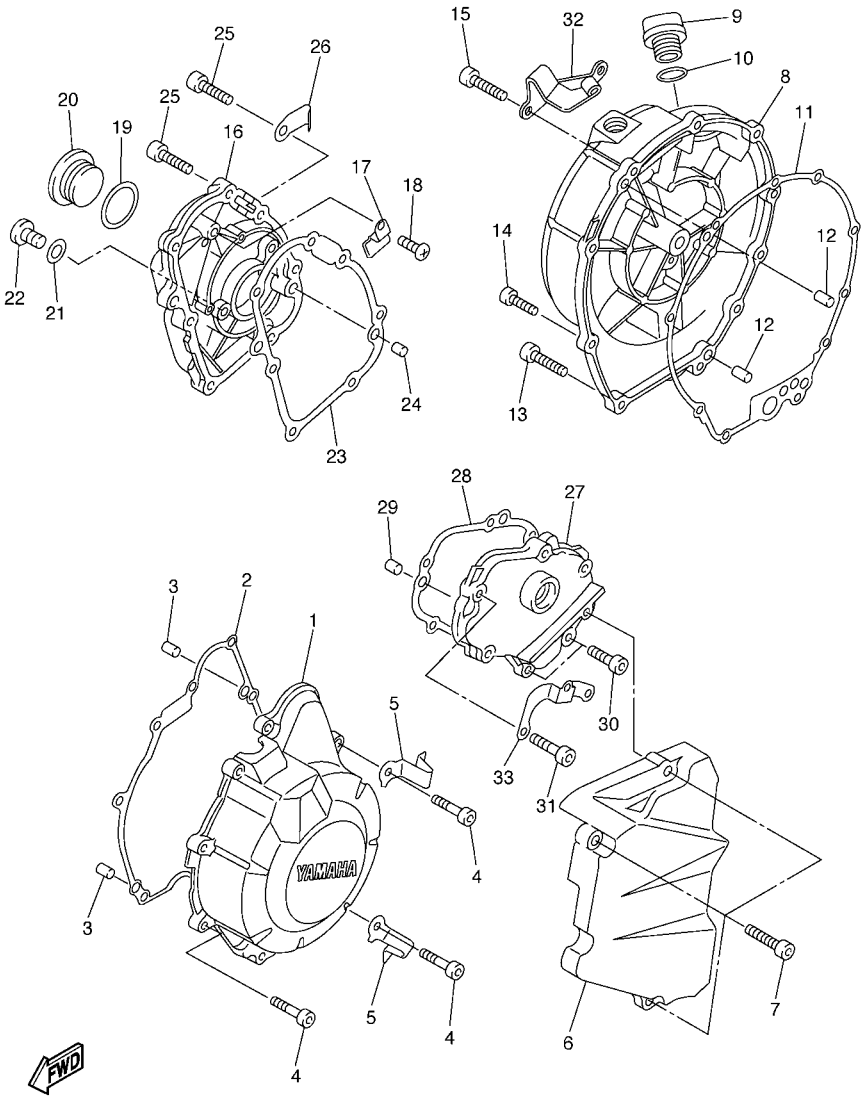

FIG. 14 CUBIERTA DE CARTER 1

REF. Nº	CODIGO Nº	DESCRIPCION	5S21					OBSERVACIONES
28	5VX–15463–01	EMPAQ CUBIERTA DEL CARTER 2	1					
29	99530–08012	PASADOR, DE ESPIGA	2					
30	91314–06020	PERNO	2					
31	91314–06025	PERNO	4					
32	5VX–15441–00	SOSTEN DE CABLE DE EMBRAGUE	1					
33	4P5–2588G–00	SOPORTE DE MANGUERA FRENO 6	1					

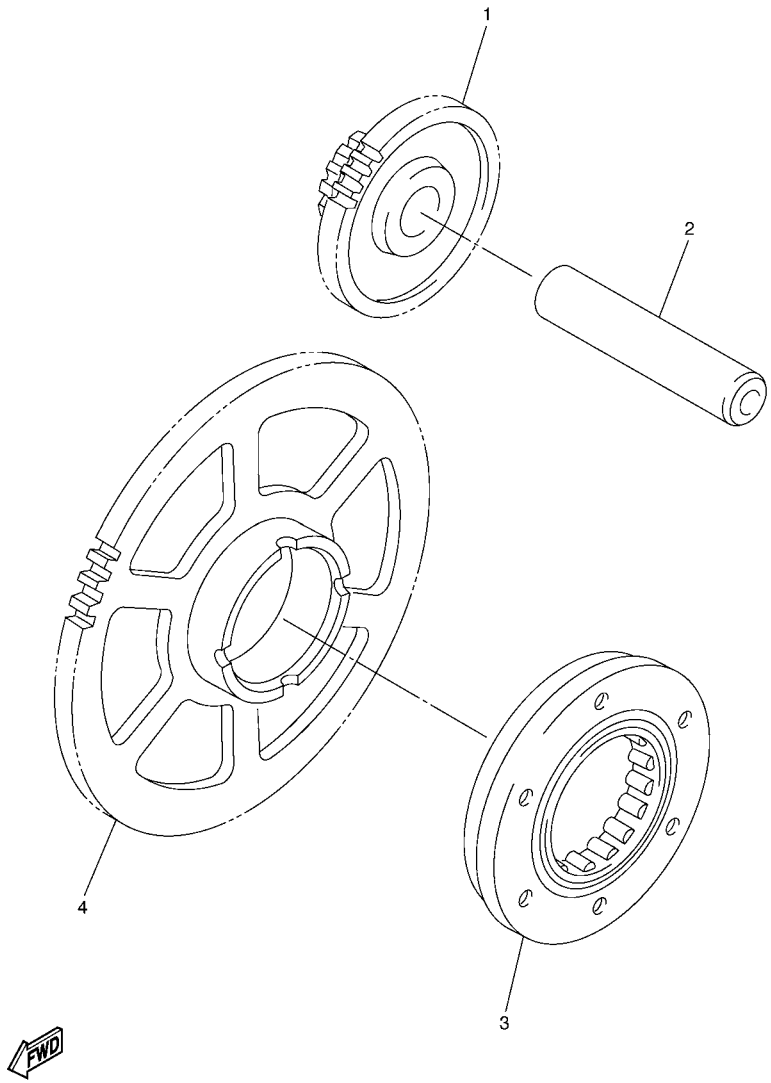

FIG. 15 ARRANQUE

REF. Nº	CODIGO Nº	DESCRIPCION	5S21					OBSERVACIONES
1	5SL–15512–00	ENGRENAJE NEUTRO	1					
2	5EB–15521–00	EJE 1	1					
3	5SL–15590–00	ENSAMBLE GUIA CADENA ARRANQUE	1					
4	5MT–15515–00	ENGRANAJE 3	1					

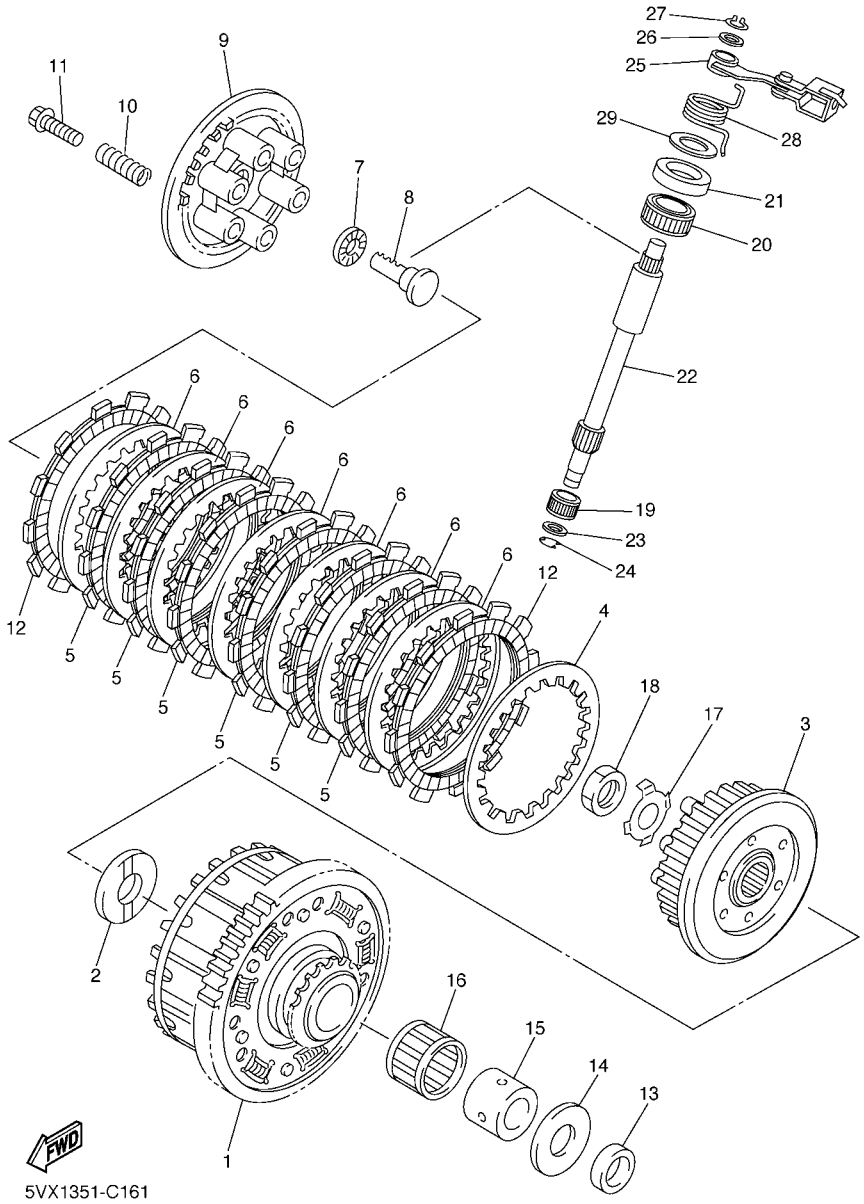

FIG. 16 EMBRAGUE

REF. Nº	CODIGO Nº	DESCRIPCION	5S21					OBSERVACIONES
1	5VX–16150–00	CAMPANA DE EMBRAGUE	1					
2	5EB–16154–00	ARANDELA, DE EMPUJE 1	1					
3	5VX–16371–00	CUBO, DE EMBRAGUE	1					
4	168–16324–00	DISCO, DE EMBRAGUE (T=2.3)	1					
5	4FN–16321–00	PLACA DE FRICCION	6					
6	3J2–16324–00	DISCO, DE EMBRAGUE (T=2.0)	7					
7	93306–00304	COJINETE	1					
8	5EB–16356–01	VARILLA DE EMPUJE 1	1					
9	5EB–16351–01	PLATO DE PRESION	1					
10	90501–225A9	RESORTE DE COMPRESION	6					
11	90159–06002	TORNILLO CON VALONA	6					
12	4H7–16321–02	PLACA DE FRICCION	2					
13	90201–255A6	ARANDELA PLANA	1					
14	1AE–16164–00	PLACA DE EMPUJE 2	1					
15	90387–25010	ESPACIADOR	1					
16	93310–340N8	COJINETE DE RODILLOS	1					
17	90215–20004	ARANDELA DE CIERRE	1					
18	90170–20008	TUERCA	1					
19	93317–11096	COJINETE	1					
20	93315–31502	COJINETE DE RODILLOS	1					
21	93102–15212	SELLO ACEITE	1					
22	5VX–16382–00	EJE DE PALANCA DE EMPUJE	1					
23	92907–08600	ARANDELA	1					
24	99001–07600	PRESILLA REDONDA	1					
25	5VX–16340–00	PALANCA DE EMPUJE COMPLETA	1					
26	90201–10119	ARANDELA PLANA	1					
27	99009–10400	PRESILLA REDONDA	1					

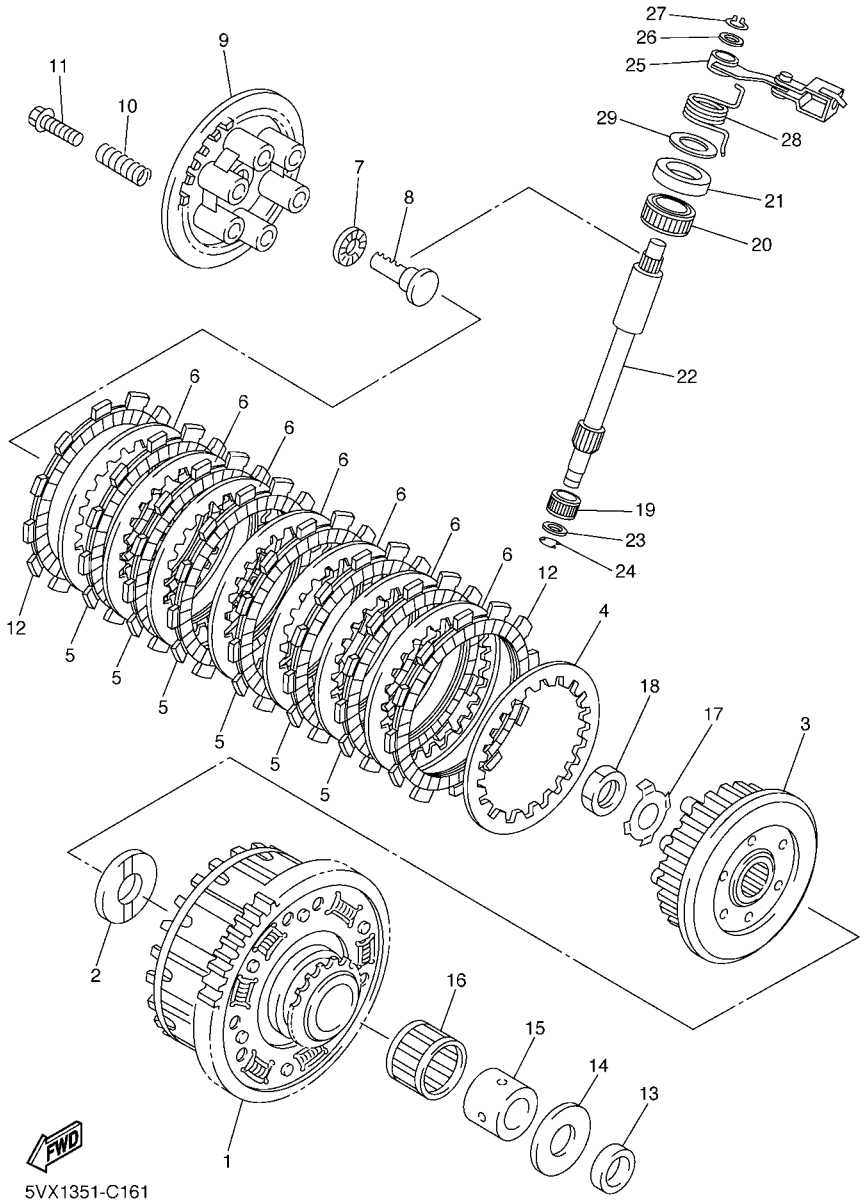

FIG. 16 EMBRAGUE

REF. Nº	CODIGO Nº	DESCRIPCION	5S21					OBSERVACIONES
28	90508–18016	RESORTE DE TORSION	1					
29	90201–15013	ARANDELA PLANA	1					

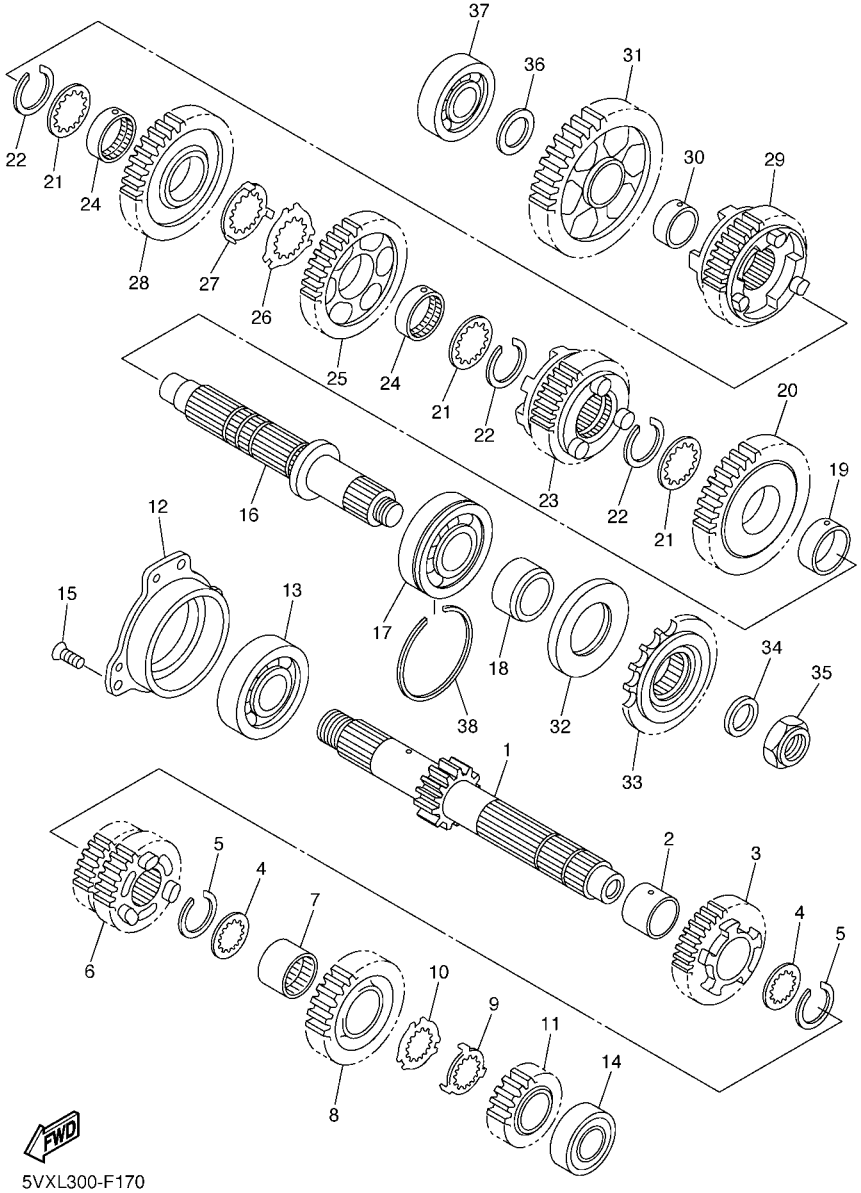

5VXL300-F170

FIG. 17 TRANSMISION

REF. Nº	CODIGO Nº	DESCRIPCION	5S21					OBSERVACIONES
1	5SL–17411–00	EJE, PRINCIPAL (13T)	1					
2	90387–253M6	ESPACIADOR	1					
3	5VX–17151–00	ENGRANAJE PINON DE 5TA (21T)	1					
4	90209–21332	ARANDELA DE SEPARACION	2					
5	93440–25186	SEGURO	2					
6	5SL–17131–20	ENGRANAJE PINON DE 3RA(18/24T)	1					
7	90387–2513E	ESPACIADOR	1					
8	5SL–17161–00	ENGRANAJE PINON 6TA (24T)	1					
9	90209–22352	ARANDELA DE SEPARACION	1					
10	90209–21351	ARANDELA DE SEPARACION	1					
11	5SL–17121–00	ENGRANAJE DE PINON DE 2DA(19T)	1					
12	5EB–15163–01	CAJA DE COJINETE 1	1					
13	93306–30525	COJINETE	1					
14	93306–20464	COJINETE	1					
15	90151–06008	TORNILLO EMBUTIDO	3					
16	4S8–17421–00	EJE SECUNDARIO	1					
17	93306–30546	COJINETE	1					
18	90387–2504A	ESPACIADOR	1					
19	90387–2813C	ESPACIADOR	1					
20	5VX–17221–00	ENGRANAJE RUEDA DE 2DA (37T)	1					
21	90209–25342	ARANDELA DE SEPARACION	3					
22	93440–28062	SEGURO	3					
23	5VX–17261–00	ENGRANAJE RUEDA DE 6TA (26T)	1					
24	90387–2813D	ESPACIADOR	2					
25	5SL–17241–00	ENGRANAJE DE RUEDA 4TA (32T)	1					
26	90209–25349	ARANDELA DE SEPARACION	1					
27	90209–25350	ARANDELA DE SEPARACION	1					

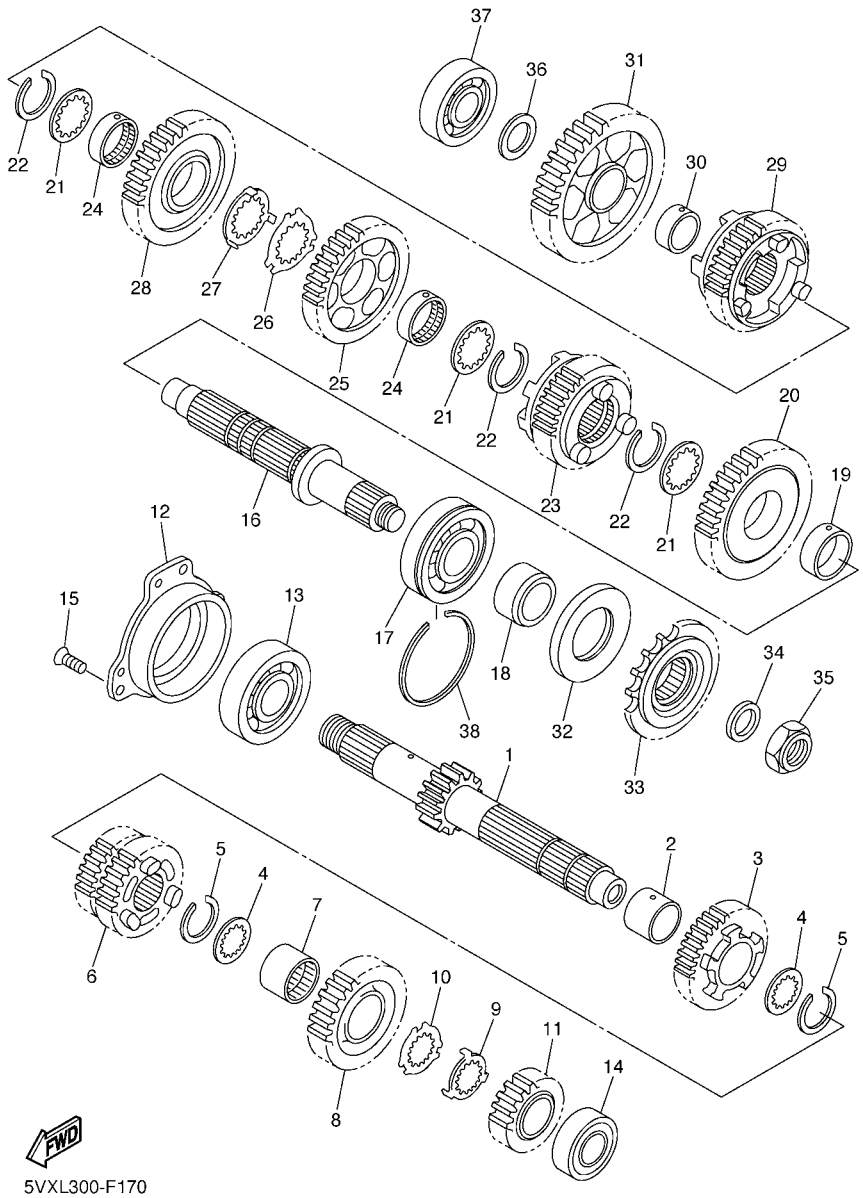

FIG. 17 TRANSMISION

REF. Nº	CODIGO Nº	DESCRIPCION	5S21					OBSERVACIONES
28	5SL–17231–00	ENGRANAJE RUEDA DE 3RA (28T)	1					
29	5VX–17251–00	ENGRANAJE RUEDA DE 5TA (25T)	1					
30	90387–2202V	ESPACIADOR	1					
31	5SL–17211–00	ENGRANAJE RUEDA DE 1 RA (37T)	1					
32	93102–35423	SELLO ACEITE	1					
33	5VX–17460–00	RUEDA DENTADA, TRACC (16T)	1					
34	90201–20023	ARANDELA PLANA	1					
35	90179–20011	TUERCA	1					
36	90201–20278	ARANDELA PLANA	1					
37	93306–20464	COJINETE	1					
38	278–17424–01	PRESILLA REDONDA 1	1					

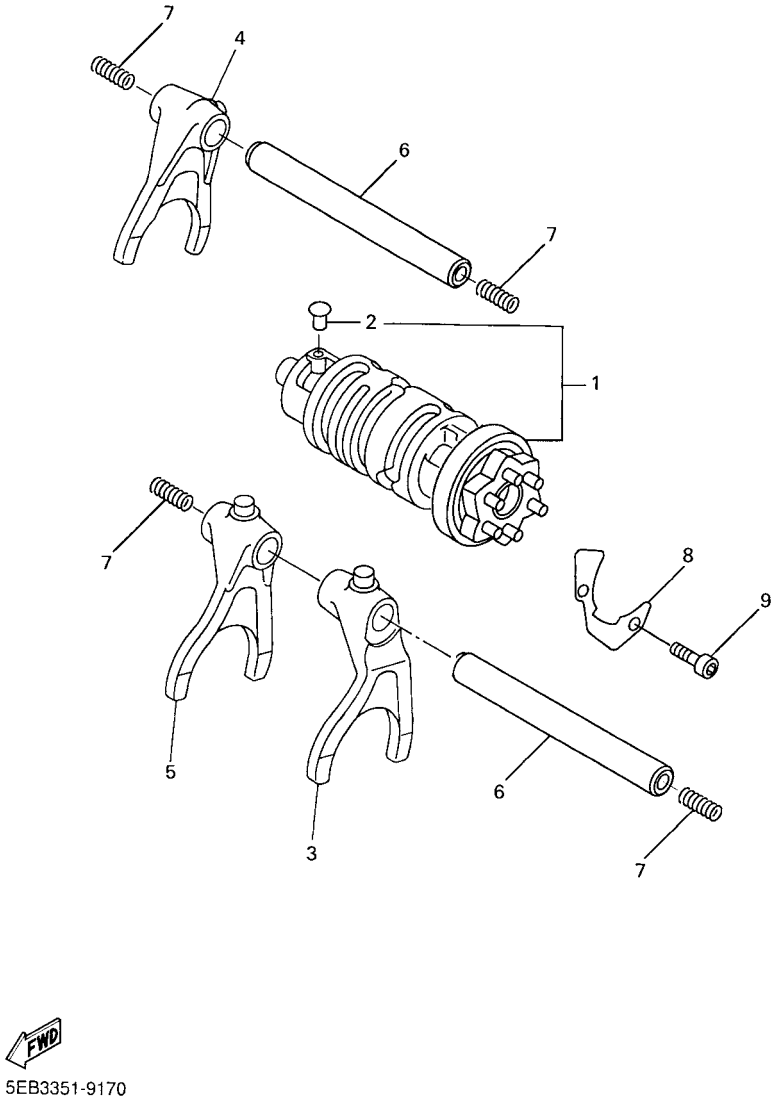

FIG. 18 LEVA DE CAMBIO & HORQUILLA

REF. Nº	CODIGO Nº	DESCRIPCION	5S21					OBSERVACIONES
1	5VX–18540–00	LEVA DEL CAMBIO COMPLETA	1					
2	136–18542–00	.PUNTO MUERTO	1					
3	5SL–18511–00	HORQUILLA DEL CAMBIO 1	1					
4	5MT–18512–00	HORQUILLA DEL CAMBIO 2	1					
5	5EB–18513–00	HORQUILLA DEL CAMBIO 3	1					
6	4XV–18531–00	BARRA GUIA HORQ. CAMBIO 1	2					
7	90501–064L1	RESORTE DE COMPRESION	4					
8	5EB–18536–00	TOPE DE PALANCA SELECTOR	1					
9	90110–06018	TORNILLO ALLEN	2					

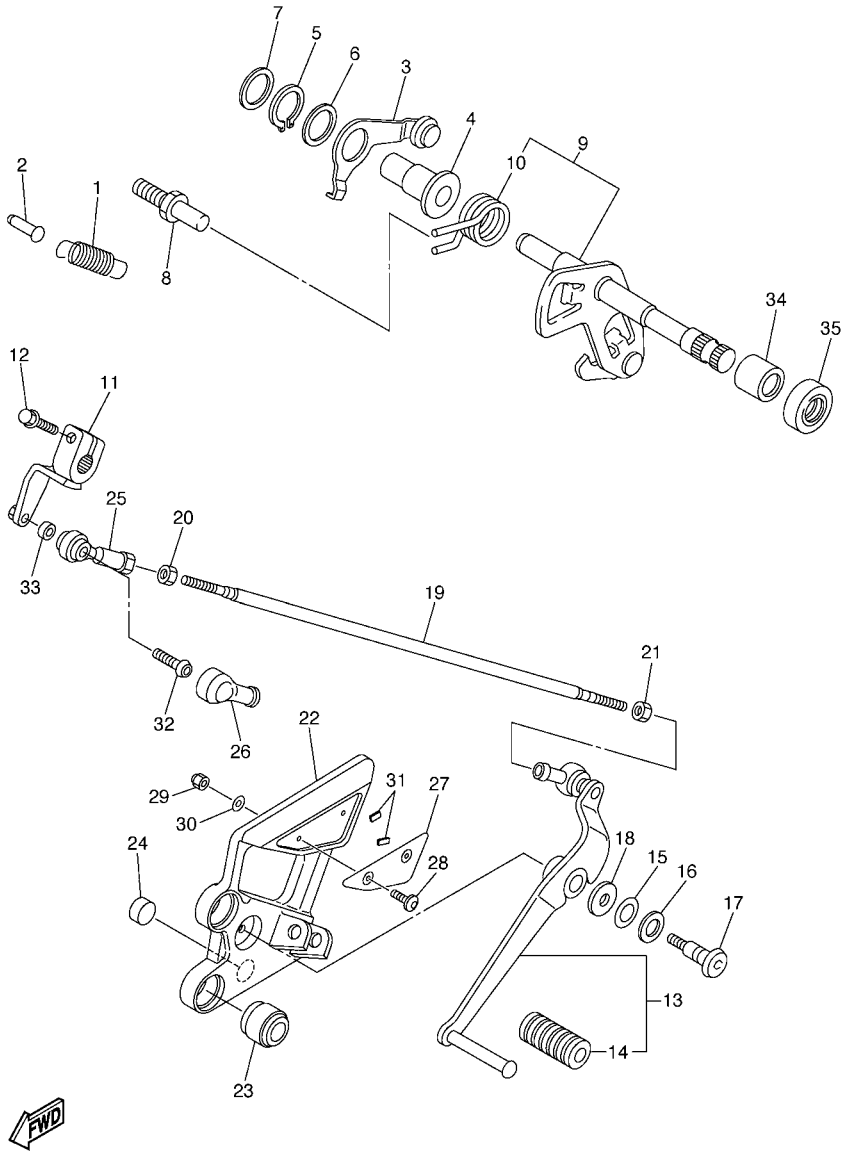

5VXL300-F190

FIG. 19 EJE DE CAMBIO & PEDAL

REF. Nº	CODIGO Nº	DESCRIPCION	5S21					OBSERVACIONES
1	90506–14003	RESORTE DE TENSION	1					
2	132–16346–00	GANCHO DE RESORTE	1					
3	5VX–18140–00	PALANCA DE TOPE COMPLETA	1					
4	90387–127V3	ESPACIADOR	1					
5	99009–17400	PRESILLA REDONDA	1					
6	90201–177G4	ARANDELA PLANA	1					
7	90201–154E8	ARANDELA, DE PLACA (T=1.0)	1					
8	1D7–18127–00	PASADOR DE PALANCA	1					
9	5VX–18101–11	EJE SELECTOR COMPLETO	1					
10	90508–295B2	.RESORTE DE TORSION	1					
11	5VX–18112–01	BRAZO DEL CAMBIO	1					
12	95824–06020	TORNILLO	1					
13	5VX–18110–00	PEDAL DE CAMBIO COMPLETO	1					
14	5EB–18113–00	.FUNDA DEL PEDAL DEL CAMBIO	1					
15	90201–12013	ARANDELA PLANA	1					
16	90206–12074	ARANDELA ONDULADA	1					
17	4BP–27434–01	PERNO	1					
18	90201–08784	ARANDELA PLANA	1					
19	5VX–18115–02	VARILLA DEL CAMBIO	1					
20	90170–06228	TUERCA	1					
21	95304–06700	TUERCA	1					
22	5VX–27442–10	SOPORTE 2	1					
23	5VX–27424–00	AMORTIGUADOR DE APOYAPIE 2	2					
24	5VX–27114–00	TOPE DE PUNTAL PRINCIPAL	1					
25	5VX–18116–00	VARILLA DE CONECTOR 1	1					
26	5VX–18154–00	CUBIERTA GUARDAPOLVO	1					
27	4S8–27445–00	PLACE 1	1					

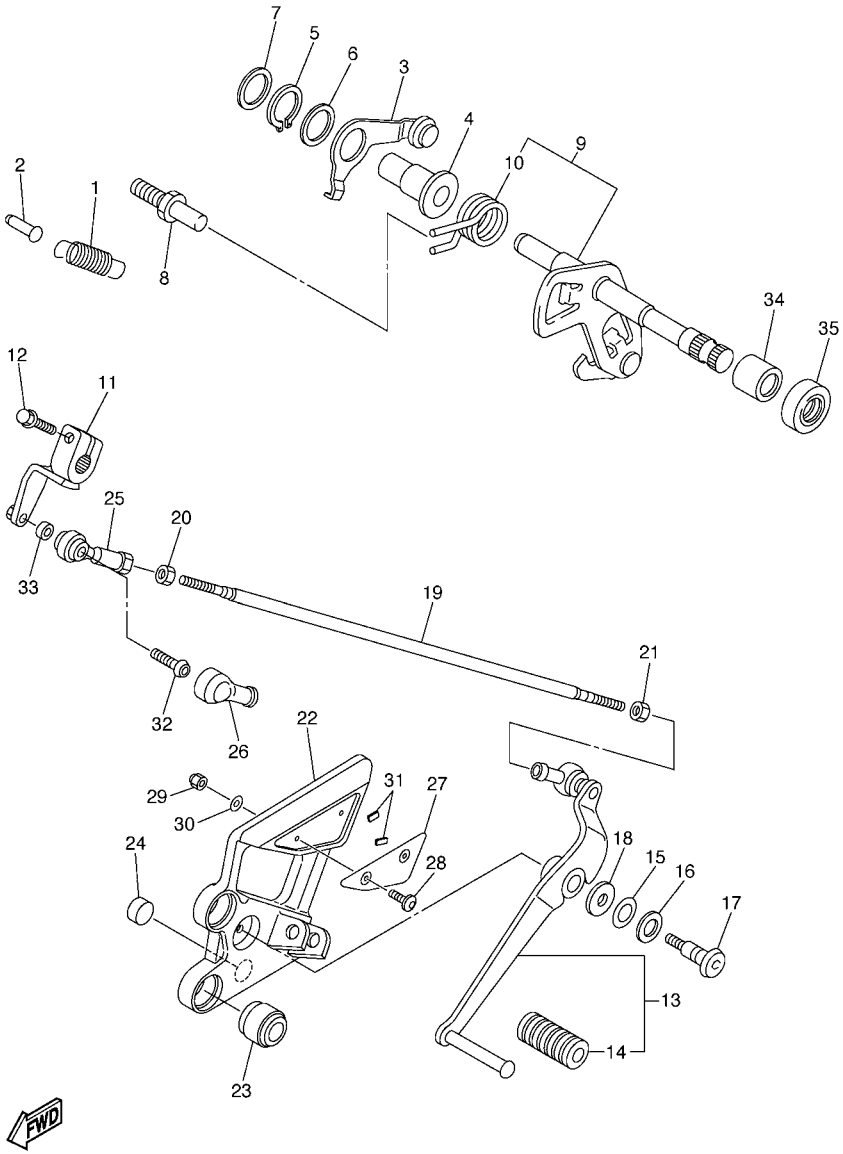

5VXL300-F190

FIG. 19 EJE DE CAMBIO & PEDAL

REF. Nº	CODIGO Nº	DESCRIPCION	5S21					OBSERVACIONES
28	92014–05012	PERNO	2					
29	95607–05100	TUERCA AUTOBLOCANTE	2					
30	92990–05200	ARANDELA PLANA	2					
31	4S8–27415–00	PLACA DE APOYAPIE	2					
32	90111–06019	TORNILLO	1					
33	90387–06372	ESPACIADOR	1					
34	93317–11295	COJINETE	1					
35	93102–12106	SELLO ACEITE (SD 12-22-5 HS)	1					

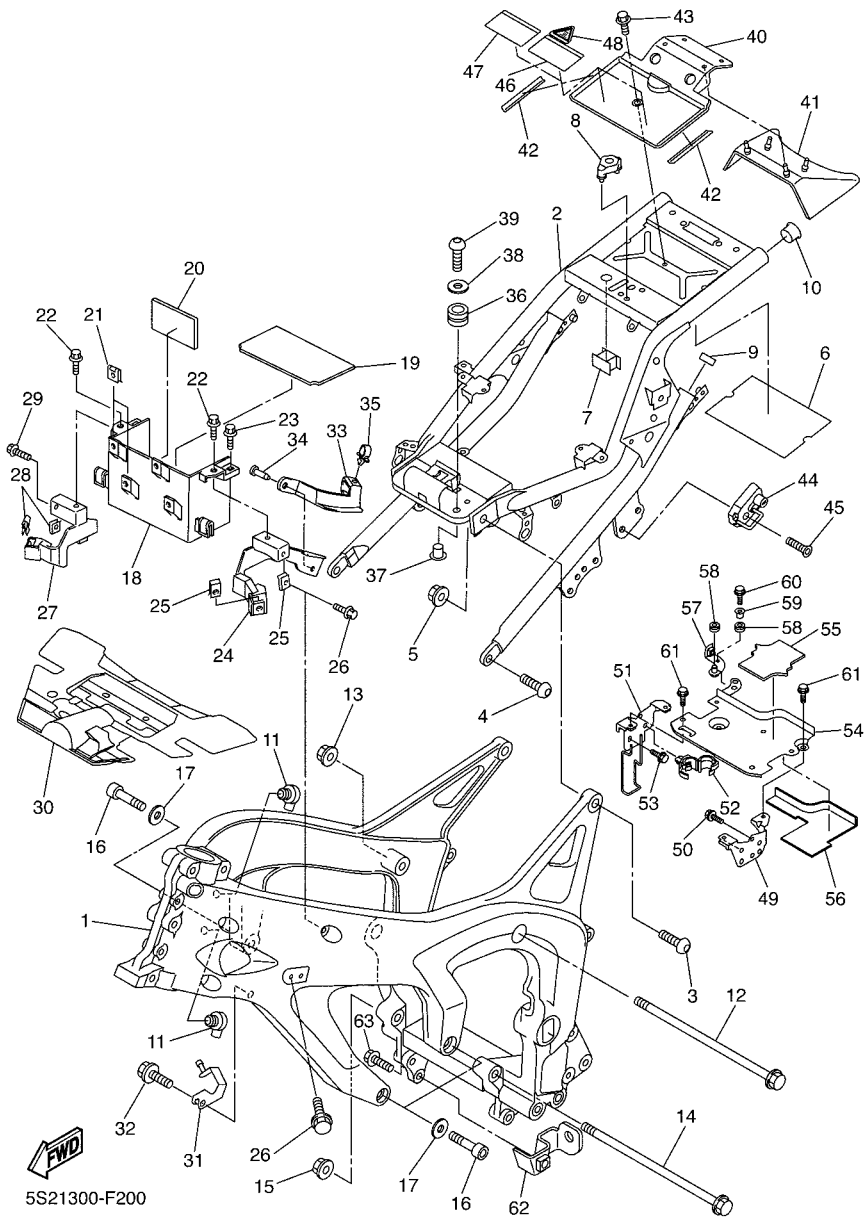

FIG. 20 CUADRO

REF. Nº	CODIGO Nº	DESCRIPCION	5S21					OBSERVACIONES
1	4S8–21110–09	ARMAZON COMPLETO	1					
2	4S8–21190–09	CUADRO TRASERO COMPLETA	1					
3	90149–10006	TORNILLO DE REGLAJE	2					
4	90149–10012	TORNILLO DE REGLAJE	2					
5	95607–10200	TUERCA DE AUTO-CIERRE	2					
6	5VX–21268–00	SELLO	1					
7	5VX–2139B–00	SELLO	1					
8	5VX–2140A–00	TOPE DE AMORTIGUADOR	1					
9	3YJ–24481–00	TAPON	2					
10	90338–21145	TAPON	1					
11	5VX–21279–10	TAPON CIEGO	2					
12	90105–10032	TORNILLO	1					
13	90185–10002	TUERCA AUTOBLOCANTE	1					
14	90105–10N53	TORNILLO	1					
15	90185–10002	TUERCA AUTOBLOCANTE	1					
16	91314–10050	PERNO	3					
17	90201–10020	ARANDELA PLANA	3					
18	5VX–2177G–00	CAJA DE BATERIA	1					
19	5VX–82122–00	ASIENTO DE BATERIA	1					
20	5EJ–2414H–00	EQUILIBRIO, CUBIERTA	1					
21	90183–06053	TUERCA DE RESORTE	2					
22	90109–06060	PERNO	2					
23	95807–06025	TORNILLO	2					
24	5VX–21238–00	SOPORTE	1					
25	90183–060A1	TUERCA DE RESORTE	2					
26	90105–06557	TORNILLO	2					
27	5VX–21239–00	SOPORTE 2	1					

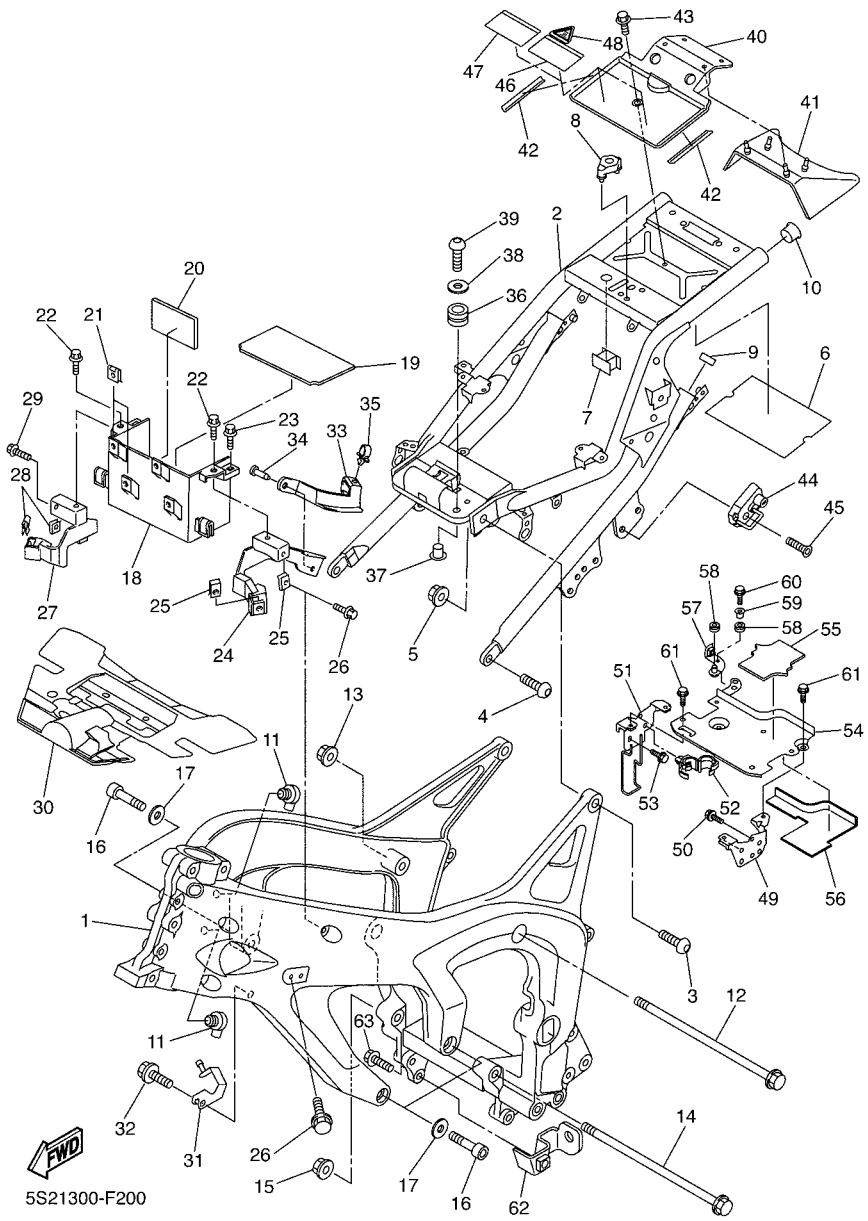

FIG. 20 CUADRO

REF. Nº	CODIGO Nº	DESCRIPCION	5S21					OBSERVACIONES
28	90183–060A1	TUERCA DE RESORTE	2					
29	90105–06557	TORNILLO	2					
30	5VX–2117M–01	CUBIERTA	1					
31	5VX–21249–00	SOPORTE	1					
32	95027–06012	PERNO, DE BRIDA	1					
33	5VX–2135F–00	CUBIERTA	1					
34	90269–08066	REMACHE	2					
35	90464–15157	BRIDA	1					
36	90480–12237	TAPON	2					
37	90387–06078	ESPACIADOR	2					
38	90201–06055	ARANDELA PLANA	2					
39	92017–06020	PERNO	2					
40	5VX–2139W–00	CUBIERTA	1					
41	5VX–2139R–00	CUBIERTA 2	1					
42	5VX–21269–00	SELLO	2					
43	90109–067F4	PERNO	1					
44	4R8–21308–00	PORTACASCO COMPLETO	1					
45	90151–06018	TORNILLO EMBUTIDO	1					
46	5VX–2117B–31	ETIQUETA DE ADVERTENCIA	1					
47	5VX–2117B–41	ETIQUETA DE ADVERTENCIA	1					
48	5VX–2117B–A1	ETIQUETA DE ADVERTENCIA	1					
49	5VX–21843–00	ESTANCIA 4	1					
50	95827–06010	TORNILLO	2					
51	5VX–22836–00	SOPORTE 3	1					
52	90464–14001	BRIDA	1					
53	95827–06010	TORNILLO	2					
54	4P5–2175V–00	SOSTEN 3	1					

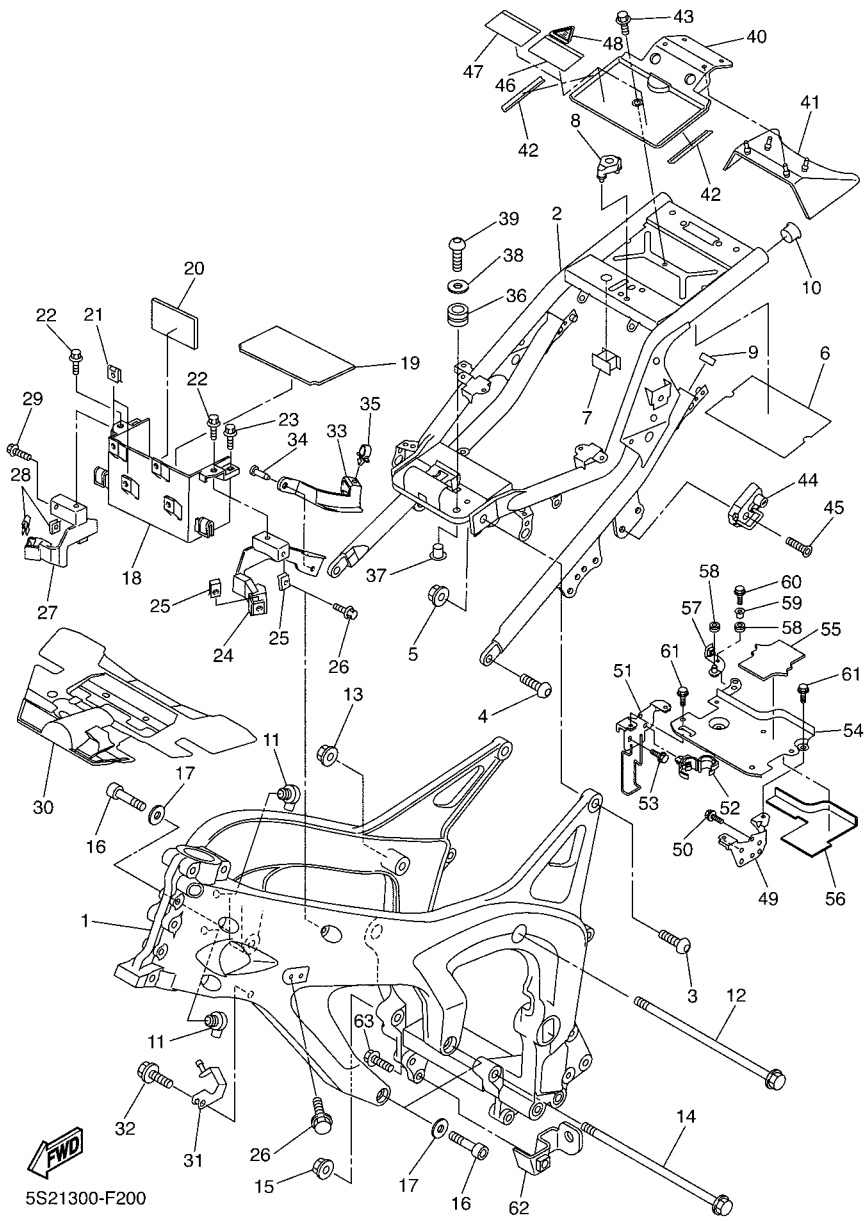

FIG. 20 CUADRO

REF. Nº	CODIGO Nº	DESCRIPCION	5S21					OBSERVACIONES
55	5VX–21779–00	AMORTIGUADOR DE UBICACION 2	1					
56	5VX–2173M–00	SELLO 3	1					
57	4P5–21228–00	SOPORTE, TANQUE DE RESERVA	1					
58	90480–13163	TAPON	2					
59	90560–06201	SEPARADOR	1					
60	95807–06016	TORNILLO	1					
61	95827–06010	TORNILLO	6					
62	4S8–2119V–00	SOPORTE	1					
63	95827–08025	TORNILLO	1					

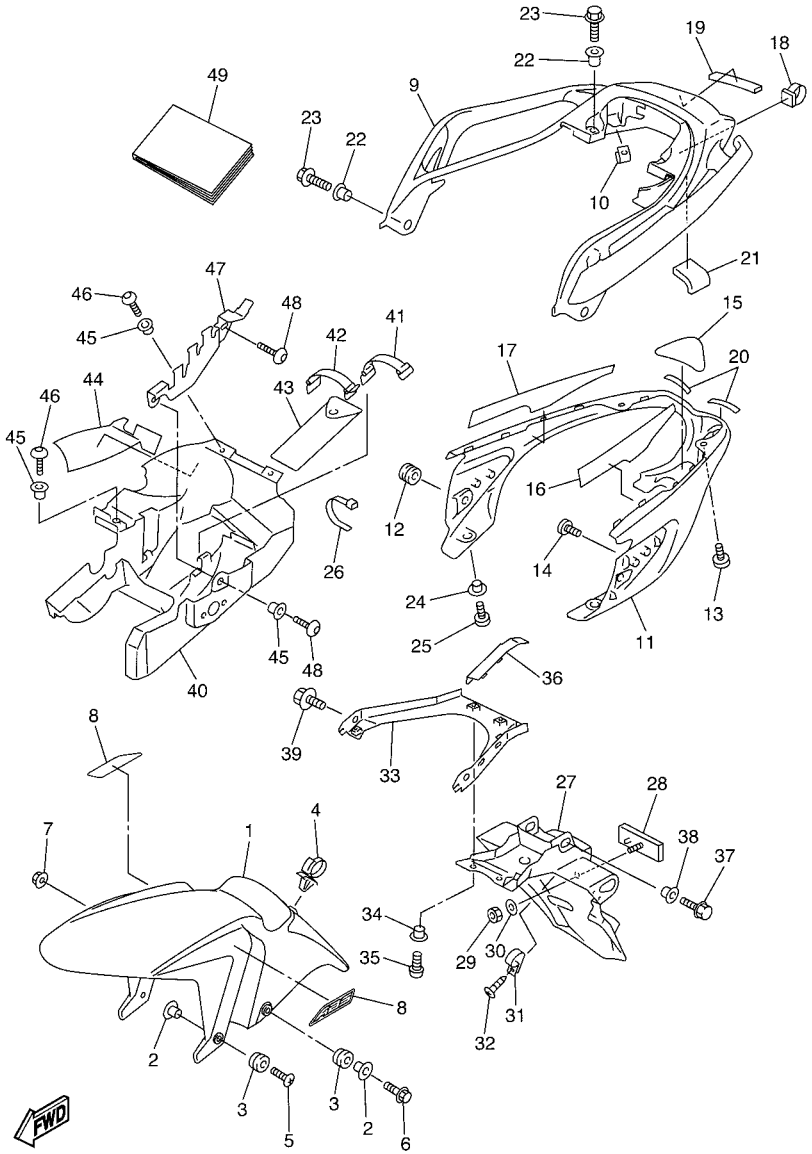

FIG. 21 GUARDABARRO

REF. Nº	CODIGO Nº	DESCRIPCION	5S21					OBSERVACIONES
1	4S8–21511–00–P0	GUARDABARRO DELANTERO	1					UR PARA SMX
	4S8–21511–00–P1	GUARDABARRO DELANTERO	1					UR PARA DRMK
	4S8–21511–00–P2	GUARDABARRO DELANTERO	1					UR PARA DPBMC
2	90387–065J6	ESPACIADOR	4					
3	90480–12072	TAPON	4					
4	90464–18002	BRIDA	1					
5	90154–06061	TORNILLO DE LIGAR	2					
6	90109–06031	PERNO	2					
7	90179–06403	TUERCA	2					
8	5VS–21578–10	EMBLEMA	2					
9	5VX–24773–00–P6	MANIJA DE ASIENTO	1					UR PARA SMX
	5VX–24773–00–P7	MANIJA DE ASIENTO	1					UR PARA DRMK
	5VX–24773–00–P8	MANIJA DE ASIENTO	1					UR PARA DPBMC
10	90183–05061	TUERCA DE RESORTE	2					
11	5VX–21651–00	TAPA DE GUARDABARRO TRAS.	1					
12	90480–13398	TAPON	2					
13	98907–05012	TORNILLO DE LIGAR	2					
14	97707–50012	TORNILLO	2					
15	5VX–21669–00	SELLO	1					
16	5VX–21732–00	SELLO 1	1					
17	5VX–21735–01	SELLO 2	1					
18	90464–14002	BRIDA	1					
19	5VX–88158–00	AMORTIGUADOR	1					
20	5VX–21639–00	AMORTIGUADOR 2	2					
21	31A–28217–00	AMORTIGUADOR 1	1					
22	90387–09003	ESPACIADOR	4					
23	95827–08025	TORNILLO	4					

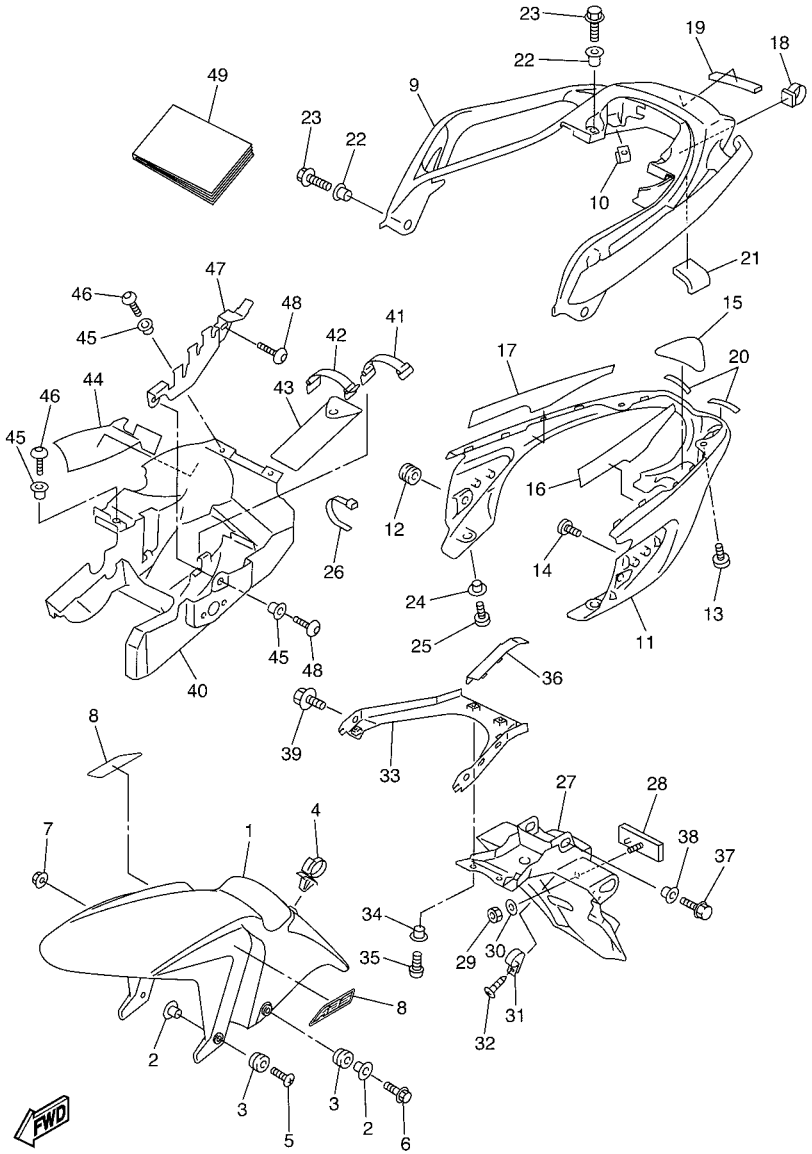

FIG. 21 GUARDABARRO

REF. Nº	CODIGO Nº	DESCRIPCION	5S21					OBSERVACIONES
24	90387–064J1	ESPACIADOR	2					
25	98907–06012	TORNILLO DE LIGAR	2					
26	90465–13152	BRIDA	2					
27	5VX–21621–00	CHARNELA	1					
28	3Y6–85130–02	REFLECTOR TRASERO COMPLETO	1					
29	95607–05100	TUERCA AUTOBLOCANTE	1					
30	90201–05725	ARANDELA PLANA	1					
31	90464–18029	BRIDA	1					
32	97707–40012	TORNILLO ROSCA HEMBRA	1					
33	5VX–2161G–00	SOPORTE 6	1					
34	90387–064J1	ESPACIADOR	2					
35	92017–06012	PERNO	2					
36	5VX–21665–00	GUIA DE GUARDAFANGO	1					
37	95827–06016	TORNILLO	2					
38	90387–06075	ESPACIADOR	2					
39	95827–08012	TORNILLO	2					
40	5VX–21629–00	GUARDABARRO INFERIOR	1					
41	3TJ–82131–00	TIRANTE DE BATERIA	1					
42	122–82131–00	TIRANTE DE BATERIA	1					
43	5VX–28100–00	JUEGO DE HERRAMIENTAS	1					
44	5VX–2173N–01	SELLO 4	1					
45	90387–064J1	ESPACIADOR	4					
46	92017–06012	PERNO	3					
47	5VX–2164F–00	APOYO 1	1					
48	92017–06016	PERNO	2					
49	5S2–F8199–S0	MANUAL DEL PROPRIETARIO	1					

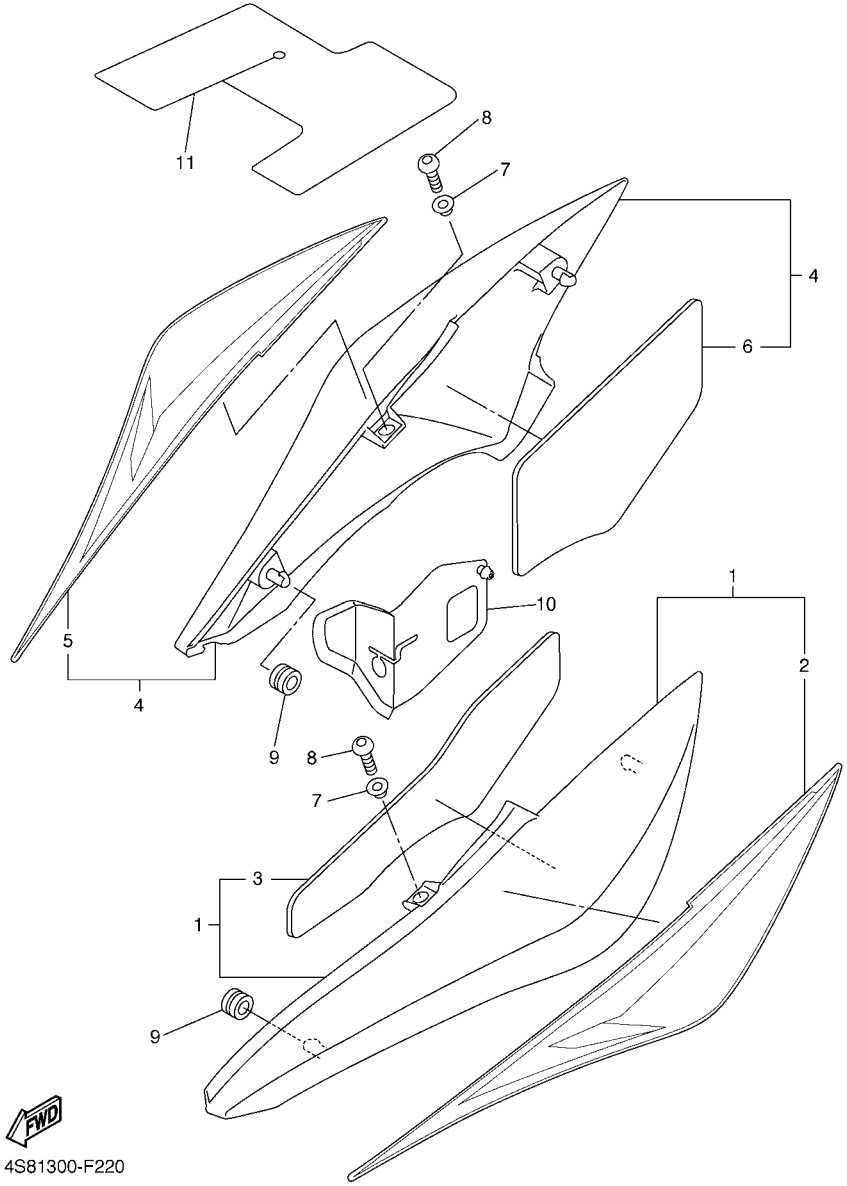

FIG. 22 CUBIERTA LATERAL

REF. Nº	CODIGO Nº	DESCRIPCION	5S21					OBSERVACIONES
1	5VX–Y2171–J0	CUBIERTA, LATERAL 1	1					UR PARA SMX
	5VX–Y2171–K0	CUBIERTA, LATERAL 1	1					UR PARA DRMK
	5VX–Y2171–L0	CUBIERTA, LATERAL 1	1					UR PARA DPBMC
2	4S8–2173E–00	.GRAFICO 1	1					UR PARA SMX
	4S8–2173E–10	.GRAFICO 1	1					UR PARA DRMK
	4S8–2173E–20	.GRAFICO 1	1					UR PARA DPBMC
3	5VX–2174X–00	.AMORTIGUADOR	1					
4	5VX–Y2172–K0	CUBIERTA, LATERAL 2	1					UR PARA SMX
	5VX–Y2172–L0	CUBIERTA, LATERAL 2	1					UR PARA DRMK
	5VX–Y2172–M0	CUBIERTA, LATERAL 2	1					UR PARA DPBMC
5	4S8–2173F–00	.GRAFICO 2	1					UR PARA SMX
	4S8–2173F–10	.GRAFICO 2	1					UR PARA DRMK
	4S8–2173F–20	.GRAFICO 2	1					UR PARA DPBMC
6	5VX–2174Y–00	.AMORTIGUADOR	1					
7	90387–064J1	ESPACIADOR	2					
8	92017–06014	PERNO	2					
9	90480–01558	TAPON	2					
10	5VX–2163A–00	CUBIERTA TRAS GUARDABARRO 1	1					
11	5VX–2177F–00	CHARNELA	1					

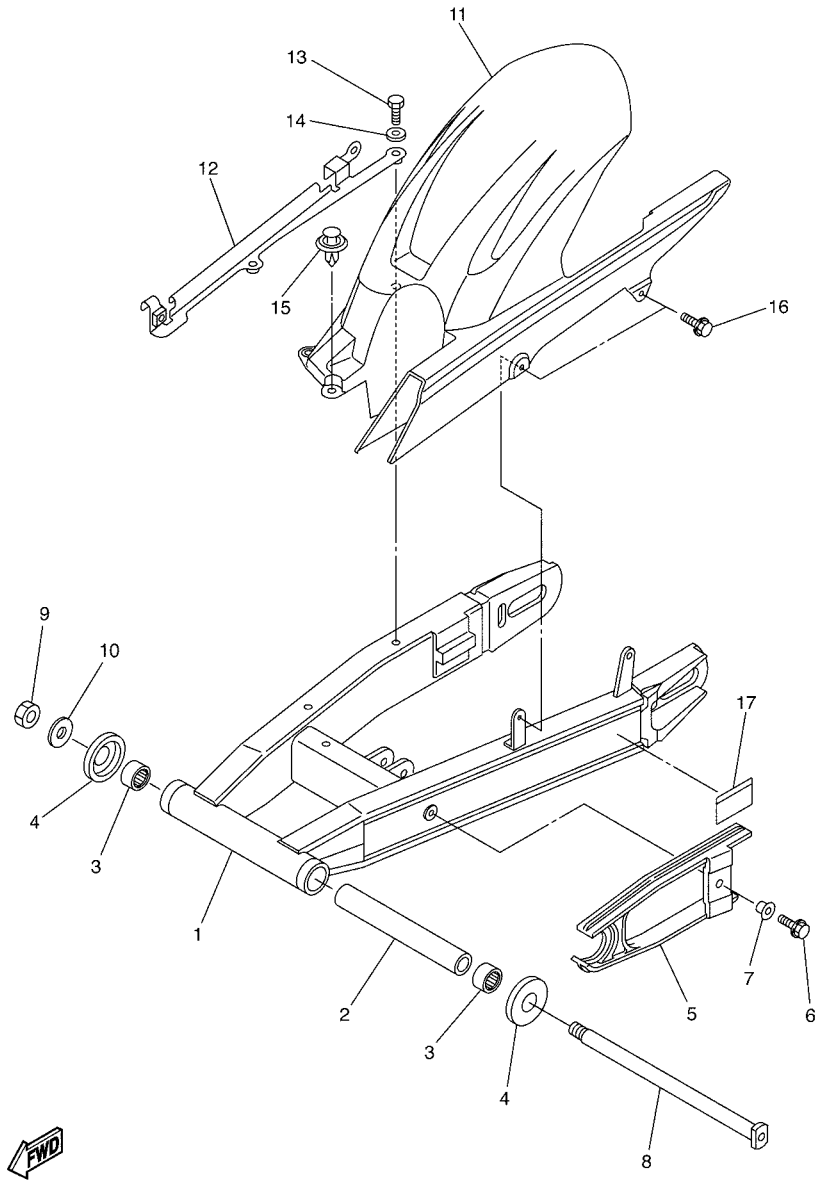

5S21300-F230

FIG. 23 BRAZO TRASERO

REF. Nº	CODIGO Nº	DESCRIPCION	5S21					OBSERVACIONES
1	4S8–22110–00	BRAZO TRASERO COMPLETO	1					
2	5EB–22184–00	BUJE	1					
3	93315–42523	COJINETE DE RODILLOS	2					
4	5JJ–22128–00	TAPA DE EMPIJE 1	2					
5	5VX–22151–00	SELLO DE GUARDA	1					
6	90119–06096	TORNILLO CON ARANDELA	1					
7	90387–06372	ESPACIADOR	1					
8	4FN–22141–00	EJE DEL BARCULANTE	1					
9	90185–18167	TUERCA AUTOBLOCANTE	1					
10	90201–18020	ARANDELA PLANA	1					
11	5VX–21650–00	GUARDABARRO TRANSERO COMP.	1					
12	4P5–2587A–00	SOPORTE DE MANGUERA FRENO	1					
13	97007–06025	PERNO	2					
14	92907–06600	ARANDELA	2					
15	90269–08001	REMACHE	1					
16	90119–06117	TORNILLO CON ARANDELA	2					
17	3XW–21668–A1	ETIQUETA DE FRANJA	1					

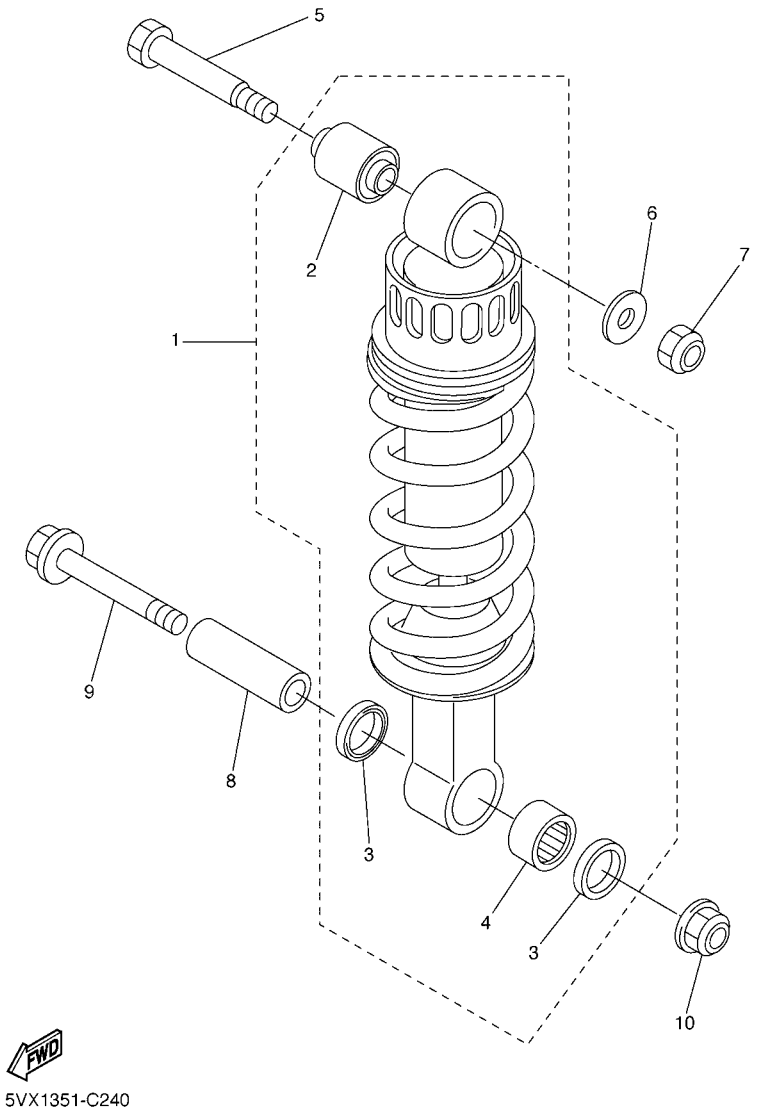

FIG. 24 SUSPENSION TRASERO

REF. Nº	CODIGO Nº	DESCRIPCION	5S21					OBSERVACIONES
1	5VX–22210–00	AMORTIGUADOR TRASERO COMPLETO	1					
2	34L–22216–00	.BUJE DEL AMORTIGUADOR TRASERO	1					
3	93109–17071	.SELLO ACEITE	2					
4	93315–31758	.COJINETE DE RODILLOS	1					
5	90109–10654	PERNO	1					
6	90201–101J1	ARANDELA PLANA	1					
7	95607–10100	TUERCA AUTOBLOCANTE	1					
8	90387–1012B	ESPACIADOR	1					
9	90105–10323	TORNILLO	1					
10	95607–10200	TUERCA DE AUTO-CIERRE	1					

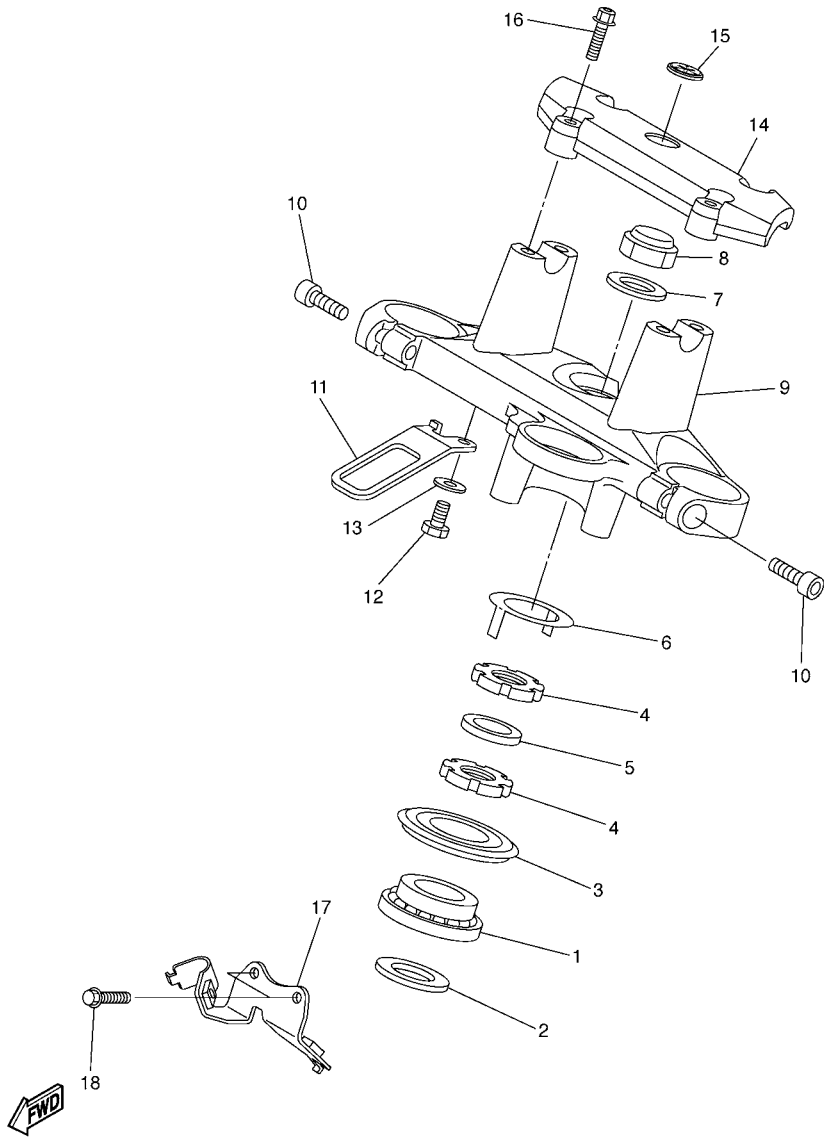

FIG. 25 DIRECCION

REF. Nº	CODIGO Nº	DESCRIPCION	5S21					OBSERVACIONES
1	93399–99931	COJINETE	1					
2	90202–24190	ARANDELA DE PLANA	1					
3	5VX–23415–00	CUBIERTA DE PISTA DE BOLAS 1	1					
4	90179–25033	TUERCA	2					
5	90202–26142	ARANDELA DE PLANA	1					
6	26H–23418–01	ARANDELA ESPECIAL	1					
7	90201–220T0	ARANDELA PLANA	1					
8	90176–22081	TUERCA CORONA	1					
9	5VX–23435–20	PLATINA SUPERIOR	1					
10	91314–08030	PERNO	2					
11	5VX–23389–00	GUIA DE CABLE	1					
12	97007–06016	PERNO	1					
13	92907–06600	ARANDELA	1					
14	4S8–23441–00	SOPORTE DE MANUBRIO	1					
15	4XV–2341B–00	EMBLEMA	1					
16	95024–08035	PERNO, DE BRIDA	4					
17	4P5–23377–00	SOPORTE DE BOCINA	1					
18	95807–06012	TORNILLO	2					

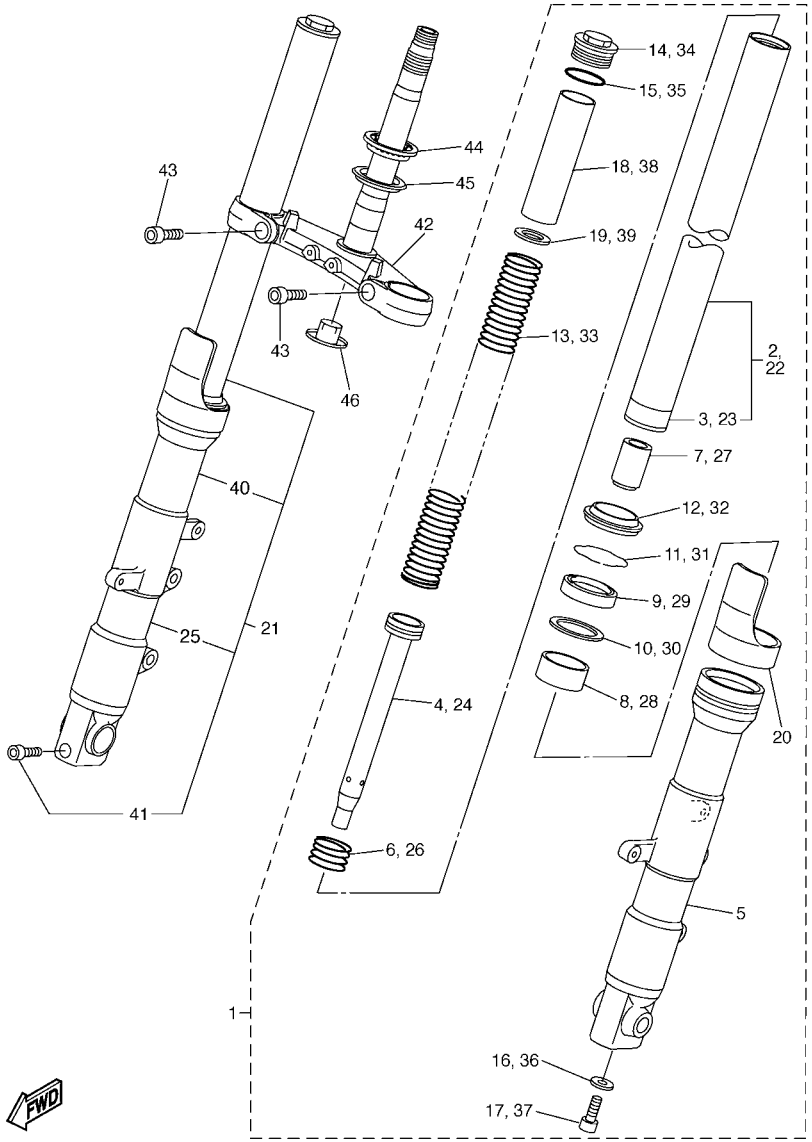

4S81300-F260

FIG. 26 HORQUILLA DELANTERA

REF. Nº	CODIGO Nº	DESCRIPCION	5S21					OBSERVACIONES
1	4S8–23102–00	HORQUILLA DELANTERA COMPL.(MI)	1					
2	4S8–23110–00	.TUBO INTERIOR COMPLETO 1	1					
3	4TX–23135–B0	..METAL CORREDIZO 2	1					
4	5VX–23170–00	.CILINDRO COMPL DE HORQ DELAN	1					
5	4S8–23126–00	.TUBO EXTERIOR (IZQUIERDO)	1					
6	4TX–23151–00	.RESORTE DE REBOTE	1					
7	4TX–23173–00	.VASTAGO AHUSADO	1					
8	4TX–23125–B0	.METAL CORREDIZO 1	1					
9	5VX–23145–00	.RETEN DE ACEITE	1					
10	4TX–23115–00	.GUIA DE CUBIERTA SUPERIOR	1					
11	4TX–23156–00	.PRESILLA DEL RETEN DE ACEITE	1					
12	4TX–23144–00	.GUARDAPOLVO	1					
13	5VX–23141–00	.RESORTE HORQUILLA DELANT.	1					
14	5VX–2311H–00	.PERNO	1					
15	93210–34504	.ANILLO O	1					
16	90430–10171	.JUNTA	1					
17	90110–10N52	.TORNILLO ALLEN	1					
18	5VX–23118–00	.SEPARADOR	1					
19	4S8–23142–00	.ASIENTO DEL MUELLE SUPERIOR	1					
20	4TX–2331G–00	.CUBIERTA	1					
21	4S8–23103–00	HORQUILLA DELANTERA COMPL.(MD)	1					
22	4S8–23110–00	.TUBO INTERIOR COMPLETO 1	1					
23	4TX–23135–B0	..METAL CORREDIZO 2	1					
24	5VX–23170–00	.CILINDRO COMPL DE HORQ DELAN	1					
25	4S8–23136–00	.TUBO EXTERIOR	1					
26	4TX–23151–00	.RESORTE DE REBOTE	1					
27	4TX–23173–00	.VASTAGO AHUSADO	1					

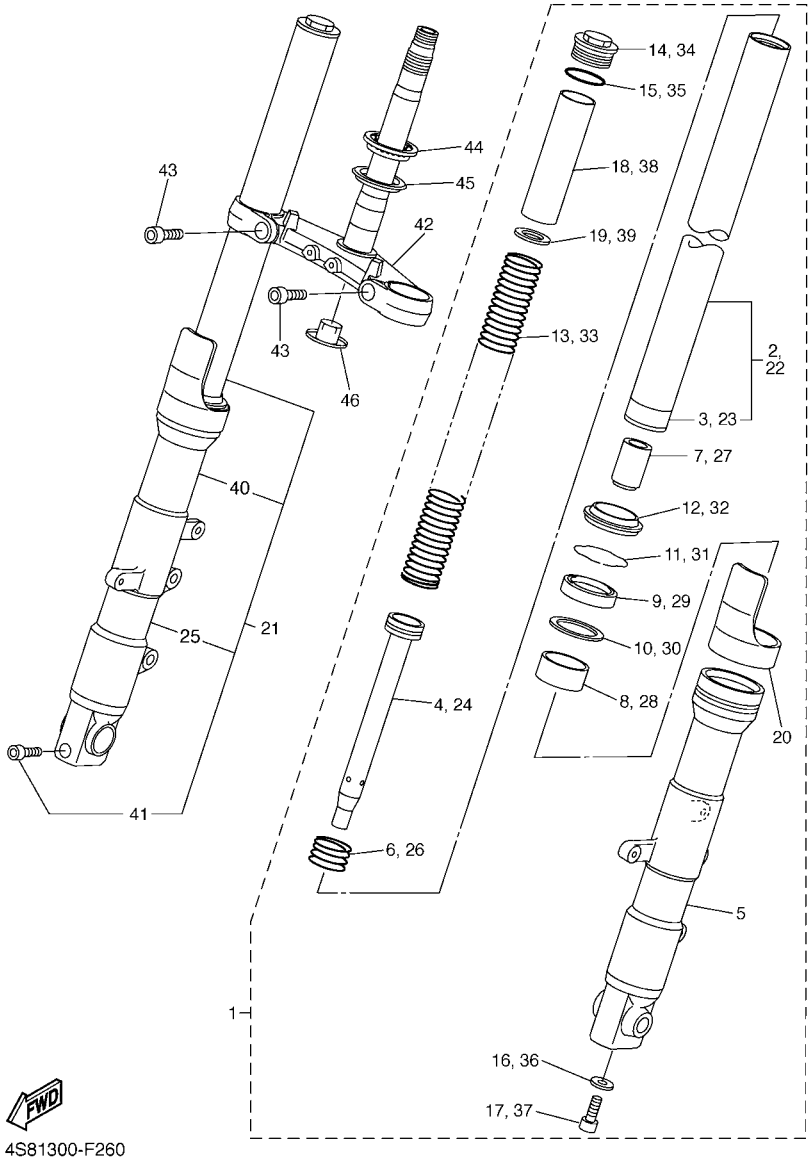

FIG. 26 HORQUILLA DELANTERA

REF. Nº	CODIGO Nº	DESCRIPCION	5S21					OBSERVACIONES
28	4TX–23125–B0	.METAL CORREDIZO 1	1					
29	5VX–23145–00	.RETEN DE ACEITE	1					
30	4TX–23115–00	.GUIA DE CUBIERTA SUPERIOR	1					
31	4TX–23156–00	.PRESILLA DEL RETEN DE ACEITE	1					
32	4TX–23144–00	.GUARDAPOLVO	1					
33	5VX–23141–00	.RESORTE HORQUILLA DELANT.	1					
34	5VX–2311H–00	.PERNO	1					
35	93210–34504	.ANILLO O	1					
36	90430–10171	.JUNTA	1					
37	90110–10N52	.TORNILLO ALLEN	1					
38	5VX–23118–00	.SEPARADOR	1					
39	4S8–23142–00	.ASIENTO DEL MUELLE SUPERIOR	1					
40	4TX–2331G–00	.CUBIERTA	1					
41	91314–08045	.PERNO	1					
42	5VX–23340–00	PLATINA INFERIOR COMPLETA	1					
43	91312–10025	TORNILLO	2					
44	93399–99932	COJINETE	1					
45	3FV–23462–00	RETEN DE DIRECCION	1					
46	4KM–23123–01	CUBIERTA INFERIOR 1	1					

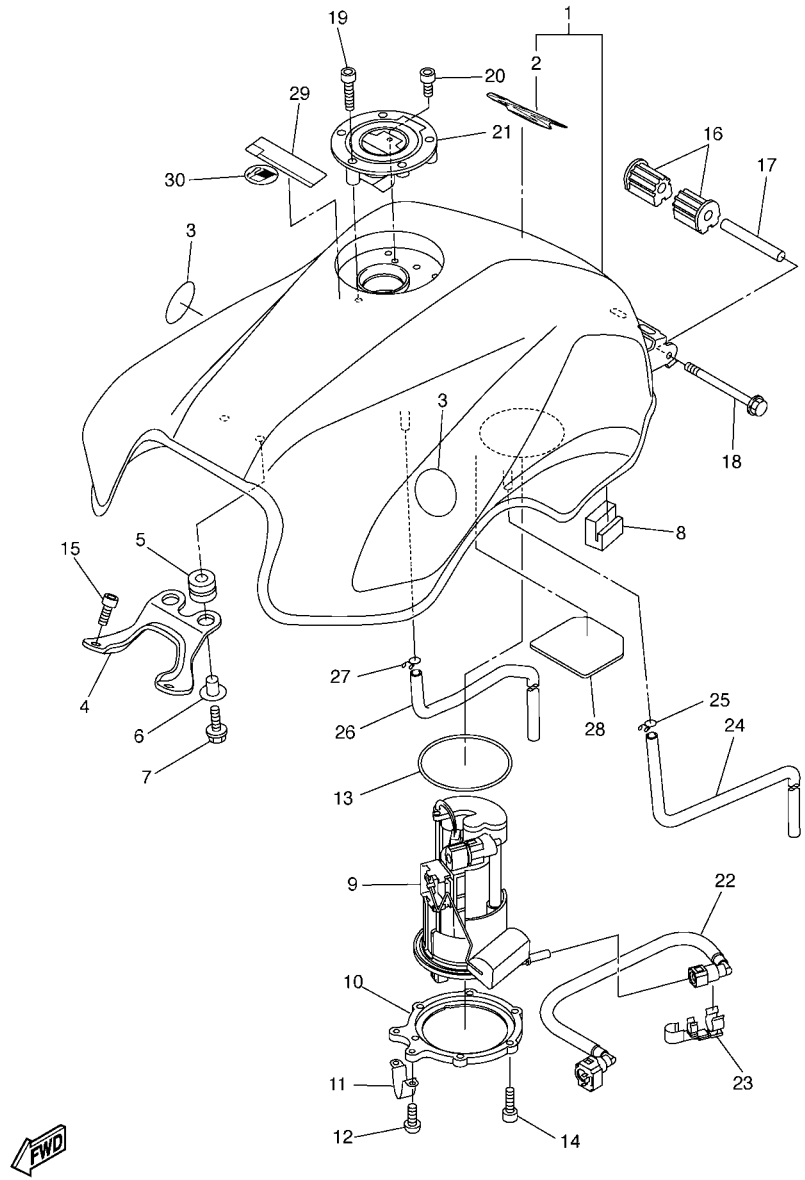

4S81300-F270

FIG. 27 DEPOSITO DE COMBUSTIBLE

REF. Nº	CODIGO Nº	DESCRIPCION	5S21					OBSERVACIONES
1	5VX–Y2410–30–X3	DEPOSITO DE COMBUSTIBLE COMP.	1					UR PARA SMX
	5VX–Y2410–30–X4	DEPOSITO DE COMBUSTIBLE COMP.	1					UR PARA DRMK
	5VX–Y2410–30–X5	DEPOSITO DE COMBUSTIBLE COMP.	1					UR PARA DPBMC
2	4S8–24161–00	.EMBLEMA 1	1					UR PARA SMX
	4S8–24161–10	.EMBLEMA 1	1					UR PARA DRMK
	4S8–24161–20	.EMBLEMA 1	1					UR PARA DPBMC
3	5SL–2413B–00	EMBLEMA	2					
4	5VX–24191–00	SOPORTE DEPOSITO DE COMBUST.1	1					
5	90480–15005	TAPON	2					
6	90387–06068	ESPACIADOR	2					
7	90119–06062	TORNILLO CON ARANDELA	2					
8	5VX–24183–00	AMORTIGUADOR DE MONTAJE 3	2					
9	5VX–13907–01	BOMBA DE COMBUSTIBLE COMPLETA	1					
10	5SL–24491–00	SOPORTE BOMBA COMBUSTIBLE	1					
11	5PW–24192–00	SOPORTE DE DEPOSITO COMBUST.2	1					
12	98907–05008	TORNILLO DE LIGAR	2					
13	5JW–24486–00	ANILLO O	1					
14	90110–05014	TORNILLO ALLEN	6					
15	90110–06079	TORNILLO ALLEN	2					
16	5VX–24181–00	AMORTIGUADOR DE MONTAJE 1	2					
17	90387–061W6	ESPACIADOR	1					
18	95827–06090	TORNILLO	1					
19	90110–05112	TORNILLO ALLEN	3					
20	91317–05010	PERNO	1					
21	5JJ–24602–00	TAPON COMPLETO	1					
22	5VX–13971–00	ANILLO DE ESPACIADOR	1					
23	90464–16005	BRIDA	1					

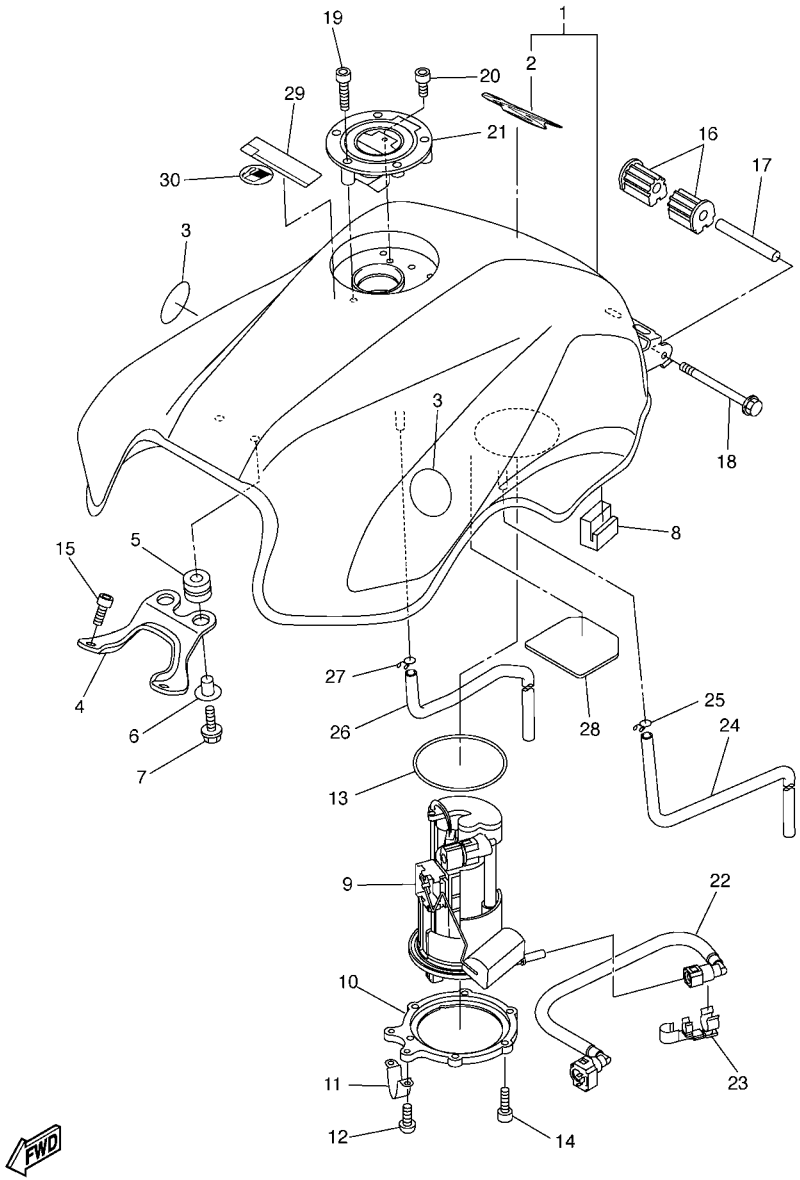

4S81300-F270

FIG. 27 DEPOSITO DE COMBUSTIBLE

REF. Nº	CODIGO Nº	DESCRIPCION	5S21					OBSERVACIONES
24	90445–10033	TUBO	1					
25	90467–10008	PRESILLA	1					
26	90445–10032	TUBO	1					
27	90467–10008	PRESILLA	1					
28	5VX–24141–00	PROTECTOR DEPOSITO COMBUST.	1					
29	5PA–21568–00	ETIQUETA DE PRECAUCION	1					
30	3ME–2415E–01	EMBLEMA DE PRECAUCTON	1					

FIG. 28 ASIENTO

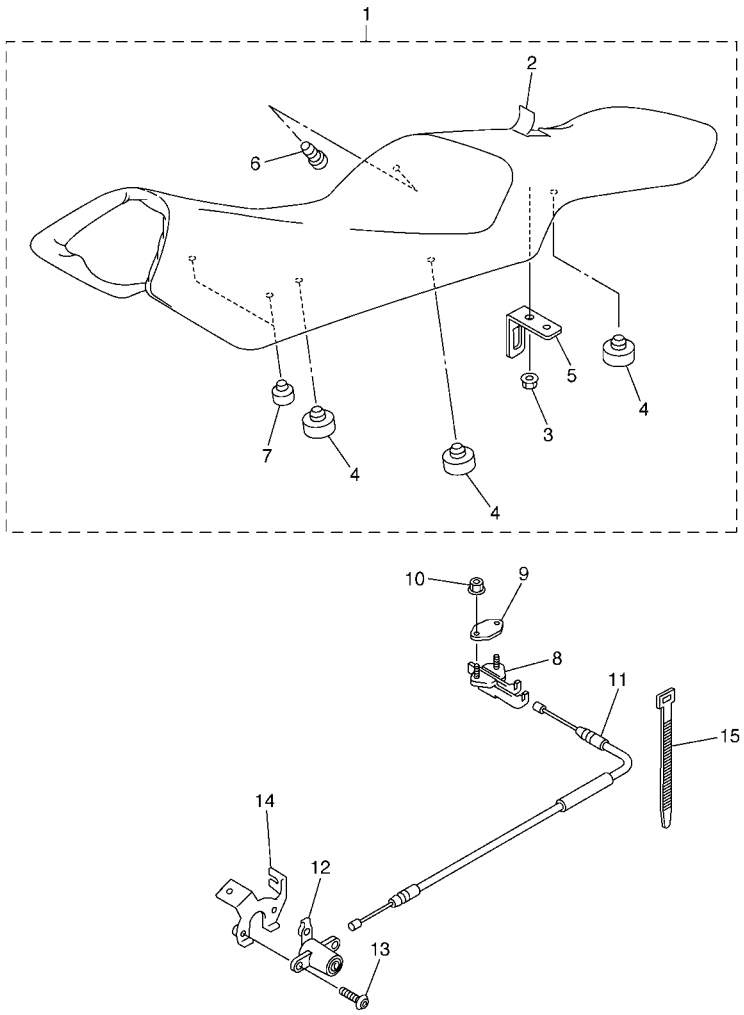

5VX1351-C280

REF. Nº	CODIGO Nº	DESCRIPCION	5S21					OBSERVACIONES
1	4S8–24730–10	SILLIN DOBLE COMPLETO	1					
2	4S8–2470F–10	.FUNDADE SILLIN	1					
3	95602–06200	.TUERCA DE AUTO-CIERRE	1					
4	371–27114–00	.TOPE DE PUNTAL PRINCIPAL	6					
5	4NK–24728–00	.SOPORTE DE ASIENTO	1					
6	90338–06018	.TAPON	1					
7	5VX–24724–00	.AMORTIGUADOR DE ASIENTO	2					
8	4BP–24780–00	CERRADURA SILLIN COMPLETO	1					
9	4BP–24792–00	PLACA	1					
10	95707–06500	TUERCA DE BRIDA	2					
11	5VX–2478E–00	CABLE	1					
12	2TV–W2470–00	ASIENTO DE CIERRE COMPLETO	1					
13	90149–06308	TORNILLO DE REGLAJE	2					
14	5PW–2117K–00	SOPORTE DE CERRADURA	1					
15	90464–16061	BRIDA	1					

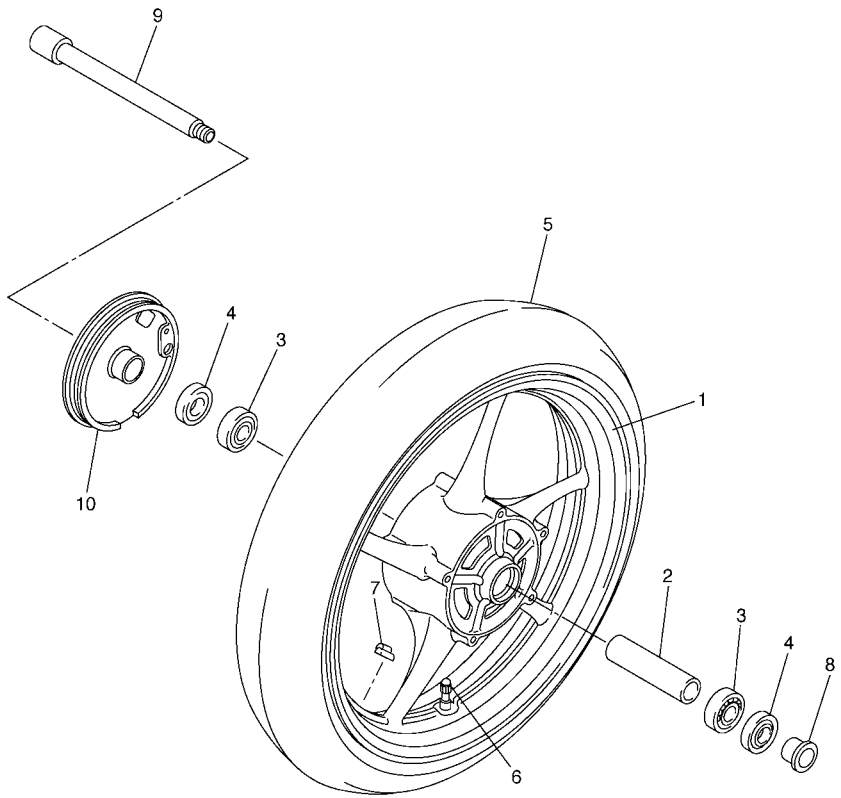

4P51300-E290

FIG. 29 RUEDA DELANTERA

REF. Nº	CODIGO Nº	DESCRIPCION	5S21					OBSERVACIONES
1	4P5–W2516–00–98	RUEDA FUNDIDA DELANTERA	1					LGB
2	5EA–25117–00	ESPACIADOR DE COJINETE	1					
3	93306–00420	COJINETE	2					
4	93106–28043	SELLO ACEITE	2					
5	94112–17066	NEUMATICO (120/70ZR17M/C 58W)	1					UR BRIDGESTONE
	94112–17067	NEUMATICO (120/70ZR17M/C 58W)	1					UR DUNLOP
6	93900–00030	VALVULA DE ARO (TR412)	1					TAIHEIYO
7	5MT–25398–00	BALANCEADOR DE RUEDA (10G)	1					UR
	5MT–25398–10	BALANCEADOR DE RUEDA (20G)	1					UR
	5MT–25398–20	BALANCEADOR DE RUEDA (30G)	1					UR
8	90387–22002	ESPACIADOR	1					
9	4XV–25181–10	EJE DE LA RUEDA	1					
10	4P5–2517A–00–98	CAJA DE SENSOR	1					LGB

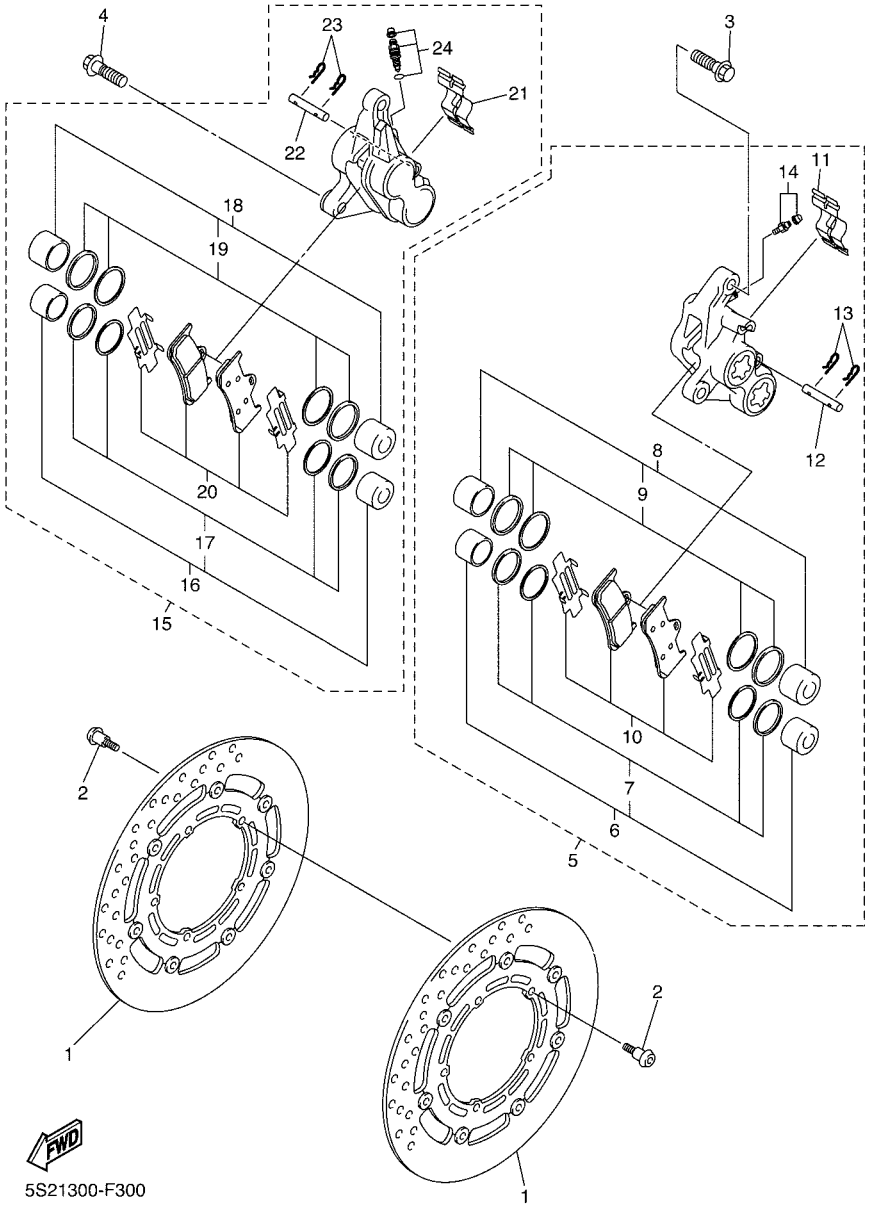

FIG. 30 CALIBRE FRENO DELANTERA

REF. Nº	CODIGO Nº	DESCRIPCION	5S21					OBSERVACIONES
1	5VX–2581T–01	DISCO DE FRENO	2					
2	90109–064G6	PERNO	10					
3	90105–10638	TORNILLO	2					
4	90105–10638	TORNILLO	2					
5	4S8–2580T–00	CALIBRE COMPLETO (IZQUIERDO)	1					
6	4SV–W0057–00	.PISTON COMPLETO PINZA	1					
7	3MA–W0047–10	..JUEGO DE RETENES DE PINZA	1					
8	4SV–W0057–10	.PISTON COMPLETO PINZA	1					
9	3GM–W0047–10	..JUEGO DE RETENES DE PINZA	1					
10	5VN–W0045–00	.JUEGO DE COJIN DE FRENO	1					
11	4SV–25919–00	.SOPORTE DE PASTILLAS	1					
12	4SV–25924–00	.PASADOR	1					
13	3GM–25925–00	.PRESILLA	2					
14	1J3–W0048–00	.CJTO TORNILLO DE PURGA	1					
15	5S2–2580U–00	CALIBRE COMPLETO (DERECHO)	1					
16	4SV–W0057–00	.PISTON COMPLETO PINZA	1					
17	3MA–W0047–10	..JUEGO DE RETENES DE PINZA	1					
18	4SV–W0057–10	.PISTON COMPLETO PINZA	1					
19	3GM–W0047–10	..JUEGO DE RETENES DE PINZA	1					
20	5VN–W0045–00	.JUEGO DE COJIN DE FRENO	1					
21	4SV–25919–00	.SOPORTE DE PASTILLAS	1					
22	4SV–25924–00	.PASADOR	1					
23	3GM–25925–00	.PRESILLA	2					
24	5VS–W0048–00	.CJTO TORNILLO DE PURGA	1					

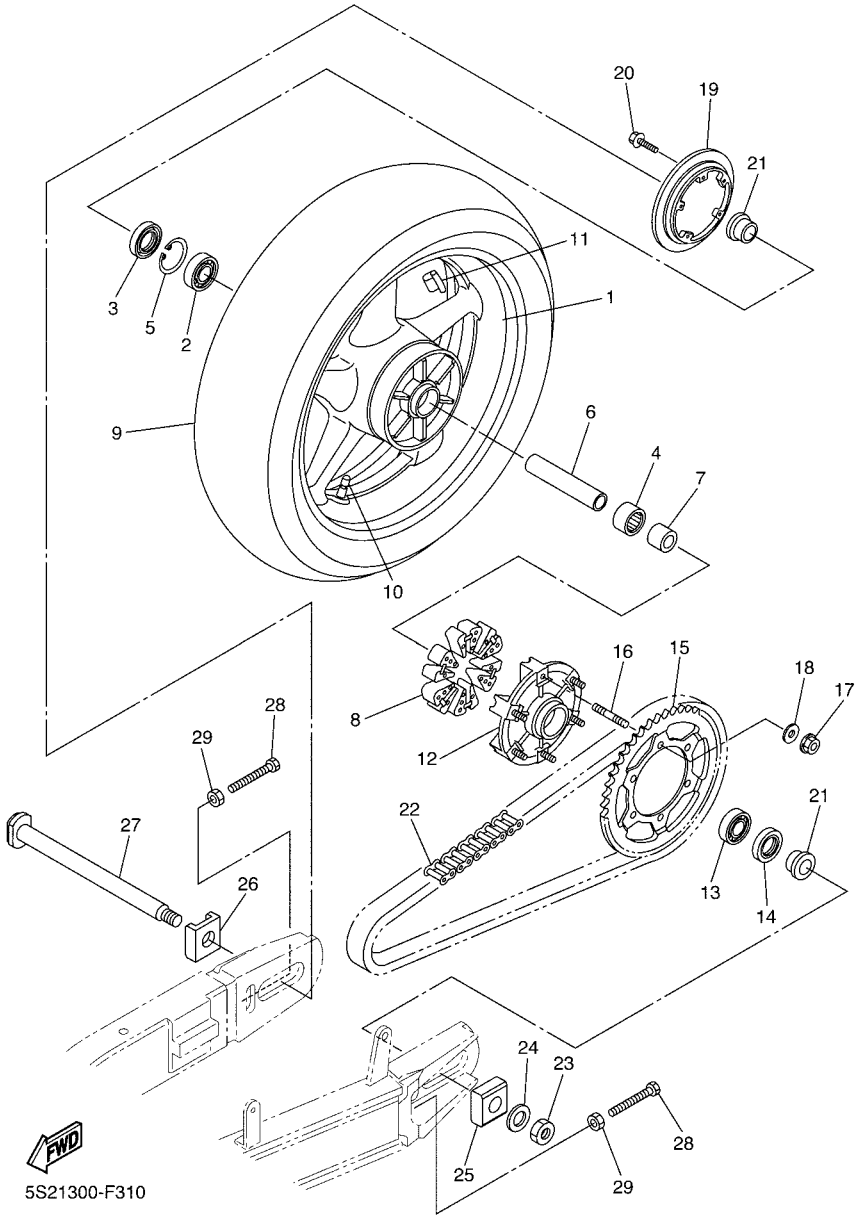

FIG. 31 RUEDA TRASERA

REF. Nº	CODIGO Nº	DESCRIPCION	5S21					OBSERVACIONES
1	4P5–25338–00–98	RUEDA FUNDIDA TRASERA	1					LGB
2	93306–20531	COJINETE	1					
3	93106–40013	SELLO ACEITE	1					
4	93317–43580	COJINETE	1					
5	93420–61M07	SEGURO	1					
6	4XV–25317–00	ESPACIADOR DE COJINETE	1					
7	5SL–25383–00	COLLAR DE RUEDA	1					
8	5VX–25364–00	AMORTIGUADOR	6					
9	94118–17041	NEUMATICO (180/55ZR17 M/C 73W)	1					UR BRIDGESTONE
	94118–17053	NEUMATICO (180/55ZR17M/C 73W)	1					UR DUNLOP
10	93900–00030	VALVULA DE ARO (TR412)	1					TAIHEIYO
11	5MT–25398–00	BALANCEADOR DE RUEDA (10G)	1					UR
	5MT–25398–10	BALANCEADOR DE RUEDA (20G)	1					UR
	5MT–25398–20	BALANCEADOR DE RUEDA (30G)	1					UR
12	5SL–25366–00	EMBRAGUE DE MASA	1					
13	93306–20531	COJINETE	1					
14	93106–40013	SELLO ACEITE	1					
15	5VX–25446–01	CORONA (46T)	1					
16	90116–10485	ESPARRAGO	6					
17	90185–10009	TUERCA AUTOBLOCANTE	6					
18	90201–10021	ARANDELA PLANA	6					
19	4P5–2537G–00	ROTOR DE SENSOR	1					
20	90105–05015	TORNILLO	5					
21	90387–28001	ESPACIADOR	2					
22	94582–11118	CADENA (DID50V4-118LE)	1					
23	90185–24007	TUERCA AUTOBLOCANTE	1					
24	90201–25020	ARANDELA PLANA	1					

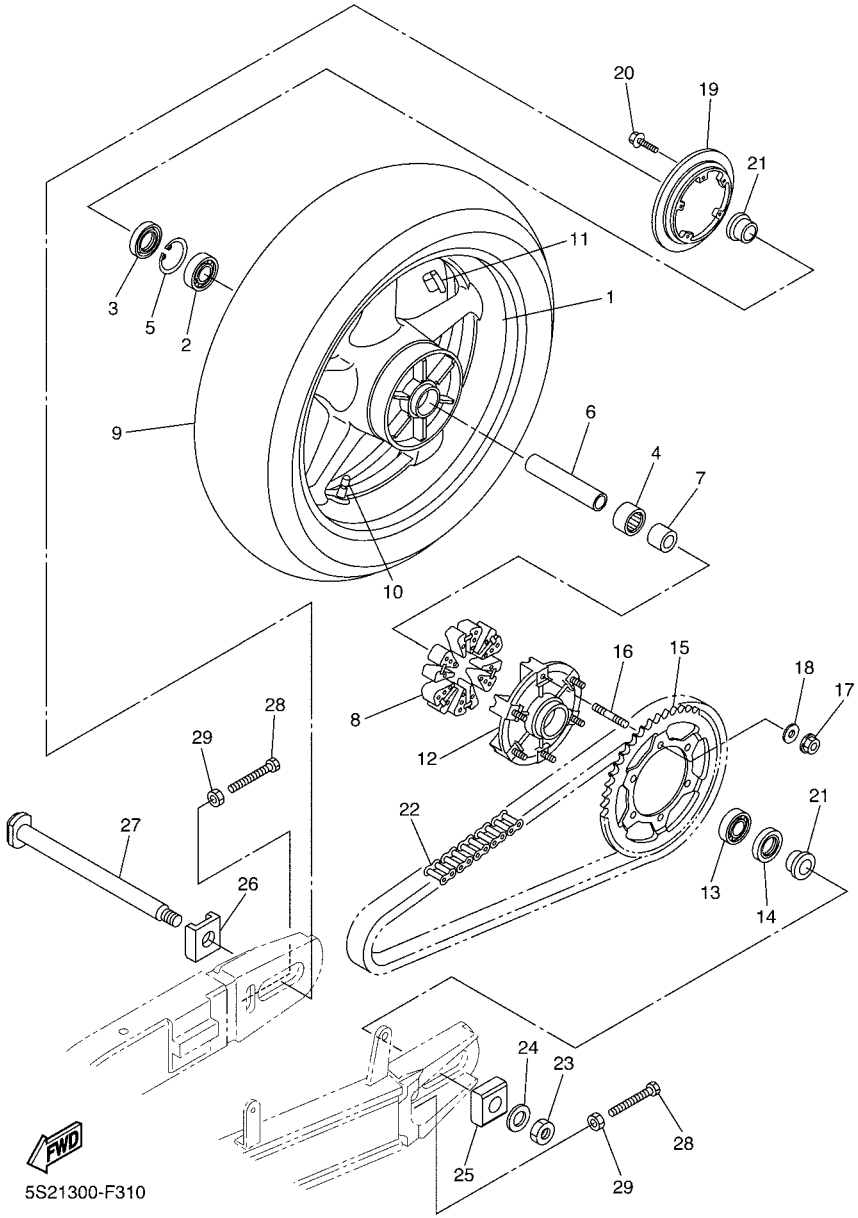

FIG. 31 RUEDA TRASERA

REF. Nº	CODIGO Nº	DESCRIPCION	5S21					OBSERVACIONES
25	5SL–25388–00	TIRADOR DE CADENA 1	1					
26	5SL–25389–00	TIRADOR DE CADENA 2	1					
27	5SL–25381–10	EJE DE RUEDA	1					
28	90101–08013	TORNILLO	2					
29	95302–08600	TUERCA	2					

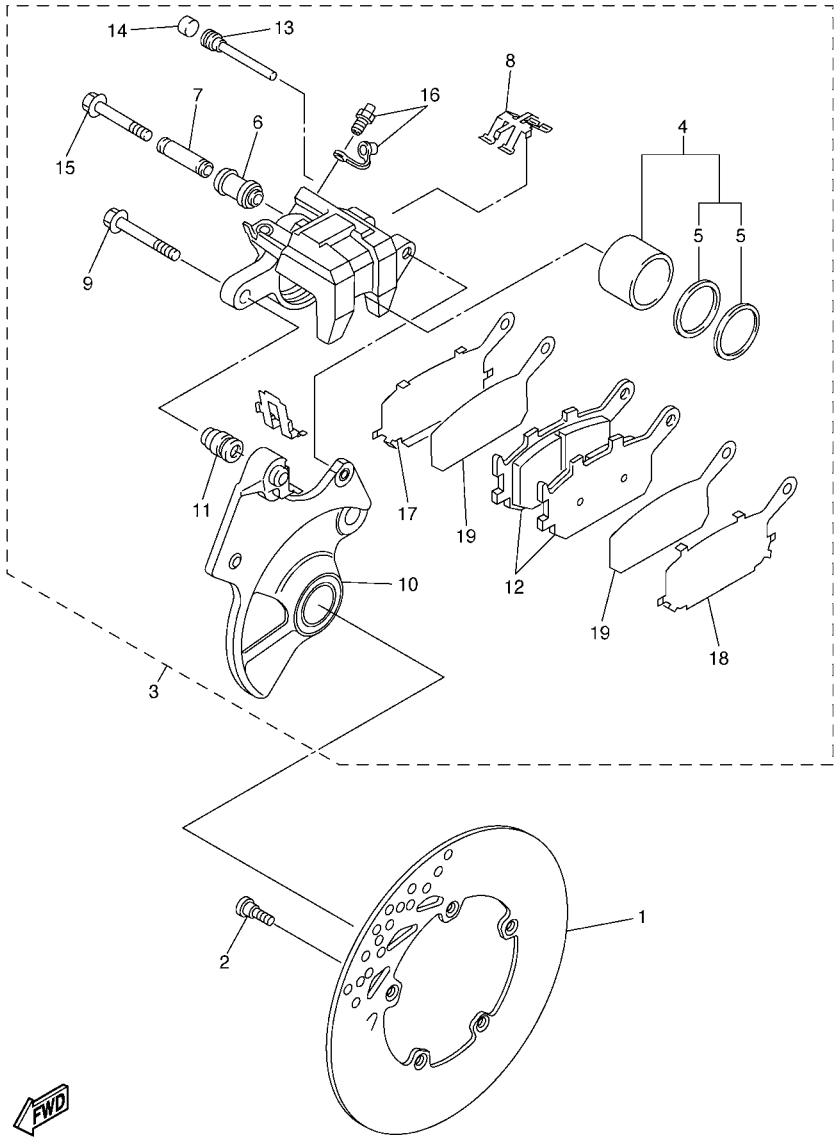

4P53300-F320

FIG. 32 CALIBRE FRENO TRASERA

REF. Nº	CODIGO Nº	DESCRIPCION	5S21					OBSERVACIONES
1	2D1–2582W–00	DISCO DE FRENO TRASEROS 2	1					
2	90109–08045	PERNO	5					
3	4P5–2580W–00	CALIBRE COMPLETO TRASEROS 2	1					
4	5SL–W0057–00	.PISTON COMPLETO PINZA	1					
5	5SL–W0047–00	..JUEGO DE RETENES DE PINZA	1					
6	5SL–25917–00	.FUNDA DE CALIBRE	1					
7	5SL–25838–00	.CASQUILLO DE CALIBRE	1					
8	5SL–25919–00	.SOPORTE DE PASTILLAS	1					
9	5SL–25914–00	.PASADOR	1					
10	4P5–25921–50	.MENSULA DE SOPORTE	1					
11	3JD–25917–00	.FUNDA DE CALIBRE	1					
12	5VX–W0046–00	.JUEGO DE PASTILLAS DE FRENO 2	1					
13	8CR–25924–00	.PASADOR	1					
14	5DH–25916–00	.TAPON	1					
15	5SL–25926–00	.PERNO	1					
16	8CR–W0048–00	.CJTO TORNILLO DE PURGA	1					
17	5SL–25827–00	.CUNA DE CALIBRE	1					
18	5SL–25827–10	.CUNA DE CALIBRE	1					
19	5SL–25828–00	.CUNA DE CALIBRE	2					

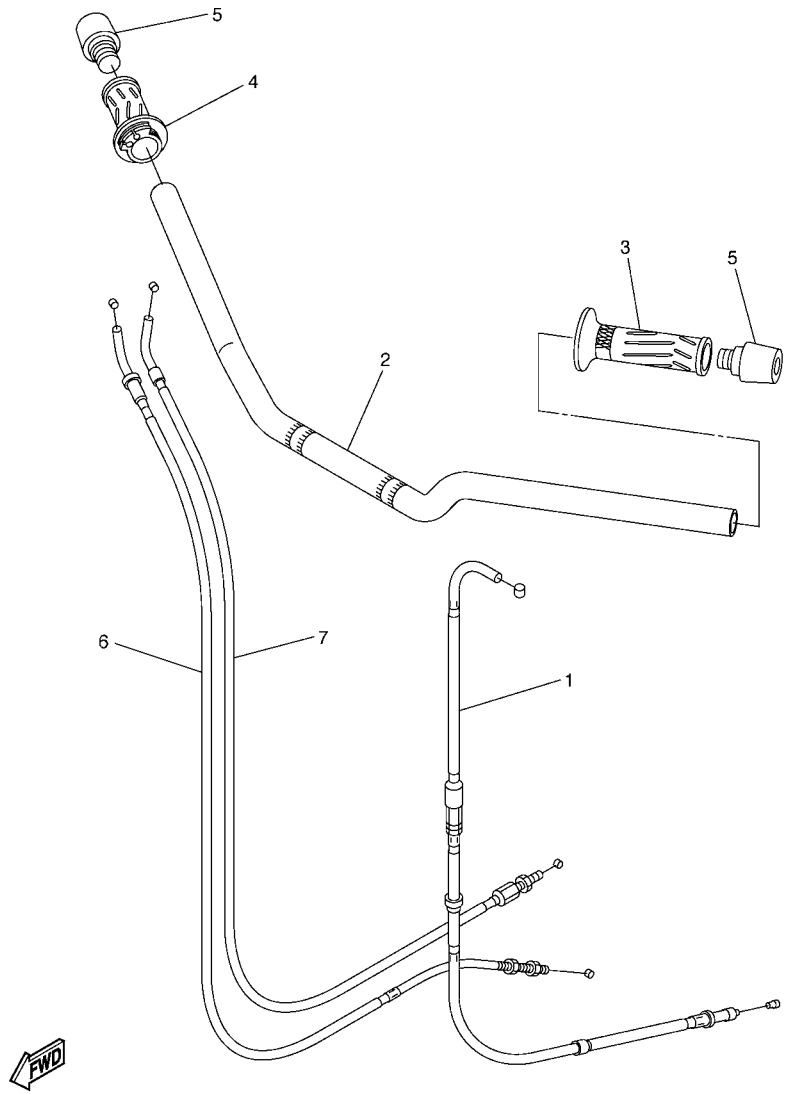

5VX6300-D330

FIG. 33 MANILLAR & CABLE

REF. Nº	CODIGO Nº	DESCRIPCION	5S21					OBSERVACIONES
1	5VX–26335–00	CABLE DE EMBRAGUE	1					
2	5VX–26111–10	MANUBRIO	1					
3	4YR–26241–02	EMPUNADURA (IZQUIERDO)	1					
4	4YR–26240–02	EMPUNADURA COMPLETA	1					
5	51J–26246–01	EXTREMO DE EMPUNADURA	2					
6	5VX–26311–00	CABLE DE ACELERADOR 1	1					
7	5VX–26312–00	CABLE DE ACELERADOR 2	1					

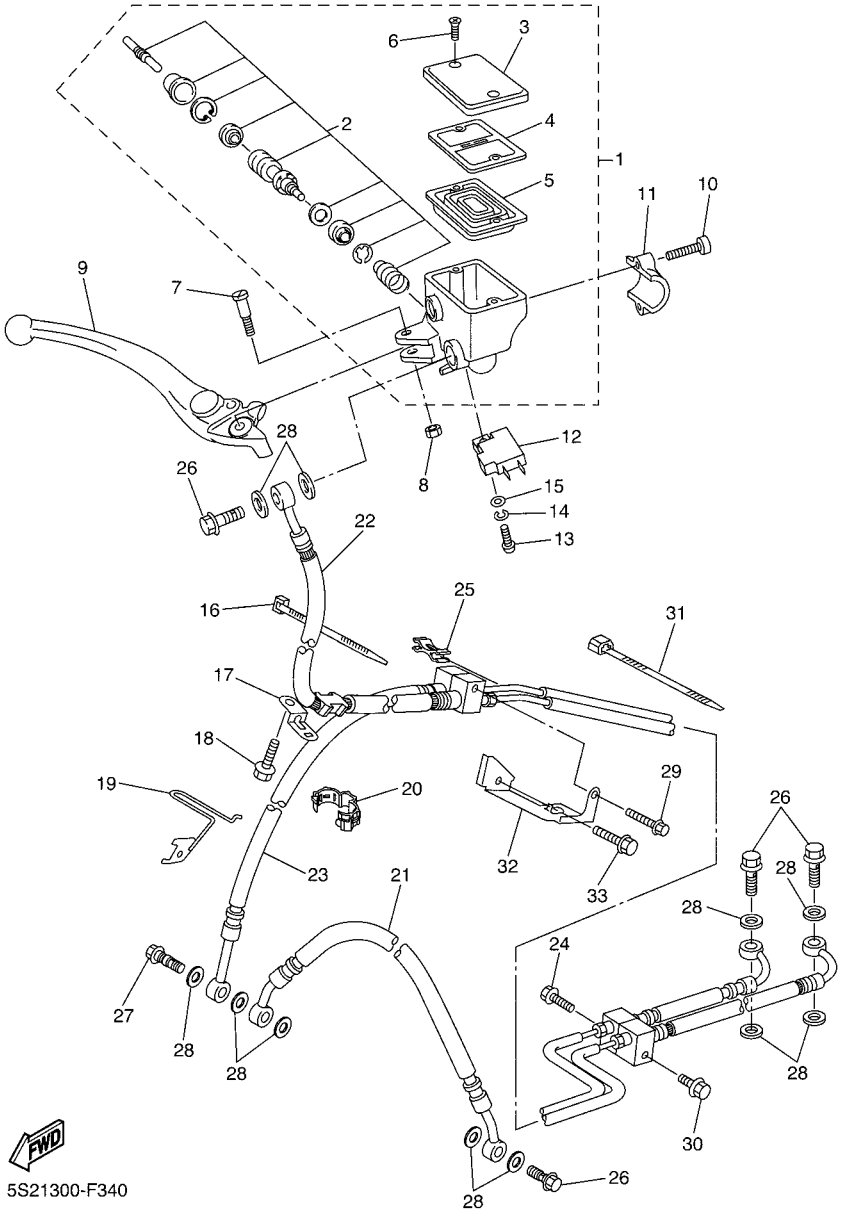

FIG. 34 CILINDRO MAESTRO DELANTERO

REF. Nº	CODIGO Nº	DESCRIPCION	5S21					OBSERVACIONES
1	4P5–W2587–00	CILINDRO MAESTRO SUB COMPLET	1					
2	2D1–W0041–00	.JUEGO DE CILINDRO MAESTRO	1					
3	5VS–25852–00	.TAPA DE TANQUE DE RESERVA	1					
4	5VS–25855–00	.BUJE DE DIAFRAGMA	1					
5	5VS–25854–00	.DIAFRAGMA TANQUE RESERVA	1					
6	5VS–2589H–00	.TORNILLO	2					
7	5VS–2589F–00	PERNO DE PALANCA	1					
8	95617–06100	TUERCAAUTOBLOCANTE	1					
9	5VS–83922–00	PALANCA 2	1					
10	5VS–26332–00	PERNO	2					
11	5VS–25867–00	SOPORTE DE CILINDRO MAESTRO	1					
12	4HM–83980–00	INTERRUP. DE PARADA DELANTERO	1					
13	98502–04012	TORNILLO	1					
14	92902–04100	ARANDELA	1					
15	92902–04600	ARANDELA	1					
16	1UA–82591–00	BANDA	1					
17	5SL–25876–00	SOPORTE DE MANGUERA FRENO 2	1					
18	95807–06010	TORNILLO	1					
19	4S8–25876–00	SOPORTE DE MANGUERA FRENO 2	1					
20	90464–12013	BRIDA	1					
21	5S2–25872–00	MANGUERA DE FRENO 1	1					
22	4P5–2584B–01	MANGUERA DE FRENO	1					
23	5S2–2584C–00	MANGUERA DE FRENO	1					
24	95027–06020	PERNO, DE BRIDA	1					
25	90464–04003	BRIDA	1					
26	90401–10020	PERNO DE UNION	4					
27	90401–10038	PERNO DE UNION	1					

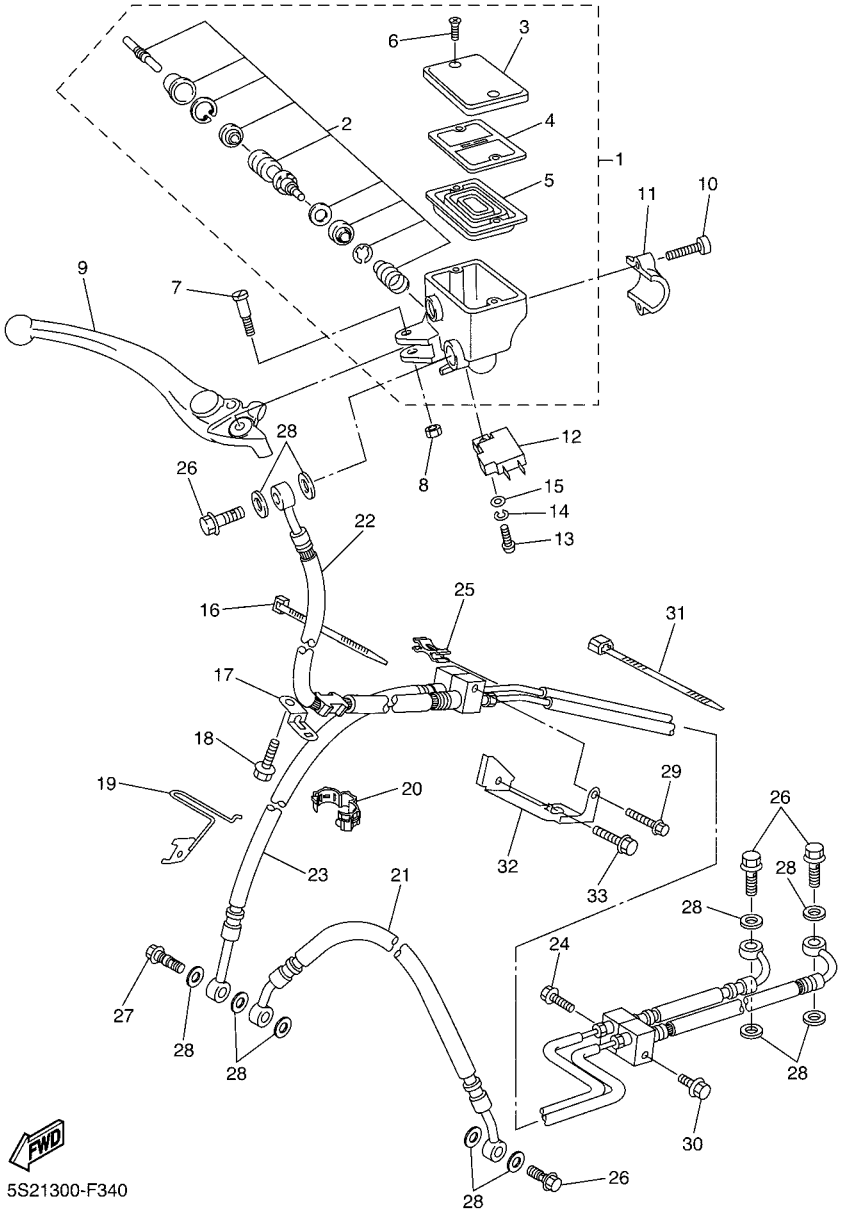

FIG. 34 CILINDRO MAESTRO DELANTERO

REF. Nº	CODIGO Nº	DESCRIPCION	5S21					OBSERVACIONES
28	90430–10005	JUNTA	11					
29	95027–06025	PERNO, DE BRIDA	1					
30	95027–06010	PERNO, DE BRIDA	1					
31	90464–15195	BRIDA	2					
32	4P5–2588F–00	SOPORTE DE MANGUERA FRENO 5	1					
33	90105–06040	TORNILLO	1					

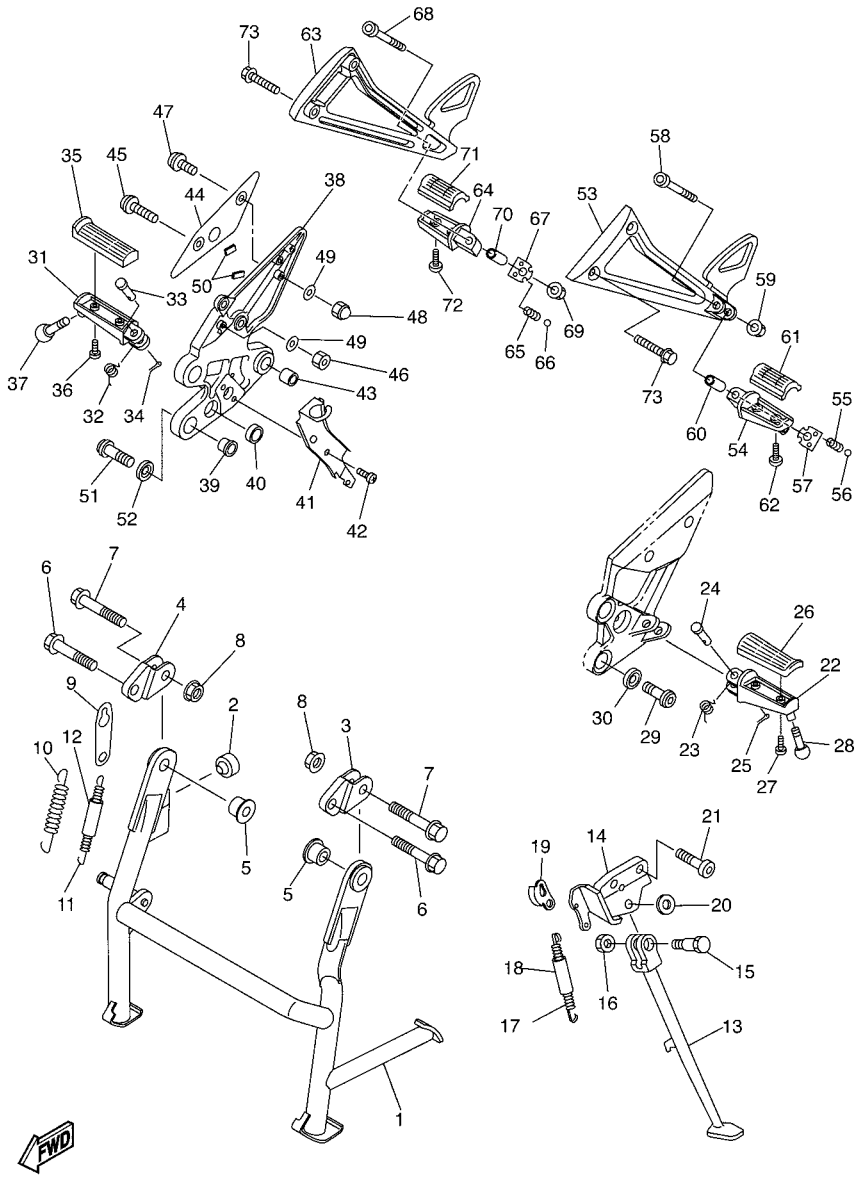

5S21300-F350

FIG. 35 SOPORTE & APOYAPIE

REF. Nº	CODIGO Nº	DESCRIPCION	5S21					OBSERVACIONES
1	5VX–27111–03	PUNTAL PRINCIPAL	1					
2	4GL–27114–00	TOPE DE PUNTAL PRINCIPAL	1					
3	5VX–27151–02	SOPORTE PUNTAL PPAL.	1					
4	5VX–27152–02	SOPORTE PUNTAL PPAL.	1					
5	5VX–27113–00	COLLAR DE PUNTAL PRINCIPAL	2					
6	90105–10088	TORNILLO	2					
7	90105–10090	TORNILLO	2					
8	95707–10500	TUERCA DE BRIDA	4					
9	5VX–27115–00	CONEXION DE PUNTAL PRINCIPAL	1					
10	90506–50001	RESORTE DE TENSION	1					
11	90506–26008	RESORTE DE TENSION	1					
12	90445–170K9	TUBO (L60)	1					
13	5VX–27311–01	PUNTAL LATERAL	1					
14	5VX–27321–02	SOPORTE DE PUNTAL LATERAL	1					
15	90109–10011	PERNO	1					
16	90185–10037	TUERCA AUTOBLOCANTE	1					
17	90506–23007	RESORTE DE TENSION	1					
18	5VX–27351–00	GUIA DE PUNTAL LATERAL	1					
19	5VX–27315–00	CONEXION DE PUNTAL LATERAL	1					
20	90201–12021	ARANDELA PLANA	1					
21	90110–10010	TORNILLO ALLEN	2					
22	4BH–27451–01	APOYAPIE	1					
23	90508–20572	RESORTE DE TORSION	1					
24	91701–08040	PASADOR DE ABRAZADERA	1					
25	91401–25015	PASADOR DE CHAVETA	1					
26	3YX–27413–00	CUBIERTA DE APOYAPIE	1					
27	90157–05079	TORNILLO CABEZA CONICA PLANA	2					

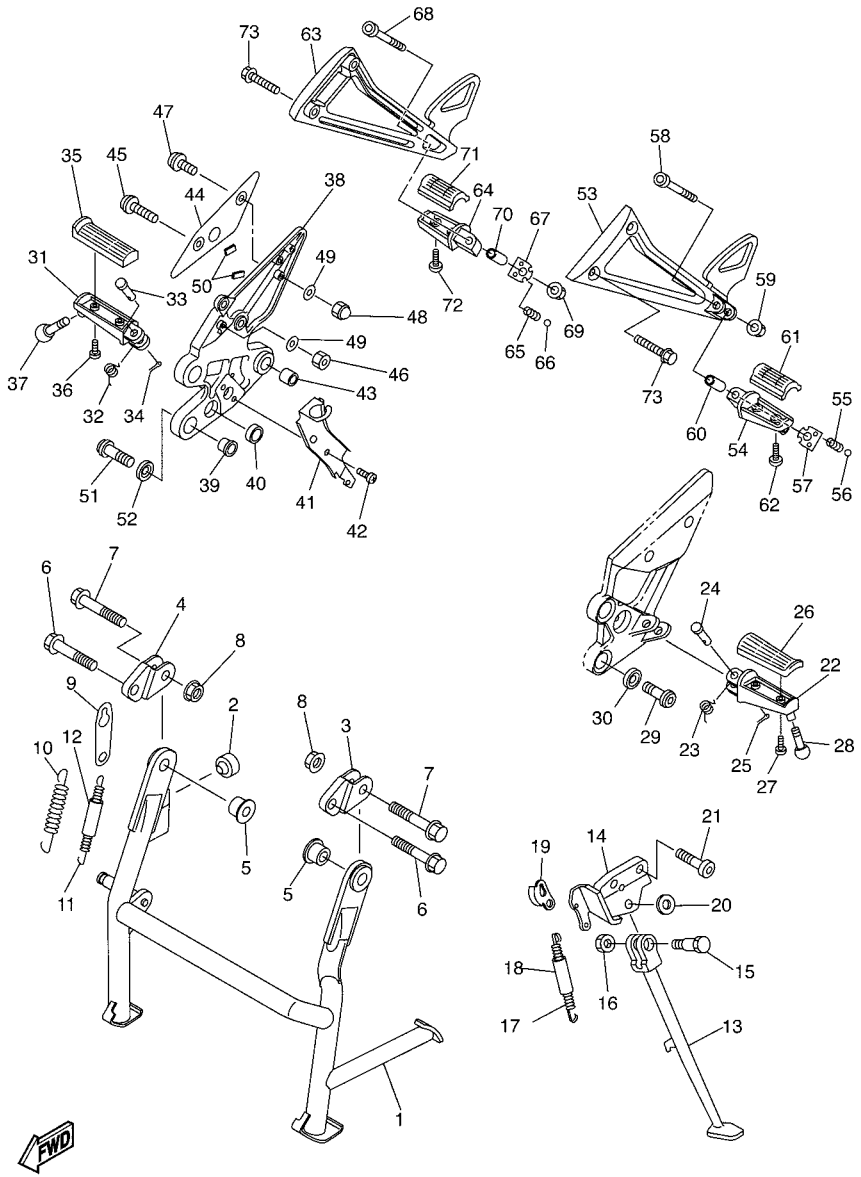

5S21300-F350

FIG. 35 SOPORTE & APOYAPIE

REF. Nº	CODIGO Nº	DESCRIPCION	5S21					OBSERVACIONES
28	90109–08174	PERNO	1					
29	90110–08220	TORNILLO ALLEN	2					
30	90209–08295	ARANDELA DE SEPARACION	2					
31	4BH–27461–01	APOYAPIE	1					
32	90508–20572	RESORTE DE TORSION	1					
33	91701–08040	PASADOR DE ABRAZADERA	1					
34	91401–25015	PASADOR DE CHAVETA	1					
35	3YX–27413–00	CUBIERTA DE APOYAPIE	1					
36	90157–05079	TORNILLO CABEZA CONICA PLANA	2					
37	90109–08174	PERNO	1					
38	5VX–27443–10	SOPORTE 3	1					
39	5VX–27424–00	AMORTIGUADOR DE APOYAPIE 2	2					
40	5VX–27114–00	TOPE DE PUNTAL PRINCIPAL	1					
41	5VX–2144G–00	SOPORTE DE INTERRUPTOR	1					
42	98507–06008	TORNILLO DE CABEZA PLANA	2					
43	90383–14001	BUJE	1					
44	4S8–27446–00	PLACE 2	1					
45	92014–05012	PERNO	1					
46	95607–05100	TUERCA AUTOBLOCANTE	1					
47	92014–05014	PERNO	1					
48	90176–05001	TUERCA CORONA	1					
49	92990–05200	ARANDELA PLANA	2					
50	4S8–27415–00	PLACA DE APOYAPIE	2					
51	90110–08220	TORNILLO ALLEN	2					
52	90209–08295	ARANDELA DE SEPARACION	2					
53	4S8–2741L–00	MENSULA 4	1					
54	5LV–27431–01	APOYAPIE POSTERIOR 1	1					

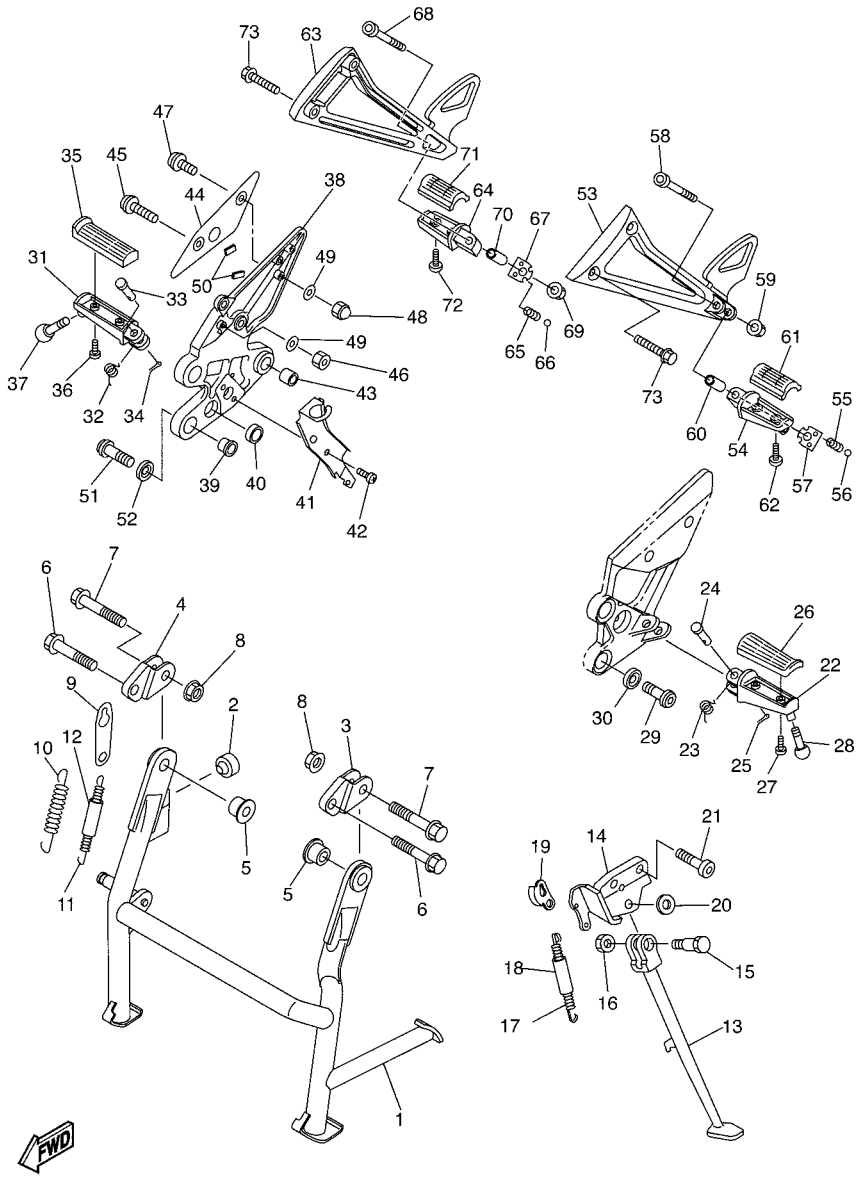

5S21300-F350

FIG. 35 SOPORTE & APOYAPIE

REF. Nº	CODIGO Nº	DESCRIPCION	5S21					OBSERVACIONES
55	90501–15001	RESORTE DE COMPRESION	1					
56	93501–04011	BOLA	1					
57	5JJ–27437–01	ARANDELA ESPECIAL	1					
58	91314–06040	PERNO	1					
59	95604–06200	TUERCA DE AUTO-CIERRE	1					
60	90387–06014	ESPACIADOR	1					
61	3YX–27413–00	CUBIERTA DE APOYAPIE	1					
62	90157–05134	TORNILLO CABEZA CONICA PLANA	2					
63	4S8–2742L–00	MENSULA 5	1					
64	5LV–27441–01	APOYAPIE POSTERIOR 2	1					
65	90501–15001	RESORTE DE COMPRESION	1					
66	93501–04011	BOLA	1					
67	5JJ–27437–01	ARANDELA ESPECIAL	1					
68	91314–06040	PERNO	1					
69	95604–06200	TUERCA DE AUTO-CIERRE	1					
70	90387–06014	ESPACIADOR	1					
71	3YX–27413–00	CUBIERTA DE APOYAPIE	1					
72	90157–05134	TORNILLO CABEZA CONICA PLANA	2					
73	90105–081A4	TORNILLO	4					

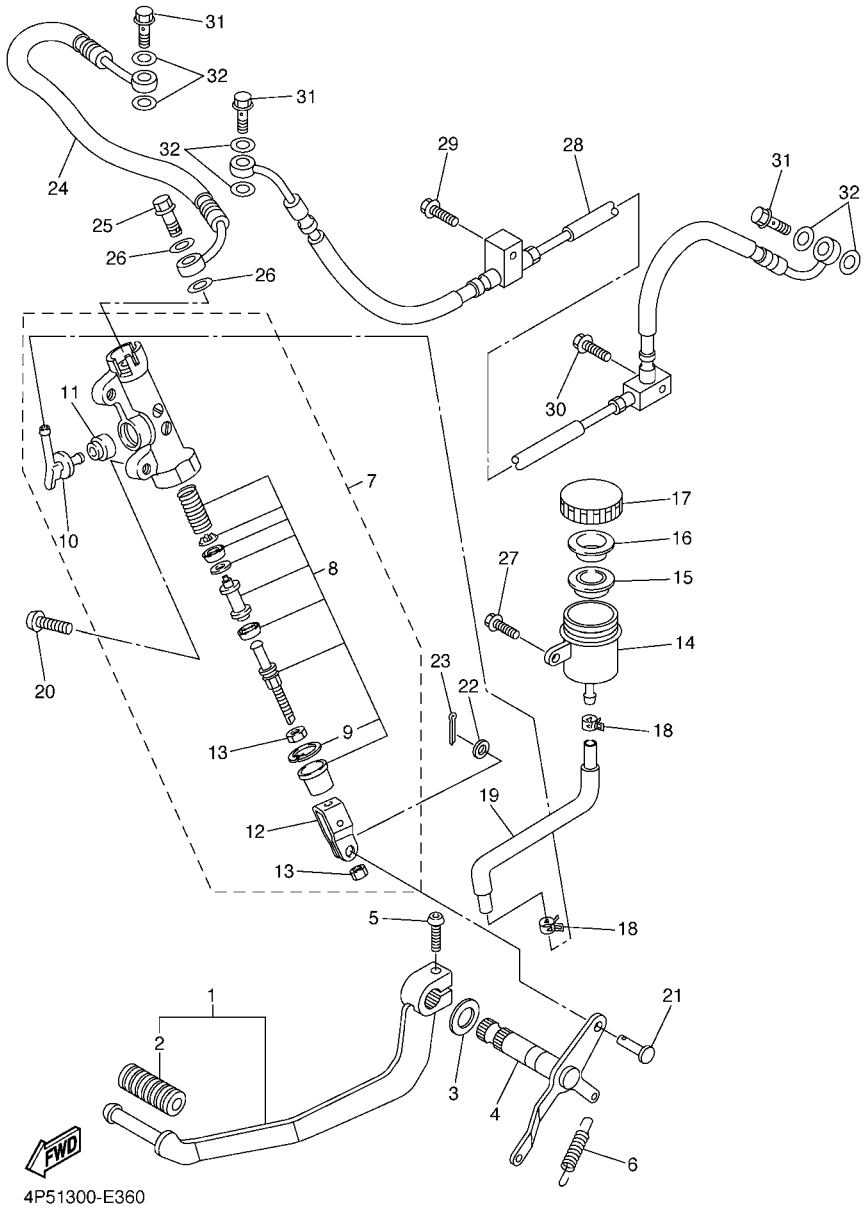

FIG. 36 CILINDRO MAESTRO TRASERO

REF. Nº	CODIGO Nº	DESCRIPCION	5S21					OBSERVACIONES
1	5VX–27200–00	PEDAL DE FRENO	1					
2	5EB–18113–00	.FUNDA DEL PEDAL DEL CAMBIO	1					
3	90201–14215	ARANDELA PLANA	1					
4	5VX–27212–00	EJE DE PEDAL DE FRENO	1					
5	92014–06020	PERNO	1					
6	90506–20223	RESORTE DE TENSION	1					
7	4P5–2583V–00	CILINDRO, MAESTRO TRASERO	1					
8	5VX–W0042–50	.JUEGO DE CILINDRO MAESTRO	1					
9	3LN–2585G–00	..PRECILLA REDONDA	1					
10	2D1–2582A–00	.CONECTOR	1					
11	4BP–2585F–00	.BUJE	1					
12	4BP–27222–01	.UNION	1					
13	90170–08010	.TUERCA	2					
14	4P5–25894–00	TANQUE DE RESERVA	1					
15	5SL–25854–00	DIAFRAGMA TANQUE RESERVA	1					
16	5SL–25855–00	BUJE DE DIAFRAGMA	1					
17	5SL–25852–00	TAPA DE TANQUE DE RESERVA	1					
18	90467–120A3	PRESILLA	2					
19	4P5–25895–00	MANGUERA DE TANQUE DE RESERVA	1					
20	92014–08020	PERNO	2					
21	90240–08124	PASADOR CON HOYO	1					
22	90201–08083	ARANDELA PLANA	1					
23	91401–20012	PASADOR DE CHAVETA	1					
24	4P5–2581J–00	MANGUERA, DE FRENO 4	1					
25	90401–10020	PERNO DE UNION	1					
26	90430–10005	JUNTA	2					
27	90119–06044	TORNILLO CON ARANDELA	1					

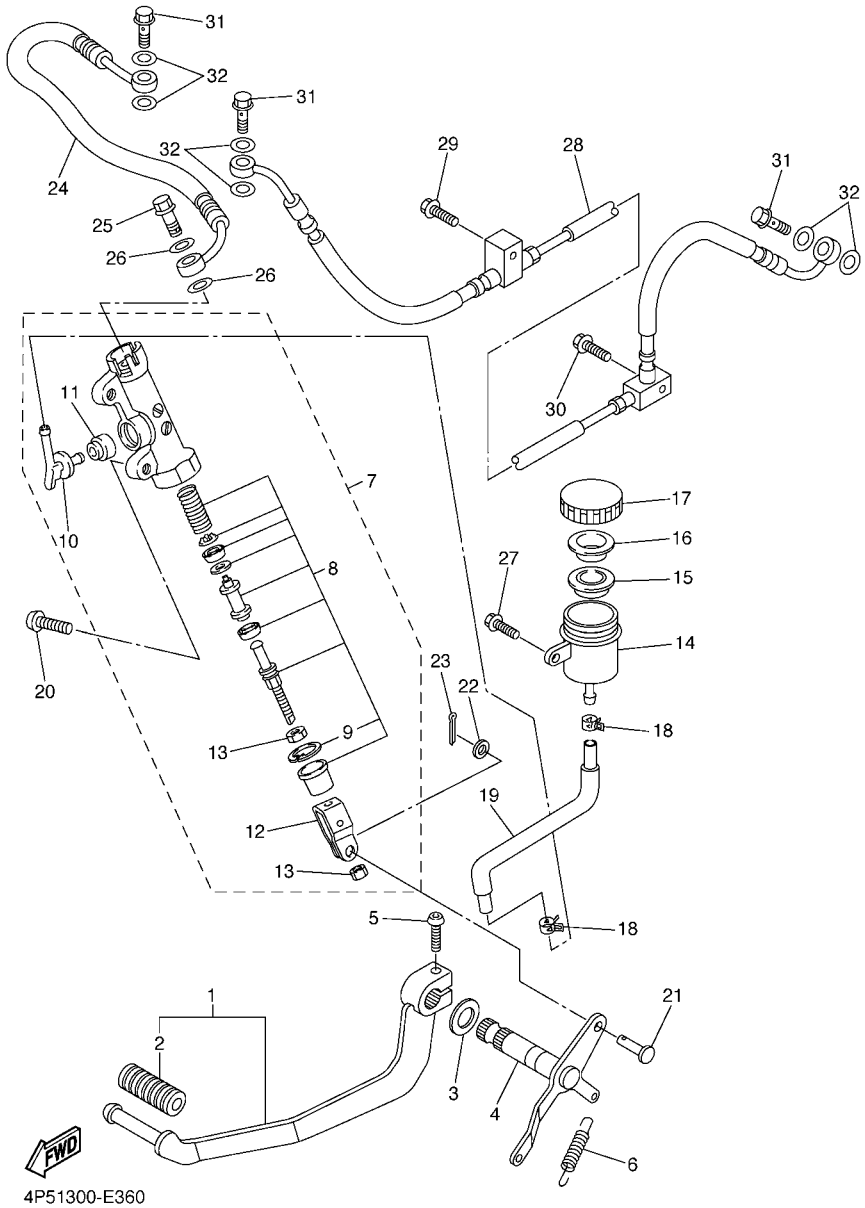

FIG. 36 CILINDRO MAESTRO TRASERO

REF. Nº	CODIGO Nº	DESCRIPCION	5S21					OBSERVACIONES
28	4P5–2581K–01	MANGUERA, DE FRENO	1					
29	95027–06025	PERNO, DE BRIDA	1					
30	95027–06010	PERNO, DE BRIDA	1					
31	90401–10020	PERNO DE UNION	3					
32	90430–10005	JUNTA	6					

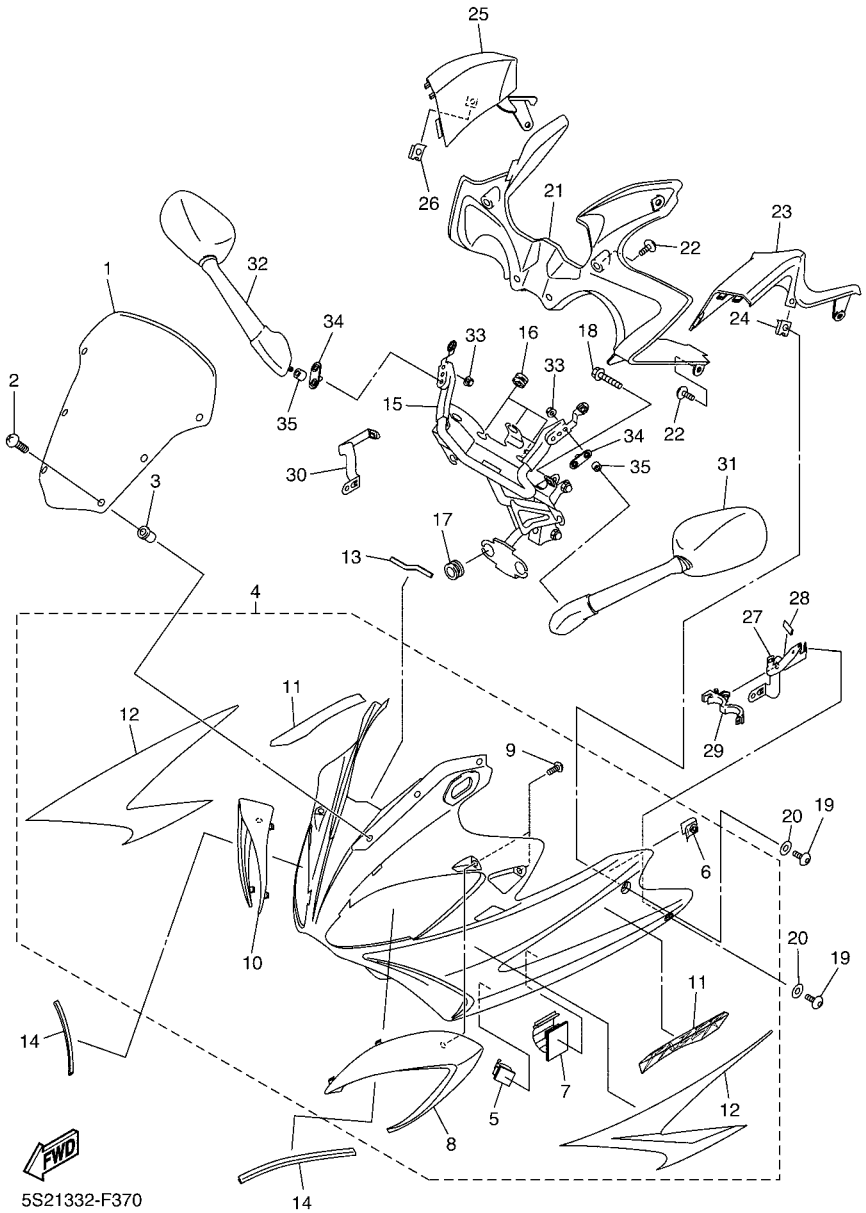

FIG. 37 BOVEDA 1

REF. Nº	CODIGO Nº	DESCRIPCION	5S21					OBSERVACIONES
1	4S8–28381–00	PARABRISA	1					
2	90150–05023	TORNILLO CABEZA REDONDA	6					
3	90179–05523	TUERCA	6					
4	4S8–Y283G–00–P0	CARROCERIA DELANT SUP 1	1					UR PARA SMX
	4S8–Y283G–10–P1	CARROCERIA DELANT SUP 1	1					UR PARA DRMK
	4S8–Y283G–20–P2	CARROCERIA DELANT SUP 1	1					UR PARA DPBMC
5	90464–09009	.BRIDA	2					
6	90183–05076	.TUERCA DE RESORTE	2					
7	90464–20003	.BRIDA	1					
8	4S8–28345–00–P0	.MOLDURA 1	1					UR PARA SMX
	4S8–28345–00–P1	.MOLDURA 1	1					UR PARA DRMK
	4S8–28345–00–P2	.MOLDURA 1	1					UR PARA DPBMC
9	97707–50016	.TORNILLO	4					
10	4S8–28346–00–P0	.MOLDURA	1					UR PARA SMX
	4S8–28346–00–P1	.MOLDURA	1					UR PARA DRMK
	4S8–28346–00–P2	.MOLDURA	1					UR PARA DPBMC
11	4S8–28315–00	.EMBLEMA	2					UR PARA SMX
	4S8–28315–10	.EMBLEMA	2					UR PARA DRMK
	4S8–28315–20	.EMBLEMA	2					UR PARA DPBMC
12	4S8–283B1–00	.JUEGO DE CALCOMANIAS	1					UR PARA SMX
	4S8–283B1–10	.JUEGO DE CALCOMANIAS	1					UR PARA DRMK
	4S8–283B1–20	.JUEGO DE CALCOMANIAS	1					UR PARA DPBMC
13	4S8–28347–00	MOLDURA	1					
14	4S8–28376–00	ADORNO	2					
15	4S8–28356–00	SOPORTE 1	1					
16	3C3–83513–00	AMORTIGUADOR	3					
17	90480–14229	TAPON	4					

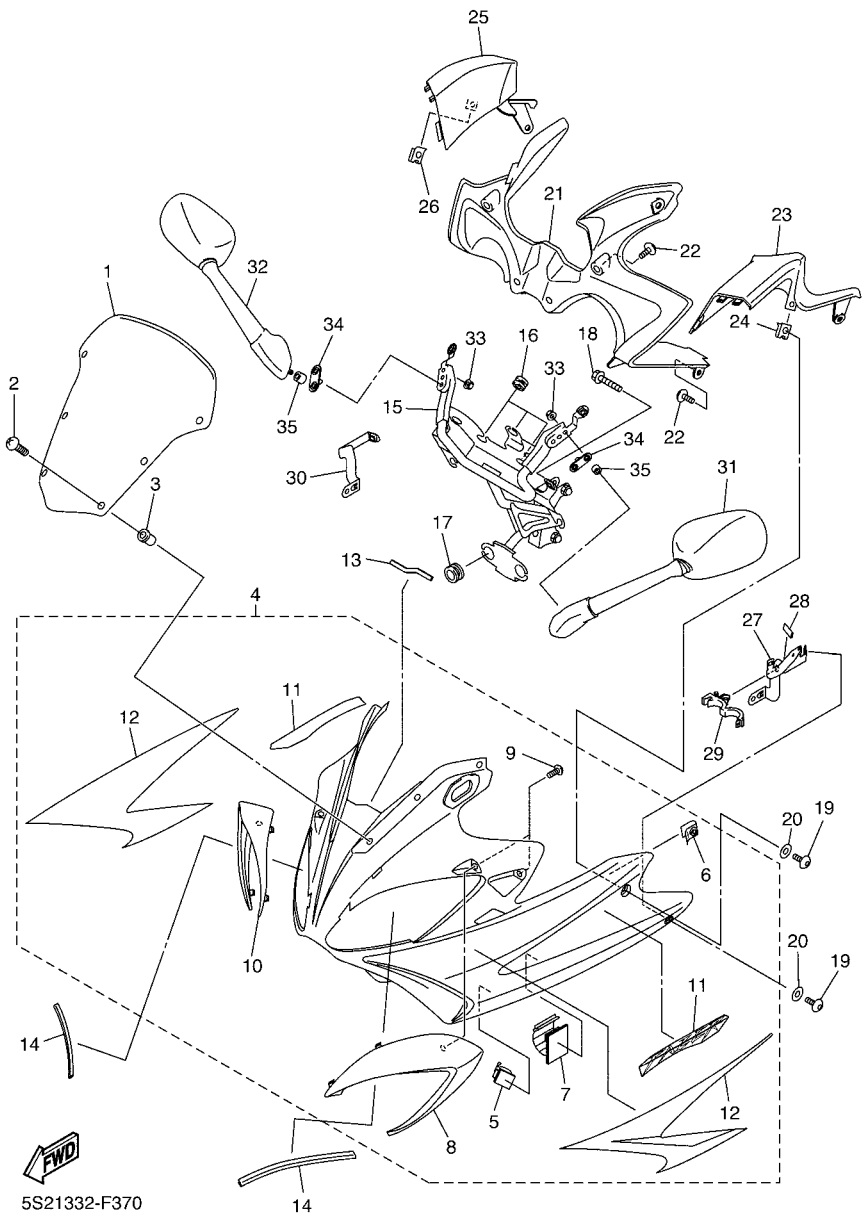

FIG. 37 BOVEDA 1

REF. Nº	CODIGO Nº	DESCRIPCION	5S21					OBSERVACIONES
18	90119–08081	TORNILLO CON ARANDELA	2					
19	90110–06200	TORNILLO ALLEN	4					
20	90202–06170	ARANDELA DE PLANA	4					
21	4S8–2836K–00	PANEL 1	1					
22	90110–05201	TORNILLO ALLEN	6					
23	4S8–2836L–00	PANEL 2	1					
24	90183–06053	TUERCA DE RESORTE	1					
25	4S8–2836M–00	PANEL 3	1					
26	90183–06053	TUERCA DE RESORTE	1					
27	5S2–2836F–00	MENSULA 3	1					
28	1FK–2171M–00	MUELLE, CUBIERTA LATERAL 2	1					
29	90464–16006	BRIDA	1					
30	4S8–2836E–00	SOPORTE 2	1					
31	4S8–26280–00	ESPEJO COMPLETO (IZQUIERDO)	1					
32	4S8–26290–00	ESPEJO COMPLETO (DERECHO)	1					
33	95707–06500	TUERCA DE BRIDA	4					
34	5VY–26298–00	PLACA DE ESPEJO 1	2					
35	90387–06372	ESPACIADOR	4					

FIG. 38 GENERADOR

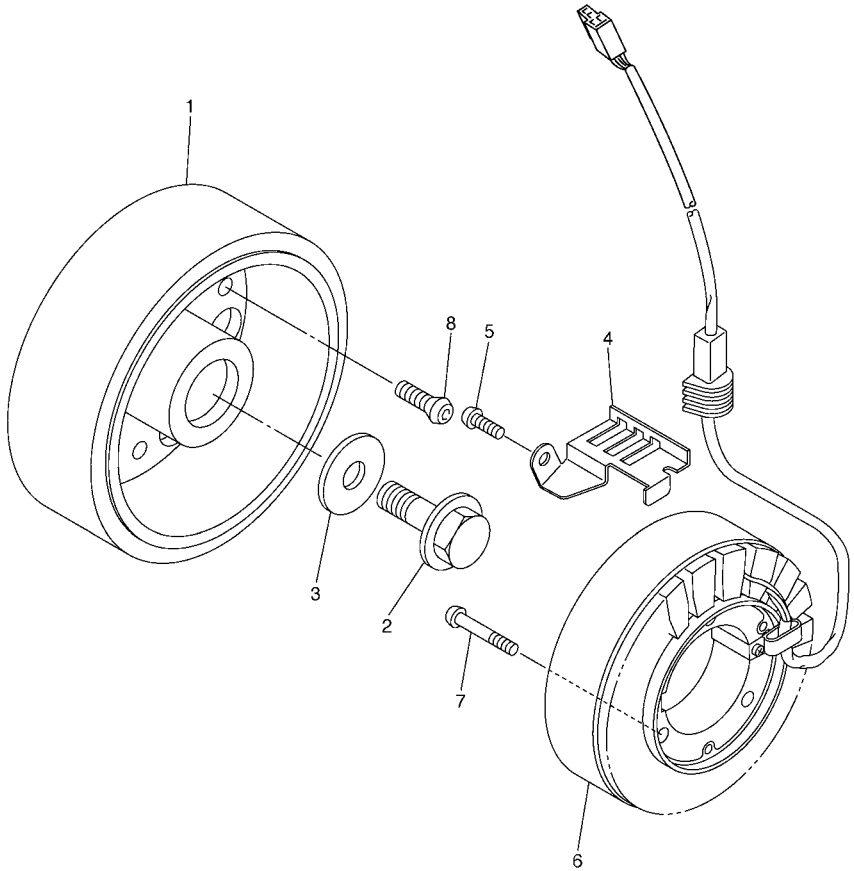

5VX1351-C380

REF. Nº	CODIGO Nº	DESCRIPCION	5S21					OBSERVACIONES
1	5VX–81450–00	ROTOR COMPLETO	1					
2	90105–126A8	TORNILLO	1					
3	90201–12008	ARANDELA PLANA	1					
4	5VX–15484–00	GRAMPA 2	1					
5	90149–06250	TORNILLO DE REGLAJE	1					
6	5VX–81410–00	ESTATOR COMPLETO	1					
7	90149–06019	TORNILLO DE REGLAJE	3					
8	90149–08003	TORNILLO DE REGLAJE	3					

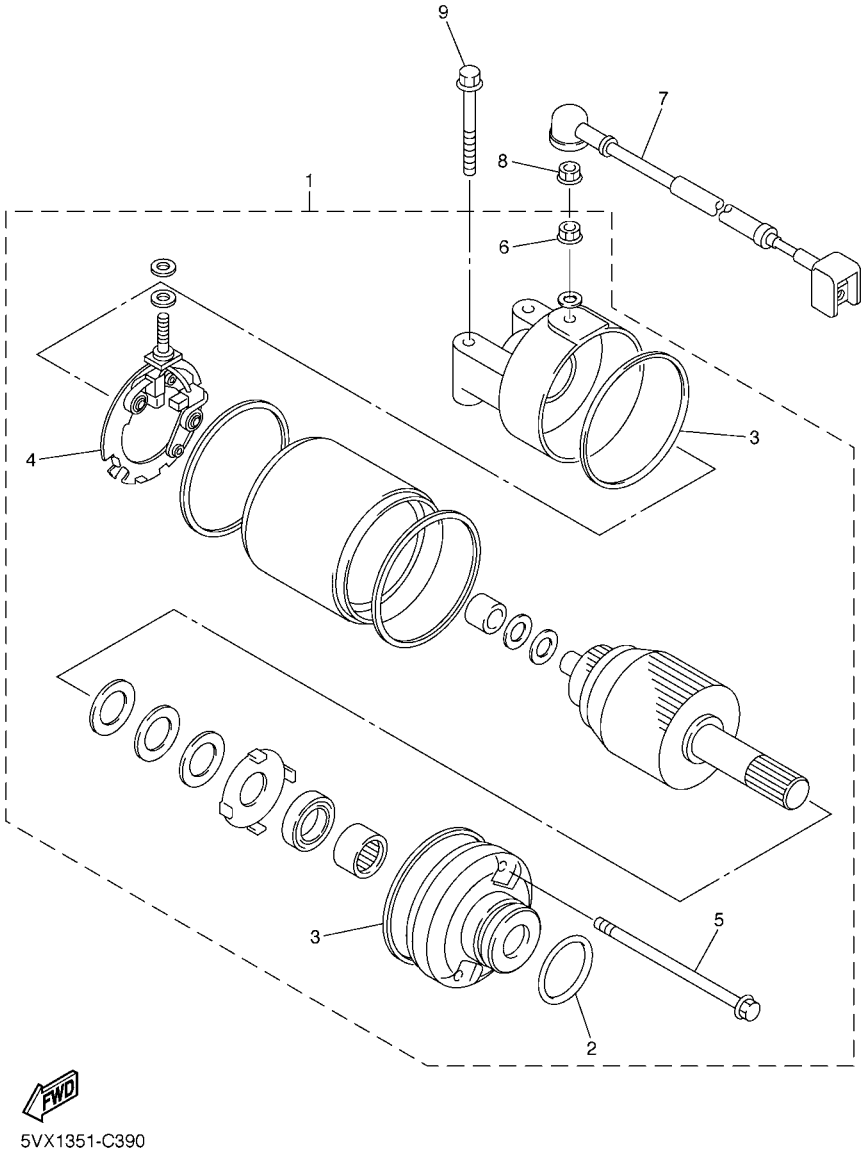

FIG. 39 MOTOR DE ARRANQUE

REF. Nº	CODIGO Nº	DESCRIPCION	5S21					OBSERVACIONES
1	5EB–81890–00	MOTOR DE ARRANQUE COMPLETO	1					
2	1FK–81847–00	.ANILLO GOMA	1					
3	4WP–81844–00	.EMPAQUE	2					
4	4WP–81801–00	.JUEGO DE ESCOBILLA	1					
5	4WP–81826–00	.PERNO	2					
6	4XV–8182A–00	.TUERCA	1					
7	5VX–81815–00	CABLE, MOTOR DE ARRANQUE	1					
8	4XV–8182A–00	TUERCA	1					
9	95027–06040	PERNO, DE BRIDA	2					

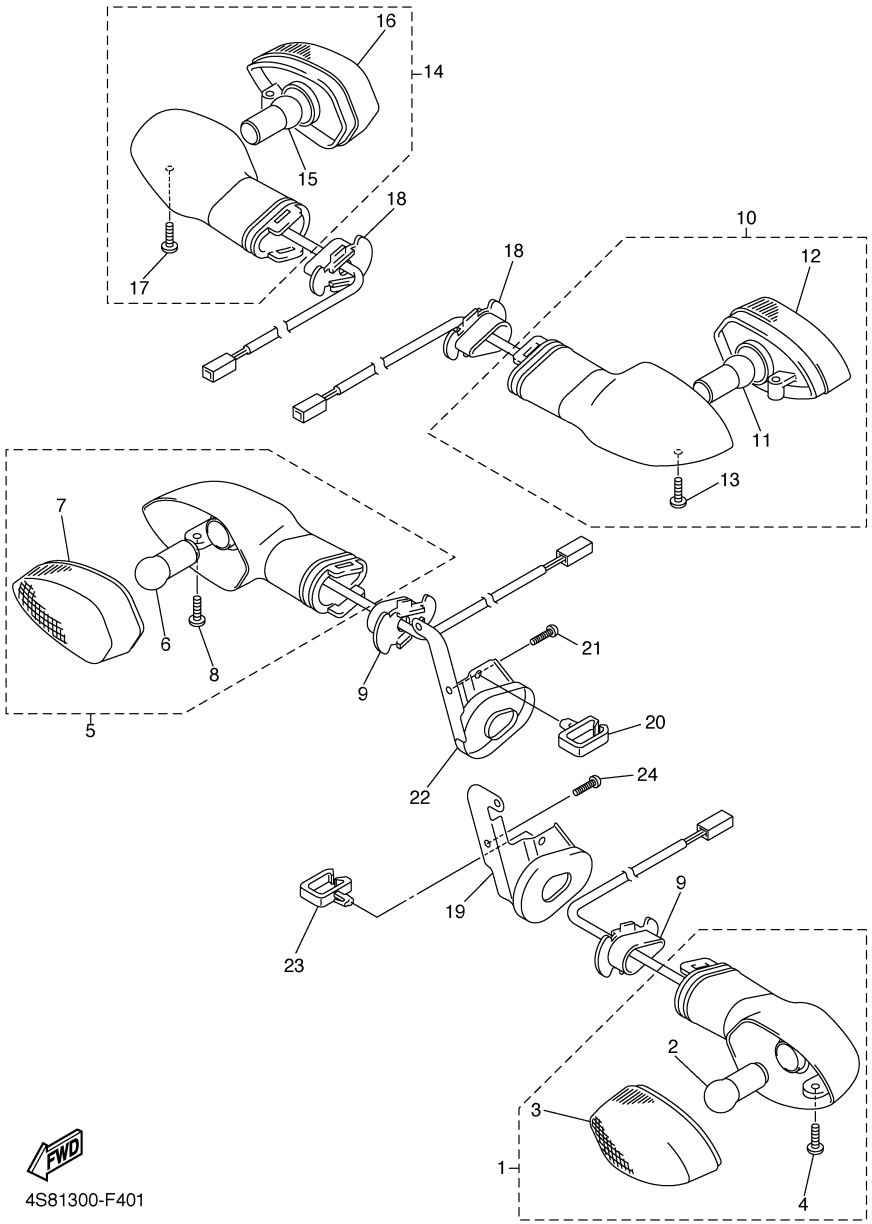

FIG. 40 LUZ DE DESTELLADOR

REF. Nº	CODIGO Nº	DESCRIPCION	5S21					OBSERVACIONES
1	5PW–83310–01	DESTELLADOR DE LUZ DELANT.	1					
2	1KH–83311–00	.BOMBILLA (12V-10W)	1					
3	5PW–8333A–00	.LENTES COMPLETO	1					
4	97706–04012	.TORNILLO, ROSCA CHAPA	1					
5	5PW–83320–01	DESTELLADOR DE LUZ DELANT.	1					
6	1KH–83311–00	.BOMBILLA (12V-10W)	1					
7	5PW–8334A–00	.LENTES COMPLETO	1					
8	97706–04012	.TORNILLO, ROSCA CHAPA	1					
9	5PW–83318–00	SOPORTE DE DESTELLADOR 1	2					
10	5VX–83330–00	DESTELLADOR DE LUZ TRAS.COMPL.	1					
11	1KH–83311–00	.BOMBILLA (12V-10W)	1					
12	5PW–8334A–00	.LENTES COMPLETO	1					
13	97706–04012	.TORNILLO, ROSCA CHAPA	1					
14	5VX–83340–00	DESTELLADOR DE LUZ TRAS.COMPL.	1					
15	1KH–83311–00	.BOMBILLA (12V-10W)	1					
16	5PW–8333A–00	.LENTES COMPLETO	1					
17	97706–04012	.TORNILLO, ROSCA CHAPA	1					
18	5PW–83318–00	SOPORTE DE DESTELLADOR 1	2					
19	4S8–2831U–00	APOYO 1	1					
20	90464–06005	BRIDA	1					
21	97707–50016	TORNILLO	1					
22	4S8–2832U–00	APOYO 2	1					
23	90464–06005	BRIDA	1					
24	97707–50016	TORNILLO	1					

FIG. 41 MEDIDOR

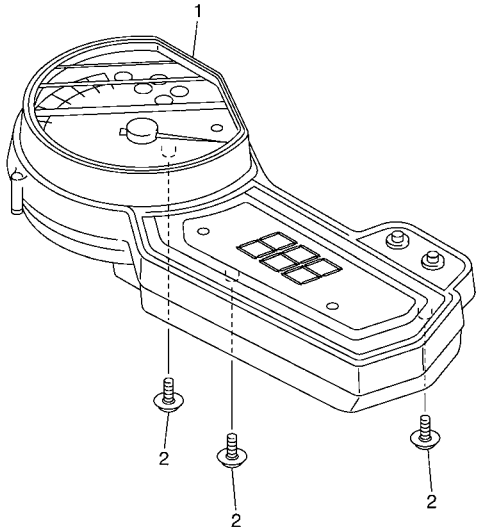

REF. Nº	CODIGO Nº	DESCRIPCION	5S21					OBSERVACIONES
1	5S2–83500–00	VELOCIMETRO COMPLETO (KM/H)	1					
2	90164–05014	TORNILLO ROSCA HEMBRA	3					

FWD

4S81300-F410

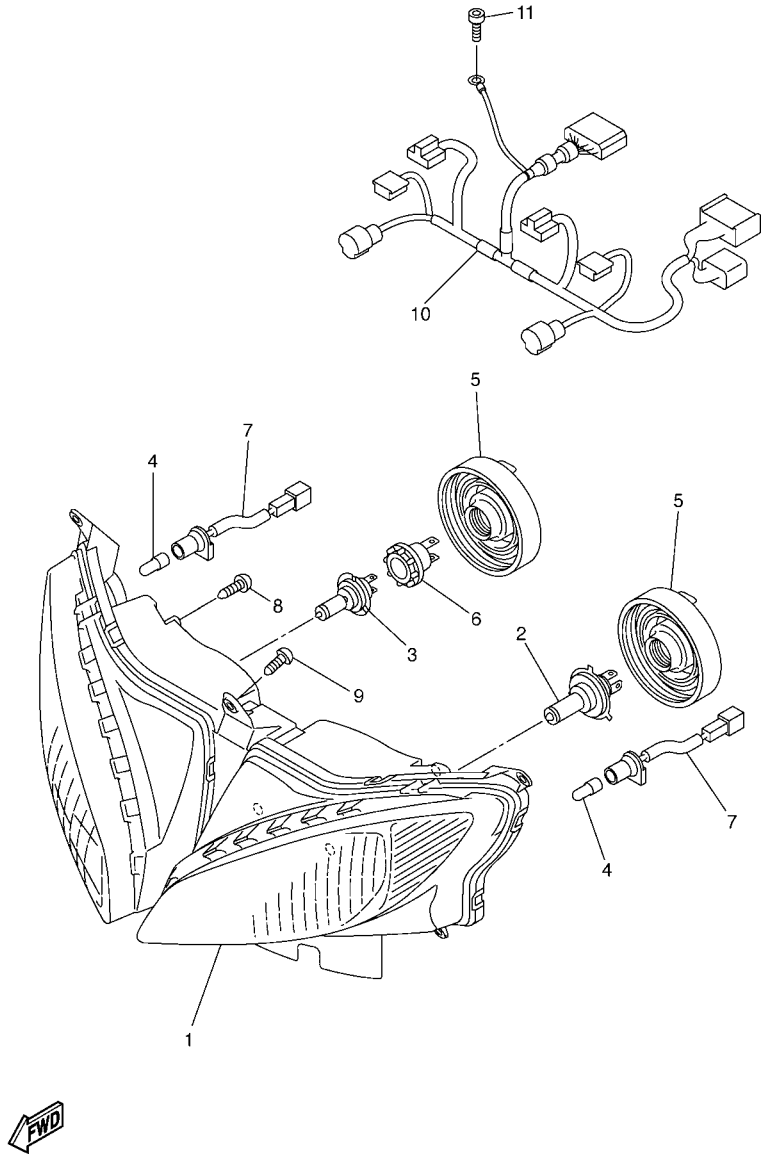

4S81300-F420

FIG. 42 FARO DELANTERO

REF. Nº	CODIGO Nº	DESCRIPCION	5S21					OBSERVACIONES
1	5VX–84310–00	UNIDAD DE FARO DELANTERO COMPL	1					
2	8G9–84314–00	BOMBILLA (12V-60/55W)	1					(H4)HALOGEN
3	4SV–84314–00	BOMBILLA (12V-55W)	1					(H7)HALOGEN
4	4SV–84347–00	BOMBILLA (12V-5W)	2					
5	5LV–84397–00	CUBIERTA DE ENCASTRE	2					
6	4SV–84350–00	ENCASTRE DE CABLE COMPLETO	1					
7	5VX–84312–00	CABLE COMPLETA	2					
8	90164–05014	TORNILLO ROSCA HEMBRA	4					
9	97707–50016	TORNILLO	5					
10	5S2–84359–00	CABLE DE FARO DELANTERO	1					
11	91380–05010	PERNO	1					

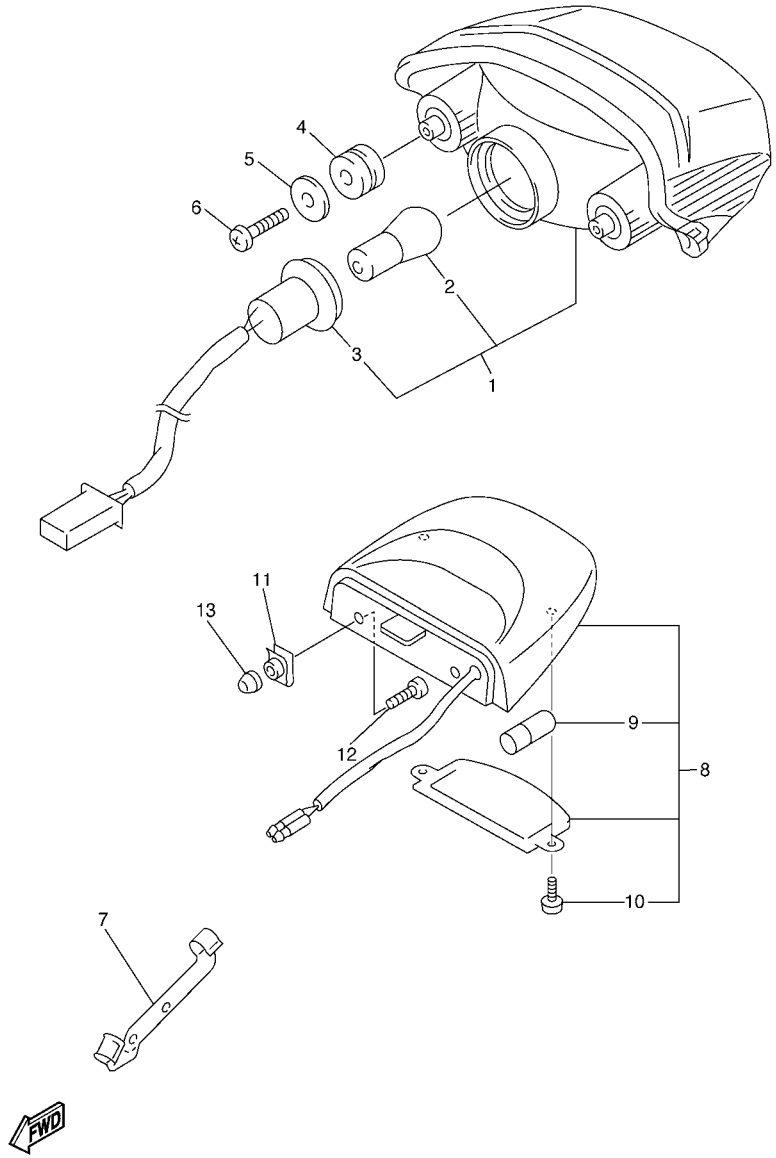

FIG. 43 LUZ DE COLA

REF. Nº	CODIGO Nº	DESCRIPCION	5S21					OBSERVACIONES
1	5VX–84710–00	UNIDAD FARO TRASERO COMPL.	1					
2	137–84714–60	.BOMBILLA (12V-21/5W)	1					
3	5VX–84735–00	.CABLE COMPLETA	1					
4	90480–18276	TAPON	2					
5	90201–06071	ARANDELA PLANA	2					
6	97707–60016	TORNILLO ROSCA HEMBRA	2					
7	5VX–21637–00	GRAMPA DE CABLE	1					
8	5VX–84745–01	UNIDAD DE LUZ DE LICENCIA COMP	1					
9	4HC–84744–00	.BOMBILLA (12V-5W)	1					
10	97706–04012	.TORNILLO, ROSCA CHAPA	2					
11	90183–05061	TUERCA DE RESORTE	2					
12	98907–05014	TORNILLO DE LIGAR	2					
13	5VX–13569–01	TAPON CIEGO	2					

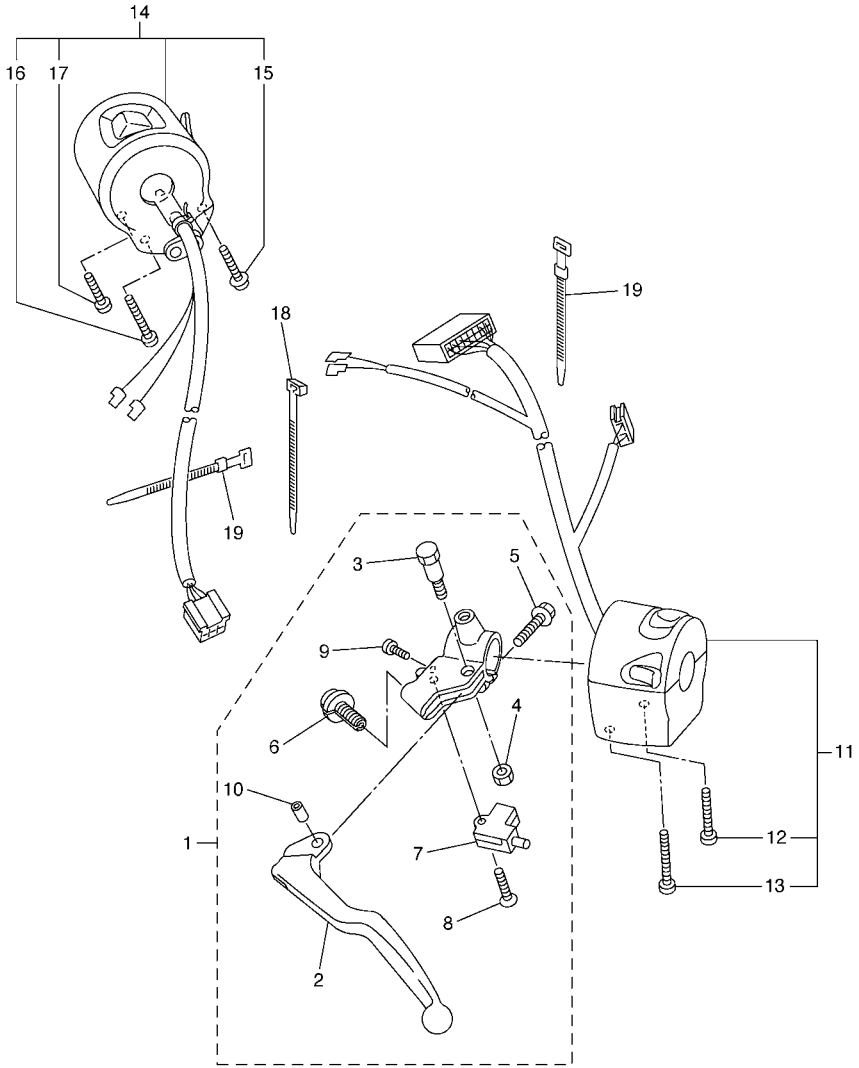

5VX1351-C440

FIG. 44 INTERRUPTOR DE MANILLAR&PALANC

REF. Nº	CODIGO Nº	DESCRIPCION	5S21					OBSERVACIONES
1	5VX–82910–00	SOPORTE DE LEVA COMPLT 1	1					
2	5EB–83912–02	.PALANCA 1	1					
3	4XV–83945–00	.PERNO DE PALANCA	1					
4	95607–06100	.TUERCA AUTOBLOCANTE	1					
5	95027–06020	.PERNO, DE BRIDA	1					
6	5LV–83951–00	.PERNO DE CABLE DE AJUSTE	1					
7	3YX–82917–01	.INTERRUPTOR	1					
8	98704–03020	.TORNILLO DE CABEZA PLANA	1					
9	98507–04010	.TORNILLO DE CABEZA PLANA	1					
10	5JJ–83913–00	.COLLAR DE PALANCA 1	1					
11	5VX–83969–01	INTERRUPTOR DE MANIJA 5	1					
12	98507–05030	.TORNILLO DE CABEZA PLANA	1					
13	98507–05045	.TORNILLO DE CABEZA PLANA	1					
14	5VX–83975–01	INTERRUPTOR DE MANIJA 2	1					
15	97607–05255	.TORNILLO CAB CON PLANA C/ARAN	1					
16	98507–05045	.TORNILLO DE CABEZA PLANA	1					
17	98507–05020	.TORNILLO DE CABEZA PLANA	1					
18	1UA–82591–00	BANDA	2					
19	437–83936–01	BANDA DE CABLE DE INTERRUPTOR	2					

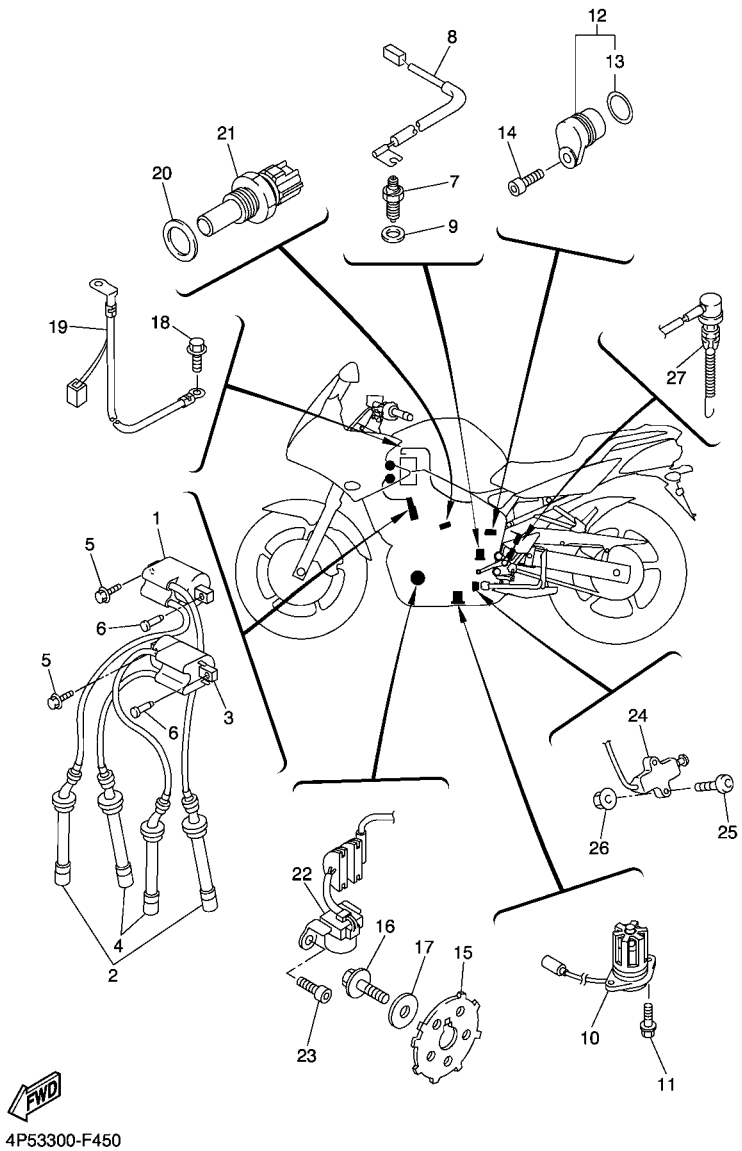

FIG. 45 EQUIPO ELECTRICO 1

REF. Nº	CODIGO Nº	DESCRIPCION	5S21					OBSERVACIONES
1	5VX–82310–00	BOBINA DE ENCENDIDO COMPLETA	1					
2	5VX–82370–00	TAPON DE BUJIA COMPLT	2					
3	5VX–82320–00	BOBINA DE ENCENDIDO COMPLETA	1					
4	5VX–82370–00	TAPON DE BUJIA COMPLT	2					
5	90105–06557	TORNILLO	2					
6	90269–06010	REMACHE	2					
7	3GB–82540–01	INTERRUPTOR NEUTRAL COMPL	1					
8	5VX–82541–00	CABLE CONDUCTOR	1					
9	90430–10148	JUNTA	1					
10	5VX–85720–01	MEDIDOR DE NIVEL DE ACEITE	1					
11	95022–06016	PERNO, DE BRIDA	2					
12	3P6–15399–00	TAPON CIEGO	1					
13	93210–15566	.ANILLO O	1					
14	91312–06016	TORNILLO	1					
15	5VX–81673–00	ROTOR	1					
16	90105–08386	TORNILLO	1					
17	90201–08753	ARANDELA PLANA	1					
18	91380–06012	PERNO	1					
19	4P5–82116–00	CABLE CONDUCTOR NEGATIVO	1					
20	90201–12790	ARANDELA PLANA	1					
21	8CC–85790–01	TERMICA SENSORIO	1					
22	5VX–81670–00	RECOGEDOR COMPL.	1					
23	91317–06016	PERNO	2					
24	5VS–82566–61	INTERRUPTOR	1					
25	92017–05025	PERNO	2					
26	95607–05200	TUERCA DE AUTO-CIERRE	2					
27	5VX–82530–00	INTERRUPTOR DE PARADA COMPLETO	1					

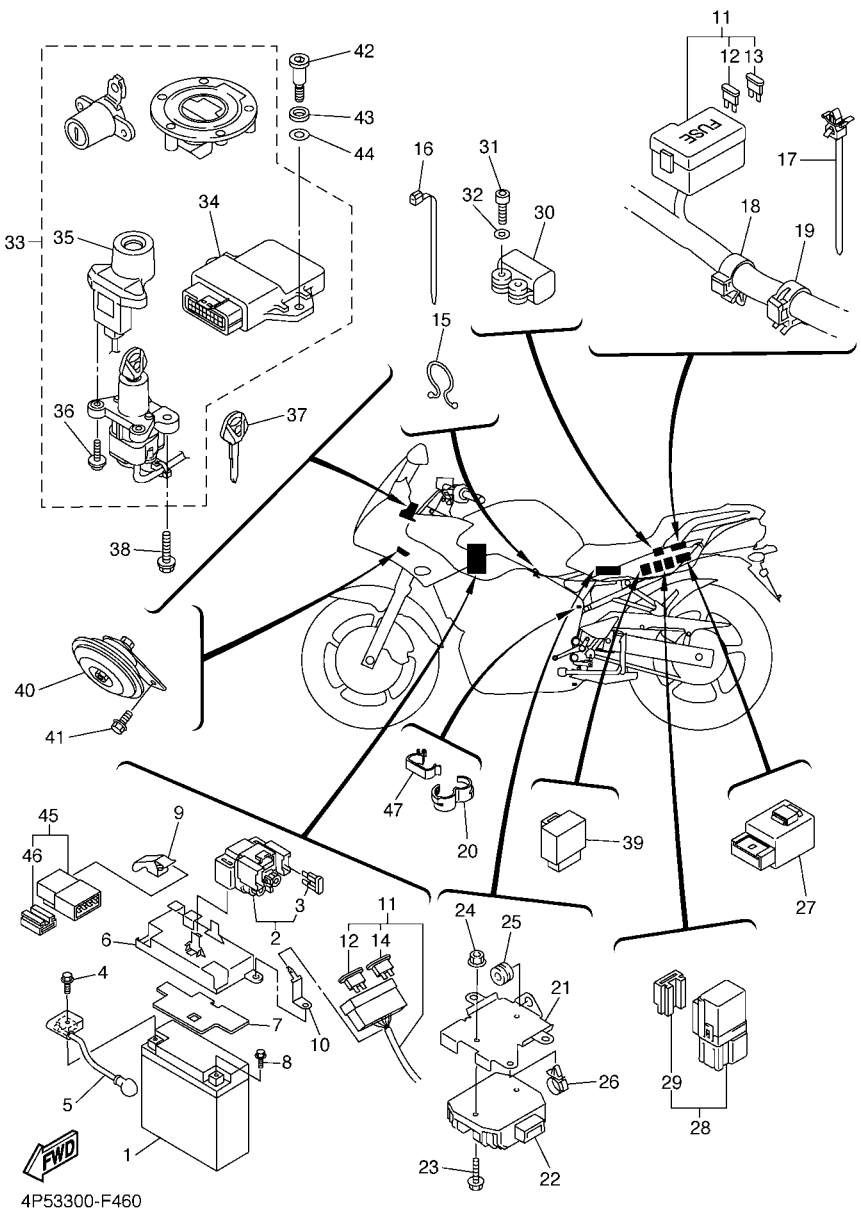

FIG. 46 EQUIPO ELECTRICO 2

REF. Nº	CODIGO Nº	DESCRIPCION	5S21					OBSERVACIONES
1	4TX–82100–02	BATERIA COMPLETA (GS GT12B-4)	1					
2	4BH–81940–02	CONJUNTO ARRANCADOR RELEVO	1					
3	1AE–82151–00	.FUSIBLE (30A-BL)	2					
4	95027–06008	PERNO, DE BRIDA	1					
5	4P5–82115–00	CABLE CONDUCTOR POSITIVO	1					
6	5VX–2124E–00	CUBIERAT, DE BATERIA	1					
7	5VX–82123–00	ASIENTO DE BATERIA	1					
8	95027–06008	PERNO, DE BRIDA	1					
9	4P5–81953–00	SOPORTE DE RELE	1					
10	4P5–82153–00	ABRAZADERA FUSIBLE	1					
11	5S2–82590–00	CONJUNTO DE CABLES	1					
12	5JJ–82151–30	.FUSIBLE (10A-BL)	7					
13	5JJ–82151–20	.FUSIBLE (20A-BL)	3					
14	5JJ–82151–60	.FUSIBLE (30A-BL)	2					
15	90464–14058	BRIDA	1					
16	90464–13077	BRIDA	2					
17	90464–12089	BRIDA	1					
18	90464–16006	BRIDA	2					
19	90464–15192	BRIDA	2					
20	90464–16001	BRIDA	1					
21	5VX–2128A–00	MENSULA DE REGULADOR	1					
22	5VX–81960–00	RECTIFICADOR Y REGULADOR	1					
23	95807–06020	TORNILLO	2					
24	95707–06500	TUERCA DE BRIDA	2					
25	90480–11005	TAPON	1					
26	90464–13249	BRIDA	1					
27	5VK–81950–30	RELE COMPLETO	1					

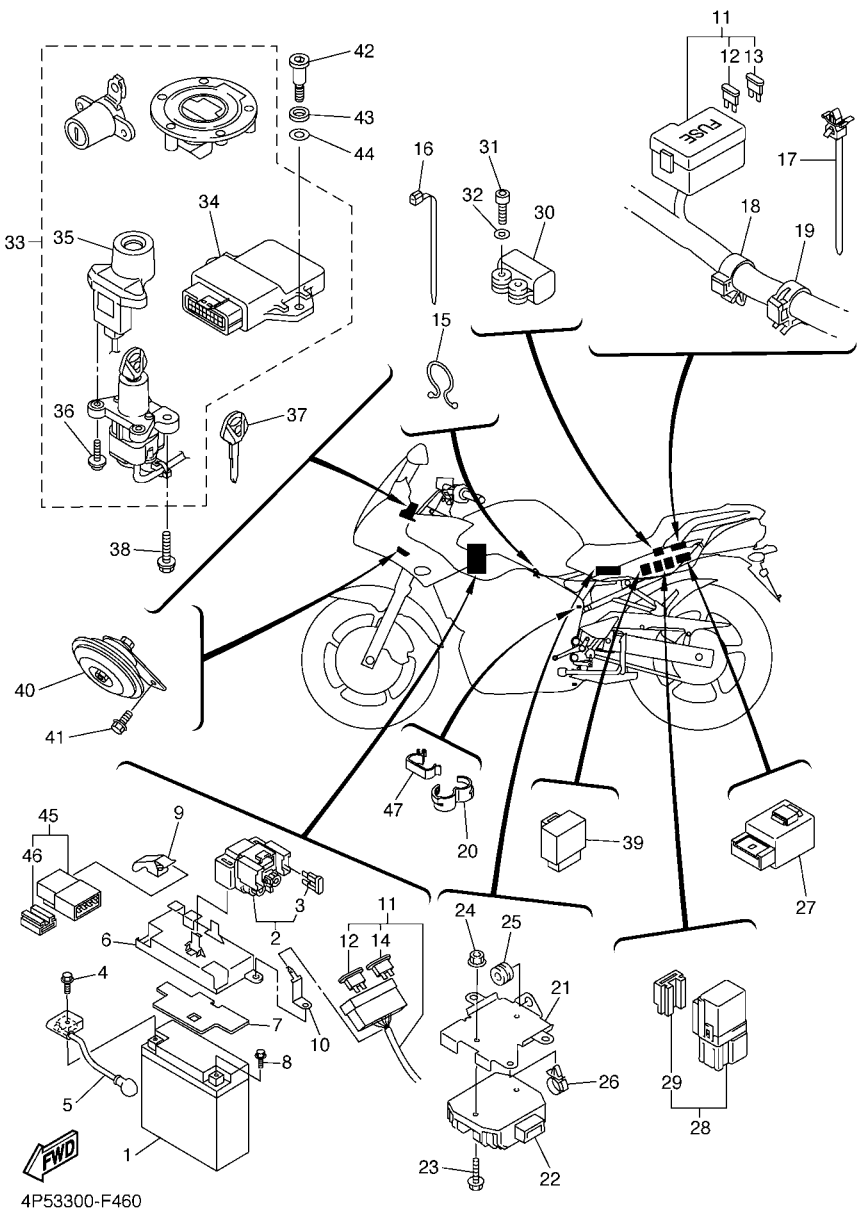

FIG. 46 EQUIPO ELECTRICO 2

REF. Nº	CODIGO Nº	DESCRIPCION	5S21					OBSERVACIONES
28	5EA–81950–20	RELE COMPLETO	2					
29	5EA–81952–00	.SOSTEN DE RELE	1					
30	5PS–82576–01	SENSOR ANGULO DE INCLINATION	1					
31	91317–04025	PERNO	2					
32	90201–047A2	ARANDELA PLANA	2					
33	5S2–W8250–00	JUEGO DE INMOVILIZADOR	1					
34	5S2–8591A–00	.UNIDAD CONTROL	1					
35	5VX–8255P–00	.UNIDAD INMOVILIZADORA	1					
36	5SL–82113–00	.TORNILLO	2					
37	5SL–82511–08	BLANK KEY	1					AP
38	90109–080G5	PERNO	2					
39	3XV–83350–21	RELE DE DESTELLADOR COMPL.	1					
40	5VX–83371–01	BOCINA	1					
41	95807–06010	TORNILLO	1					
42	90109–06055	PERNO	2					
43	5VX–21778–00	AMORTIGUADOR DE MONTAJE	2					
44	90202–08205	ARANDELA DE PLANA	2					
45	5EA–81950–20	RELE COMPLETO	1					
46	5EA–81952–00	SOSTEN DE RELE	1					
47	90464–24230	BRIDA	1					

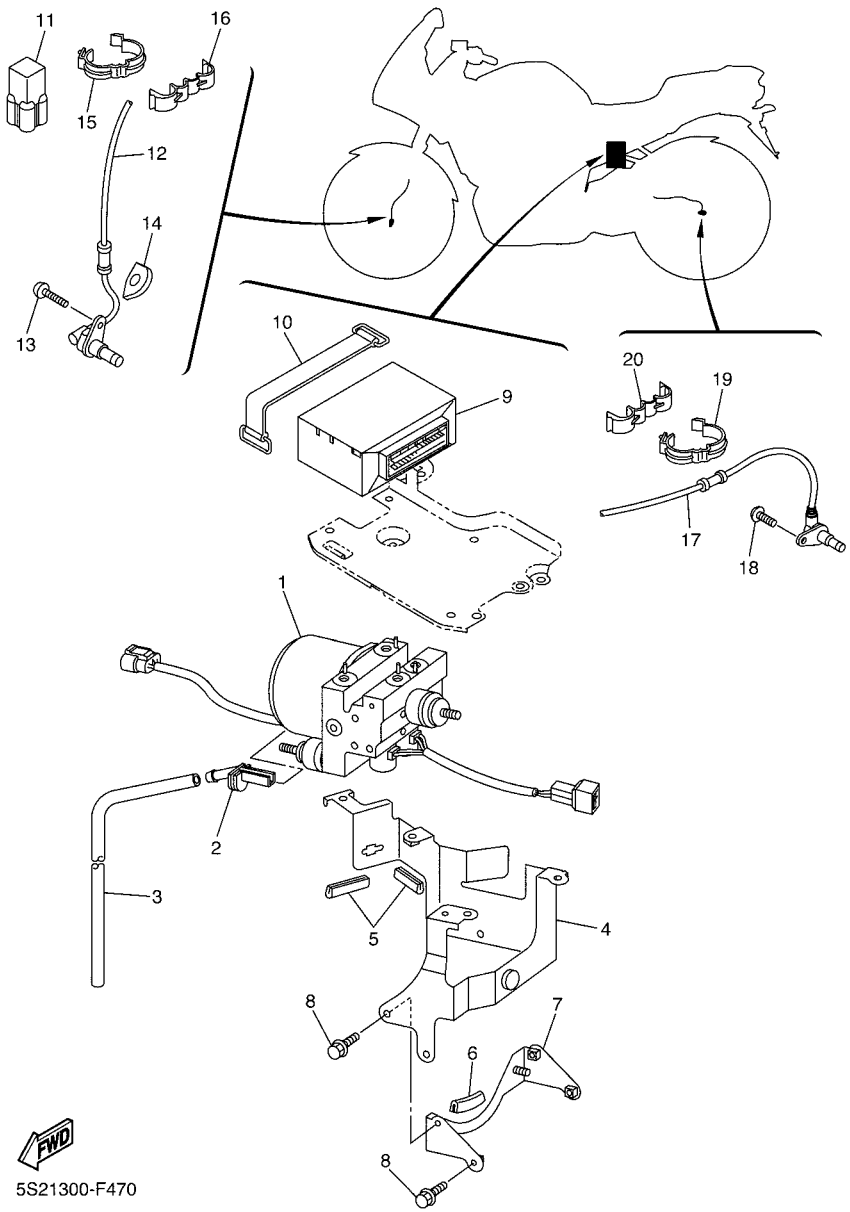

FIG. 47 EQUIPO ELECTRICO 3

REF. Nº	CODIGO Nº	DESCRIPCION	5S21					OBSERVACIONES
1	4P5–85930–09	UNIDAD DE HIDRAULICA	1					
2	5CG–24196–00	TAPON DE DRENAJE	1					
3	90445–10144	TUBO (L450)	1					
4	4P5–2175T–00	SOPORTE 1	1					
5	1FK–2171M–00	MUELLE, CUBIERTA LATERAL 2	2					
6	3VD–24188–00	MOLDURA DEPOSITO COMBUST.	1					
7	4P5–2175U–00	SOPORTE 2	1					
8	95827–06010	TORNILLO	4					
9	5S2–85940–00	UNIDAD DE CONTROL COMPLETA	1					
10	120–82131–00	TIRANTE DE BATERIA	1					
11	3YA–82378–00	CONECTOR	1					
12	5S2–85970–00	CONJUNTO DE CABLES	1					
13	92014–06014	PERNO	1					
14	5S2–23317–00	SOSTEN DE CABLE	1					
15	90464–12013	BRIDA	3					
16	90464–10233	BRIDA	1					
17	4P5–85980–00	CONJUNTO DE CABLES	1					
18	92014–06014	PERNO	1					
19	90464–12013	BRIDA	3					
20	90464–10233	BRIDA	1					

INDICE NUMERICO

CODIGO Nº	REF. Nº
1B3–11101–00	B – 2
4KG–1111G–00	B – 2
5EB–11133–10	B – 2
5SL–11165–00	C – 4
5VX–11181–00	B – 2
1B3–11191–00	B – 2
5SL–11193–00	B – 2
214–11198–01	B – 11
5SL–11411–00	B – 3
5EB–11416–00	B – 3
5EB–11416–10	B – 3
5EB–11416–20	B – 3
5EB–11416–30	B – 3
5EB–11416–A0	B – 3
5SL–11603–00	B – 3
5SL–11631–00	B – 3
5EB–11633–00	B – 3
5VX–11650–00	B – 3
5VX–11654–00	B – 3
5VX–11656–00	B – 3
5VX–11656–10	B – 3
5VX–11656–20	B – 3
5VX–11656–30	B – 3
5SL–12111–10	B – 4
5EB–12113–00	B – 4
5EB–12114–00	B – 4
5SL–12116–00	B – 4
5EB–12117–00	B – 4
1HX–12118–00	B – 4
4TV–12119–00	B – 4
5SL–12121–10	B – 4
5EB–12124–01	B – 4
5EB–12126–00	B – 4
5EB–12127–00	B – 4
5EB–12153–09	B – 5
5EB–12153–20	B – 5
5EB–12153–30	B – 5
1HX–12168–00	B – 4
1HX–12168–20	B – 4
1HX–12168–40	B – 4
1HX–12168–60	B – 4
1HX–12168–80	B – 4
1HX–12168–A0	B – 4
1HX–12168–F0	B – 4
1HX–12168–H1	B – 4
1HX–12168–K1	B – 4
1HX–12168–M1	B – 4
1HX–12168–R1	B – 4

CODIGO Nº	REF. Nº
1HX–12168–U1	B – 4
1HX–12168–W1	B – 4
1HX–12168–Y1	B – 4
1HX–12169–11	B – 4
1HX–12169–31	B – 4
1HX–12169–50	B – 5
1HX–12169–70	B – 5
1HX–12169–90	B – 5
1HX–12169–E0	B – 5
1HX–12169–G0	B – 5
1HX–12169–J0	B – 5
1HX–12169–L0	B – 5
1HX–12169–N0	B – 5
1HX–12169–T0	B – 5
5VX–12170–00	B – 6
5VX–12176–00	B – 6
5VX–12180–00	B – 6
5SL–12210–10	B – 6
4FM–12213–00	B – 6
5SL–12214–00	B – 6
5EL–12228–00	B – 6
5BE–12241–00	B – 2
5EB–12251–00	B – 6
5EB–12252–10	B – 6
4S8–12405–00	B – 8
5VX–1240J–00	B – 8
5SL–12410–00	B – 8
5VX–12413–00	B – 8
5SL–12420–00	B – 7
5SL–12422–00	B – 7
5FC–12437–00	B – 8
11H–12438–10	B – 7
5EB–12439–00	B – 7
5VX–1243A–00	B – 9
5VX–1243E–00	B – 14
4S8–1244E–00	B – 8
5VX–1244G–00	B – 9
5EB–12450–00	B – 7
4S8–12461–00	B – 8
1B3–12462–00	B – 8
4S8–12467–00	B – 8
5EB–12469–00	B – 7
5GV–1246A–00	B – 7
5GV–1246E–00	B – 7
	B – 8
1AA–12535–00	B – 8
5EB–12577–01	B – 7
4S8–12578–00	B – 8

CODIGO Nº	REF. Nº
4NK–12579–00	B – 7
4S8–12579–00	B – 8
5VX–12581–00	B – 7
5SL–12588–01	B – 7
4S8–12589–00	B – 9
5EB–12822–00	B – 11
5VX–13160–00	B – 14
5EB–13161–00	B – 10
5EB–1316E–00	B – 10
5MT–13300–00	B – 10
5SL–13410–00	B – 10
5VX–13414–01	B – 11
5EB–13415–00	B – 10
2C0–13416–00	B – 10
4S8–13417–00	B – 11
5VX–13418–00	C – 4
5GH–13440–20	B – 11
5EB–13470–00	B – 11
5JW–13473–00	B – 11
5EB–13475–00	B – 11
3KS–13490–00	B – 11
5VX–13533–00	B – 14
68V–13533–00	B – 13
5VX–13569–01	F – 8
5SL–13586–01	B – 12
5SL–13596–01	B – 12
5VX–13750–03	B – 13
5VX–13761–00	B – 13
5EB–13898–00	B – 10
5VX–13907–01	D – 13
5VX–13971–00	D – 13
5JW–14104–00	B – 13
5VX–1410E–00	B – 13
4KM–14137–00	B – 13
3H1–14147–00	B – 13
5PS–14147–00	B – 13
5VX–14148–01	B – 12
5VX–14149–00	B – 13
8CC–14216–10	B – 13
3XV–14251–00	B – 13
5PW–14251–00	B – 13
5VX–14348–00	B – 13
5FL–14348–10	B – 13
5VX–14349–00	B – 14
5VX–14396–00	B – 13
5VX–14409–00	B – 12
5VX–14411–00	B – 12
5VX–14421–00	B – 12

CODIGO Nº	REF. Nº
5CA–14435–00	B – 12
5VX–14451–00	B – 12
5VX–14452–00	B – 12
5VX–14453–00	B – 12
5VX–14463–00	B – 12
5VX–14503–00	B – 14
5VX–14565–00	B – 13
4S8–14610–00	C – 2
3YF–14613–01	C – 2
5VX–1467K–00	C – 2
5VX–14708–10	C – 2
5VX–14710–01	C – 2
5VY–14714–00	C – 2
5EB–14714–01	C – 2
5JW–14723–00	B – 15
4S8–14740–00	C – 2
4FB–14766–00	C – 3
5VX–14807–00	B – 14
5SL–1482K–00	B – 2
5VX–14840–00	B – 15
5VX–14881–00	B – 15
5VX–14882–00	B – 15
5VX–14883–00	B – 15
5SL–14890–00	B – 2
5SL–14899–00	B – 2
3UH–14937–00	B – 13
5VX–14987–00	B – 13
1B3–15100–01	C – 4
11H–15138–00	B – 2
5EB–15155–00	C – 4
5EB–15163–01	C – 11
36Y–15189–00	C – 4
5SL–15189–00	C – 4
3F9–15362–00	C – 6
5EB–15362–00	C – 4
5VX–15373–00	B – 12
3P6–15399–00	F – 10
1B3–15411–00	C – 6
5VX–15413–01	C – 4
1B3–15416–00	C – 6
1B3–15418–00	C – 6
1B3–15421–00	C – 6
1B3–15425–00	C – 6
5VX–15441–00	C – 7
5VX–15451–01	C – 6
5SL–15456–01	C – 6
5SL–15461–01	C – 6
5SL–15462–00	C – 4

CODIGO Nº	REF. Nº
5VX–15463–01	C – 7
5VX–15484–00	F – 3
5SL–15512–00	C – 8
5MT–15515–00	C – 8
5EB–15521–00	C – 8
5SL–15590–00	C – 8
5VX–16150–00	C – 9
5EB–16154–00	C – 9
1AE–16164–00	C – 9
4FN–16321–00	C – 9
4H7–16321–02	C – 9
168–16324–00	C – 9
3J2–16324–00	C – 9
5VX–16340–00	C – 9
132–16346–00	C – 14
5EB–16351–01	C – 9
5EB–16356–01	C – 9
5VX–16371–00	C – 9
5VX–16382–00	C – 9
5SL–17121–00	C – 11
5SL–17131–20	C – 11
5VX–17151–00	C – 11
5SL–17161–00	C – 11
5SL–17211–00	C – 12
5VX–17221–00	C – 11
5SL–17231–00	C – 12
5SL–17241–00	C – 11
5VX–17251–00	C – 12
5VX–17261–00	C – 11
5SL–17411–00	C – 11
4S8–17421–00	C – 11
278–17424–01	C – 12
5VX–17460–00	C – 12
5VX–18101–11	C – 14
5VX–18110–00	C – 14
5VX–18112–01	C – 14
5EB–18113–00	C – 14
	E – 13
5VX–18115–02	C – 14
5VX–18116–00	C – 14
1D7–18127–00	C – 14
5VX–18140–00	C – 14
5VX–18154–00	C – 14
5SL–18511–00	C – 13
5MT–18512–00	C – 13
5EB–18513–00	C – 13
4XV–18531–00	C – 13
5EB–18536–00	C – 13

CODIGO Nº	REF. Nº
5VX–18540–00	C – 13
136–18542–00	C – 13
4S8–21110–09	D – 2
5VX–2117B–31	D – 3
5VX–2117B–41	D – 3
5VX–2117B–A1	D – 3
5PW–2117K–00	D – 15
5VX–2117M–01	D – 3
4S8–21190–09	D – 2
4S8–2119V–00	D – 4
4P5–21228–00	D – 4
5VX–21238–00	D – 2
5VX–21239–00	D – 2
5VX–21249–00	D – 3
5VX–2124E–00	F – 11
5VX–21268–00	D – 2
5VX–21269–00	D – 3
5VX–21279–10	D – 2
5VX–2128A–00	F – 11
4R8–21308–00	D – 3
5VX–2135F–00	D – 3
5VX–2139B–00	D – 2
5VX–2139R–00	D – 3
5VX–2139W–00	D – 3
5VX–2140A–00	D – 2
4S8–21445–00	C – 2
5VX–21446–10	C – 2
5VX–2144G–00	E – 11
4S8–21511–00–P0	D – 5
4S8–21511–00–P1	D – 5
4S8–21511–00–P2	D – 5
5PA–21568–00	D – 14
5VS–21578–10	D – 5
5VX–2161G–00	D – 6
5VX–21621–00	D – 6
5VX–21629–00	D – 6
5VX–21637–00	F – 8
5VX–21639–00	D – 5
5VX–2163A–00	D – 7
5VX–2164F–00	D – 6
5VX–21650–00	D – 8
5VX–21651–00	D – 5
5VX–21665–00	D – 6
3XW–21668–A1	D – 8
5VX–21669–00	D – 5
1FK–2171M–00	F – 2
	F – 13
4P5–2172W–00	B – 9

INDICE NUMERICO

CODIGO Nº	REF. Nº
5VX–21732–00	D – 5
5VX–21735–01	D – 5
4S8–2173E–00	D – 7
4S8–2173E–10	D – 7
4S8–2173E–20	D – 7
4S8–2173F–00	D – 7
4S8–2173F–10	D – 7
4S8–2173F–20	D – 7
5VX–2173M–00	D – 4
5VX–2173N–01	D – 6
5VX–2174X–00	D – 7
5VX–2174Y–00	D – 7
4P5–2175T–00	F – 13
4P5–2175U–00	F – 13
4P5–2175V–00	D – 3
5VX–21778–00	F – 12
5VX–21779–00	D – 4
5VX–2177F–00	D – 7
5VX–2177G–00	D – 2
26H–21828–00	B – 9
5VX–21843–00	D – 3
4P5–21871–00	B – 9
4P5–21873–00	B – 9
3P6–21875–00	B – 9
4S8–22110–00	D – 8
5JJ–22128–00	D – 8
4FN–22141–00	D – 8
5VX–22151–00	D – 8
5EB–22184–00	D – 8
5VX–22210–00	D – 9
34L–22216–00	D – 9
5VX–22836–00	D – 3
4S8–23102–00	D – 11
4S8–23103–00	D – 11
4S8–23110–00	D – 11
4TX–23115–00	D – 11
5VX–23118–00	D – 11
5VX–2311H–00	D – 11
4KM–23123–01	D – 12
4TX–23125–B0	D – 11
4S8–23126–00	D – 11
4TX–23135–B0	D – 11
4S8–23136–00	D – 11
5VX–23141–00	D – 11
4S8–23142–00	D – 11
4TX–23144–00	D – 11
5VX–23145–00	D – 11
4TX–23151–00	D – 11

CODIGO Nº	REF. Nº
4TX–23156–00	D – 11
5VX–23170–00	D – 11
4TX–23173–00	D – 11
5S2–23317–00	F – 13
4TX–2331G–00	D – 11
5VX–23340–00	D – 12
4P5–23377–00	D – 10
5VX–23389–00	D – 10
5VX–23415–00	D – 10
26H–23418–01	D – 10
4XV–2341B–00	D – 10
5VX–23435–20	D – 10
4S8–23441–00	D – 10
3FV–23462–00	D – 12
5SL–2413B–00	D – 13
5VX–24141–00	D – 14
5EJ–2414H–00	B – 12
	D – 2
3ME–2415E–01	D – 14
4S8–24161–00	D – 13
4S8–24161–10	D – 13
4S8–24161–20	D – 13
5VX–24181–00	D – 13
5VX–24183–00	D – 13
3VD–24188–00	F – 13
5VX–24191–00	D – 13
5PW–24192–00	D – 13
5CG–24196–00	F – 13
68V–24376–00	B – 13
3YJ–24481–00	D – 2
5JW–24486–00	D – 13
5SL–24491–00	D – 13
5JJ–24602–00	D – 13
4S8–2470F–10	D – 15
5VX–24724–00	D – 15
4NK–24728–00	D – 15
4S8–24730–10	D – 15
5VX–24773–00–P6	D – 5
5VX–24773–00–P7	D – 5
5VX–24773–00–P8	D – 5
4BP–24780–00	D – 15
5VX–2478E–00	D – 15
4BP–24792–00	D – 15
5EA–25117–00	E – 2
4P5–2517A–00–98	E – 2
4XV–25181–10	E – 2
4XV–25317–00	E – 4
4P5–25338–00–98	E – 4

CODIGO Nº	REF. Nº
5VX–25364–00	E – 4
5SL–25366–00	E – 4
4P5–2537G–00	E – 4
5SL–25381–10	E – 5
5SL–25383–00	E – 4
5SL–25388–00	E – 5
5SL–25389–00	E – 5
5MT–25398–00	E – 2
	E – 4
5MT–25398–10	E – 2
	E – 4
5MT–25398–20	E – 2
	E – 4
5VX–25446–01	E – 4
4S8–2580T–00	E – 3
5S2–2580U–00	E – 3
4P5–2580W–00	E – 6
4P5–2581J–00	E – 13
4P5–2581K–01	E – 14
5VX–2581T–01	E – 3
5SL–25827–00	E – 6
5SL–25827–10	E – 6
5SL–25828–00	E – 6
2D1–2582A–00	E – 13
2D1–2582W–00	E – 6
5SL–25838–00	E – 6
4P5–2583V–00	E – 13
4P5–2584B–01	E – 8
5S2–2584C–00	E – 8
5SL–25852–00	E – 13
5VS–25852–00	E – 8
5SL–25854–00	E – 13
5VS–25854–00	E – 8
5SL–25855–00	E – 13
5VS–25855–00	E – 8
4BP–2585F–00	E – 13
3LN–2585G–00	E – 13
5VS–25867–00	E – 8
5S2–25872–00	E – 8
4S8–25876–00	E – 8
5SL–25876–00	E – 8
4P5–2587A–00	D – 8
4P5–2588F–00	E – 9
4P5–2588G–00	C – 7
4P5–25894–00	E – 13
4P5–25895–00	E – 13
5VS–2589F–00	E – 8
5VS–2589H–00	E – 8

CODIGO Nº	REF. Nº
5SL–25914–00	E – 6
5DH–25916–00	E – 6
3JD–25917–00	E – 6
5SL–25917–00	E – 6
4SV–25919–00	E – 3
5SL–25919–00	E – 6
4P5–25921–50	E – 6
4SV–25924–00	E – 3
8CR–25924–00	E – 6
3GM–25925–00	E – 3
5SL–25926–00	E – 6
5VX–26111–10	E – 7
4YR–26240–02	E – 7
4YR–26241–02	E – 7
51J–26246–01	E – 7
4S8–26280–00	F – 2
4S8–26290–00	F – 2
5VY–26298–00	F – 2
5VX–26311–00	E – 7
5VX–26312–00	E – 7
5VS–26332–00	E – 8
5VX–26335–00	E – 7
5VX–27111–03	E – 10
5VX–27113–00	E – 10
371–27114–00	D – 15
4GL–27114–00	E – 10
5VX–27114–00	C – 14
	E – 11
5VX–27115–00	E – 10
5VX–27151–02	E – 10
5VX–27152–02	E – 10
5VX–27200–00	E – 13
5VX–27212–00	E – 13
4BP–27222–01	E – 13
5VX–27311–01	E – 10
5VX–27315–00	E – 10
5VX–27321–02	E – 10
5VX–27351–00	E – 10
3YX–27413–00	E – 10
4S8–27415–00	C – 15
	E – 11
4S8–2741L–00	E – 11
4XV–27424–00	C – 2
5VX–27424–00	C – 14
	E – 11
4S8–2742L–00	E – 12
5LV–27431–01	E – 11
4BP–27434–01	C – 14

CODIGO Nº	REF. Nº
5JJ–27437–01	E – 12
5LV–27441–01	E – 12
5VX–27442–10	C – 14
5VX–27443–10	E – 11
4S8–27445–00	C – 14
4S8–27446–00	E – 11
4BH–27451–01	E – 10
4BH–27461–01	E – 11
5VX–28100–00	D – 6
31A–28217–00	D – 5
4S8–28315–00	E – 15
4S8–28315–10	E – 15
4S8–28315–20	E – 15
4S8–2831U–00	F – 5
4S8–2832U–00	F – 5
4S8–28345–00–P0	E – 15
4S8–28345–00–P1	E – 15
4S8–28345–00–P2	E – 15
4S8–28346–00–P0	E – 15
4S8–28346–00–P1	E – 15
4S8–28346–00–P2	E – 15
4S8–28347–00	E – 15
4S8–28356–00	E – 15
4S8–2836E–00	F – 2
5S2–2836F–00	F – 2
4S8–2836K–00	F – 2
4S8–2836L–00	F – 2
4S8–2836M–00	F – 2
4S8–28376–00	E – 15
4S8–28381–00	E – 15
4S8–283B1–00	E – 15
4S8–283B1–10	E – 15
4S8–283B1–20	E – 15
5VX–81410–00	F – 3
5VX–81450–00	F – 3
5VX–81670–00	F – 10
5VX–81673–00	F – 10
4WP–81801–00	F – 4
5VX–81815–00	F – 4
4WP–81826–00	F – 4
4XV–8182A–00	F – 4
4WP–81844–00	F – 4
1FK–81847–00	F – 4
5EB–81890–00	F – 4
4BH–81940–02	F – 11
5EA–81950–20	F – 12
5VK–81950–30	F – 11
5EA–81952–00	F – 12

CODIGO Nº	REF. Nº
4P5–81953–00	F – 11
5VX–81960–00	F – 11
4TX–82100–02	F – 11
5SL–82113–00	F – 12
4P5–82115–00	F – 11
4P5–82116–00	F – 10
5VX–82122–00	D – 2
5VX–82123–00	F – 11
120–82131–00	F – 13
122–82131–00	D – 6
3TJ–82131–00	D – 6
1AE–82151–00	F – 11
5JJ–82151–20	F – 11
5JJ–82151–30	F – 11
5JJ–82151–60	F – 11
4P5–82153–00	F – 11
5VX–82310–00	F – 10
5VX–82320–00	F – 10
5VX–82370–00	F – 10
3YA–82378–00	F – 13
5VX–82380–00	B – 13
5VX–82386–00	B – 14
5SL–82511–08	F – 12
5VX–82530–00	F – 10
3GB–82540–01	F – 10
5VX–82541–00	F – 10
5VX–8255P–00	F – 12
5VS–82566–61	F – 10
5PS–82576–01	F – 12
5S2–82590–00	F – 11
1UA–82591–00	E – 8
	F – 9
5VX–82910–00	F – 9
3YX–82917–01	F – 9
5PW–83310–01	F – 5
1KH–83311–00	F – 5
5PW–83318–00	F – 5
5PW–83320–01	F – 5
5VX–83330–00	F – 5
5PW–8333A–00	F – 5
5VX–83340–00	F – 5
5PW–8334A–00	F – 5
3XV–83350–21	F – 12
5VX–83371–01	F – 12
5S2–83500–00	F – 6
3C3–83513–00	E – 15
5EB–83912–02	F – 9
5JJ–83913–00	F – 9

INDICE NUMERICO

CODIGO Nº	REF. Nº
5VS–83922–00	E – 8
437–83936–01	F – 9
4XV–83945–00	F – 9
5LV–83951–00	F – 9
5VX–83969–01	F – 9
5VX–83975–01	F – 9
4HM–83980–00	E – 8
5VX–84310–00	F – 7
5VX–84312–00	F – 7
4SV–84314–00	F – 7
8G9–84314–00	F – 7
4SV–84347–00	F – 7
4SV–84350–00	F – 7
5S2–84359–00	F – 7
5LV–84397–00	F – 7
5VX–84710–00	F – 8
137–84714–60	F – 8
5VX–84735–00	F – 8
4HC–84744–00	F – 8
5VX–84745–01	F – 8
3Y6–85130–02	D – 6
5VX–85720–01	F – 10
8CC–85790–01	F – 10
5FL–85885–02	B – 13
5CA–85886–00	B – 12
5S2–8591A–00	F – 12
2D1–8592A–00	C – 2
4P5–85930–09	F – 13
5S2–85940–00	F – 13
5S2–85970–00	F – 13
4P5–85980–00	F – 13
5VX–88158–00	D – 5
5S2–F8199–S0	D – 6
2D1–W0041–00	E – 8
5VX–W0042–50	E – 13
5VN–W0045–00	E – 3
5VX–W0046–00	E – 6
5SL–W0047–00	E – 6
3GM–W0047–10	E – 3
3MA–W0047–10	E – 3
1J3–W0048–00	E – 3
5VS–W0048–00	E – 3
8CR–W0048–00	E – 6
4SV–W0057–00	E – 3
5SL–W0057–00	E – 6
4SV–W0057–10	E – 3
2TV–W2470–00	D – 15
4P5–W2516–00–98	E – 2

CODIGO Nº	REF. Nº
4P5–W2587–00	E – 8
5S2–W8250–00	F – 12
5VX–Y2171–J0	D – 7
5VX–Y2171–K0	D – 7
5VX–Y2171–L0	D – 7
5VX–Y2172–K0	D – 7
5VX–Y2172–L0	D – 7
5VX–Y2172–M0	D – 7
5VX–Y2410–30–X3	D – 13
5VX–Y2410–30–X4	D – 13
5VX–Y2410–30–X5	D – 13
4S8–Y283G–00–P0	E – 15
4S8–Y283G–10–P1	E – 15
4S8–Y283G–20–P2	E – 15
90101–08013	E – 5
90105–05015	E – 4
90105–06027	B – 2
90105–06040	E – 9
90105–06053	B – 7
90105–060A6	B – 9
90105–06145	C – 4
90105–06557	B – 8
	D – 2
	F – 10
90105–07004	B – 6
90105–08021	C – 2
90105–08063	C – 2
90105–081A4	E – 12
90105–08386	F – 10
90105–086A9	C – 4
90105–087A0	C – 4
90105–10032	D – 2
90105–10088	E – 10
90105–10090	E – 10
90105–10323	D – 9
90105–10638	E – 3
90105–10N53	D – 2
90105–126A8	F – 3
90109–06031	B – 10
	D – 5
90109–06055	F – 12
90109–06060	D – 2
90109–06168	C – 4
90109–064G6	E – 3
90109–066F0	B – 2
90109–067F4	D – 3
90109–08045	E – 6
90109–080G5	F – 12

CODIGO Nº	REF. Nº
90109–08174	E – 11
90109–10011	E – 10
90109–10654	D – 9
90110–05014	D – 13
90110–05112	D – 13
90110–05201	F – 2
90110–06018	C – 13
90110–06022	C – 6
90110–06079	D – 13
90110–06086	B – 7
90110–06161	B – 10
	C – 4
90110–06169	B – 11
90110–06200	F – 2
90110–08220	E – 11
90110–10010	E – 10
90110–10N52	D – 11
90111–06019	C – 15
90111–06031	B – 8
90116–10485	E – 4
90119–06044	E – 13
90119–06062	D – 13
90119–06096	D – 8
90119–06117	D – 8
90119–08081	F – 2
90119–10003	B – 2
90149–06019	F – 3
90149–06082	C – 4
90149–06250	F – 3
90149–06308	D – 15
90149–08003	F – 3
90149–10006	D – 2
90149–10012	D – 2
90150–05023	E – 15
90151–06008	C – 11
90151–06018	D – 3
90154–06061	D – 5
90157–05079	E – 10
90157–05134	E – 12
90159–06002	C – 9
90164–05014	F – 6
	F – 7
90170–06228	C – 14
90170–08010	E – 13
90170–20008	C – 9
90176–05001	E – 11
90176–22081	D – 10
90179–05523	E – 15

CODIGO Nº	REF. Nº
90179–06403	D – 5
90179–08410	C – 2
90179–20011	C – 12
90179–25033	D – 10
90183–05061	D – 5
	F – 8
90183–05076	E – 15
90183–06053	D – 2
	F – 2
90183–060A1	D – 2
90185–10002	D – 2
90185–10009	E – 4
90185–10037	E – 10
90185–18167	D – 8
90185–24007	E – 4
90201–047A2	F – 12
90201–05725	D – 6
90201–06055	D – 3
90201–06071	F – 8
90201–08034	C – 2
90201–08083	E – 13
90201–082U5	C – 2
90201–08753	F – 10
90201–08784	C – 14
90201–087K3	C – 4
90201–10020	D – 2
90201–10021	E – 4
90201–10119	C – 9
90201–101J1	D – 9
90201–12008	F – 3
90201–12013	C – 14
90201–12021	E – 10
90201–12790	F – 10
90201–14215	E – 13
90201–15013	C – 10
90201–154E8	C – 14
90201–177G4	C – 14
90201–18020	D – 8
90201–20023	C – 12
90201–20278	C – 12
90201–220T0	D – 10
90201–25020	E – 4
90201–255A6	C – 9
90202–06170	F – 2
90202–08205	F – 12
90202–24190	D – 10
90202–26142	D – 10
90206–12074	C – 14

CODIGO Nº	REF. Nº
90209–08295	E – 11
90209–21332	C – 11
90209–21351	C – 11
90209–22352	C – 11
90209–25342	C – 11
90209–25349	C – 11
90209–25350	C – 11
90215–20004	C – 9
90240–08124	E – 13
90269–06010	F – 10
90269–08001	D – 8
90269–08066	D – 3
90338–06018	D – 15
90338–08174	B – 12
90338–21145	D – 2
90340–14132	B – 11
90340–20090	B – 2
90340–32004	C – 6
90383–14001	E – 11
90387–06014	E – 12
90387–06068	D – 13
90387–06073	B – 12
90387–06075	D – 6
90387–06078	D – 3
90387–0614M	B – 8
90387–061N6	C – 2
90387–061W6	D – 13
90387–06372	C – 15
	D – 8
	F – 2
90387–064J1	D – 6
	D – 7
90387–065J6	D – 5
90387–066H4	B – 8
90387–082W9	C – 2
90387–09003	D – 5
90387–1012B	D – 9
90387–127V3	C – 14
90387–22002	E – 2
90387–2202V	C – 12
90387–25010	C – 9
90387–2504A	C – 11
90387–2513E	C – 11
90387–253M6	C – 11
90387–28001	E – 4
90387–2813C	C – 11
90387–2813D	C – 11
90401–10020	E – 8

CODIGO Nº	REF. Nº
90401–10020	E – 13
90401–10038	E – 8
90401–20145	B – 11
90430–06014	B – 7
90430–08119	B – 2
90430–08143	C – 6
90430–09002	B – 13
90430–10005	E – 9
	E – 13
90430–10148	F – 10
90430–10171	D – 11
90445–08025	B – 9
90445–081F2	B – 9
90445–10032	D – 14
90445–10033	D – 14
90445–10144	F – 13
90445–11795	B – 12
90445–170K9	E – 10
90450–22017	B – 7
	B – 9
90450–32001	B – 7
	B – 9
90450–32003	B – 8
90450–35001	B – 7
	B – 8
90450–38040	B – 7
90450–53002	B – 12
90450–63003	B – 12
90464–04003	E – 8
90464–06005	F – 5
90464–07012	B – 9
90464–09009	E – 15
90464–10233	F – 13
90464–12013	E – 8
	F – 13
90464–12089	F – 11
90464–12238	B – 9
90464–13077	F – 11
90464–13249	F – 11
90464–14001	D – 3
90464–14002	D – 5
90464–14058	F – 11
90464–15157	D – 3
90464–15192	F – 11
90464–15195	E – 9
90464–16001	F – 11
90464–16005	D – 13
90464–16006	F – 2

INDICE NUMERICO

CODIGO Nº	REF. Nº
90464–16006	F – 11
90464–16061	D – 15
90464–18002	D – 5
90464–18029	D – 6
90464–20003	E – 15
90464–23041	B – 14
90464–24230	F – 12
90465–08045	C – 6
90465–10030	B – 11
90465–10042	C – 6
90465–13152	D – 6
90465–14011	C – 6
90467–08075	B – 9
90467–10008	D – 14
90467–10041	B – 12
90467–11090	B – 9
	B – 14
90467–120A3	E – 13
90467–14015	B – 12
90467–15054	B – 12
90467–17003	B – 15
90467–17089	B – 12
	B – 15
90467–17128	B – 15
90467–200A0	B – 9
90480–01558	D – 7
90480–10332	C – 2
90480–11005	F – 11
90480–12006	C – 2
90480–12072	D – 5
90480–12237	D – 3
90480–12314	B – 12
90480–13163	D – 4
90480–13398	D – 5
90480–14229	E – 15
90480–15005	D – 13
90480–15363	B – 8
90480–18276	F – 8
90501–064L1	C – 13
90501–15001	E – 12
90501–225A9	C – 9
90506–14003	C – 14
90506–20223	E – 13
90506–23007	E – 10
90506–26008	E – 10
90506–50001	E – 10
90508–18016	C – 10
90508–20572	E – 10

CODIGO Nº	REF. Nº
90508–295B2	C – 14
90560–06201	D – 4
91312–06016	F – 10
91312–06025	B – 11
91312–10025	D – 12
91314–06020	C – 6
91314–06025	B – 6
	C – 4
	C – 6
91314–06030	C – 6
91314–06040	E – 12
91314–06060	B – 2
91314–08030	D – 10
91314–08045	D – 12
91314–10050	D – 2
91317–04025	F – 12
91317–05010	D – 13
91317–06016	F – 10
91317–06020	B – 2
	B – 12
91317–08030	C – 2
91380–05010	F – 7
91380–06012	F – 10
91401–20012	E – 13
91401–25015	E – 10
91701–08040	E – 10
91808–17032	B – 10
92014–05012	C – 15
	E – 11
92014–05014	E – 11
92014–06014	F – 13
92014–06020	E – 13
92014–08014	C – 6
92014–08020	E – 13
92014–08045	C – 2
92017–05025	F – 10
92017–06012	D – 6
92017–06014	D – 7
92017–06016	D – 6
92017–06020	D – 3
92902–04100	E – 8
92902–04600	E – 8
92904–05600	B – 8
92907–05100	B – 13
92907–05600	B – 13
92907–06100	B – 8
92907–06600	B – 8
	D – 8

CODIGO Nº	REF. Nº
92907–06600	D – 10
92907–08600	C – 9
92990–05200	C – 15
	E – 11
93101–12173	B – 7
93102–12106	C – 15
93102–15212	C – 9
93102–35423	C – 12
93106–28043	E – 2
93106–40013	E – 4
93109–17071	D – 9
93210–04092	C – 4
93210–06667	B – 10
93210–09165	B – 10
	C – 5
93210–14003	B – 10
93210–14579	C – 4
93210–15566	B – 11
	F – 10
93210–16325	C – 4
93210–27194	C – 6
93210–32172	C – 6
93210–33133	B – 7
93210–34504	D – 11
93210–46001	B – 7
93306–00106	B – 7
93306–00304	C – 9
93306–00420	E – 2
93306–20464	C – 11
93306–20531	E – 4
93306–30525	C – 11
93306–30546	C – 11
93310–340N8	C – 9
93315–31502	C – 9
93315–31758	D – 9
93315–42523	D – 8
93317–11096	C – 9
93317–11295	C – 15
93317–43580	E – 4
93399–99931	D – 10
93399–99932	D – 12
93420–61M07	E – 4
93440–10153	B – 2
93440–25186	C – 11
93440–28062	C – 11
93450–17129	B – 3
93501–04011	E – 12
93607–44002	B – 6

CODIGO Nº	REF. Nº
93608–17263	C – 6
93900–00030	E – 2
	E – 4
94112–17066	E – 2
94112–17067	E – 2
94118–17041	E – 4
94118–17053	E – 4
94580–25080	B – 10
94582–11118	E – 4
94591–49120	B – 6
94701–00403	B – 2
95022–06016	F – 10
95024–06020	B – 7
95024–08035	D – 10
95024–10020	B – 9
95027–06008	F – 11
95027–06010	E – 9
	E – 14
95027–06012	D – 3
95027–06020	E – 8
	F – 9
95027–06025	E – 9
	E – 14
95027–06040	F – 4
95027–08012	B – 2
95302–08600	E – 5
95304–06700	C – 14
95602–06200	D – 15
95604–06200	E – 12
95607–05100	C – 15
	D – 6
	E – 11
95607–05200	F – 10
95607–06100	F – 9
95607–10100	D – 9
95607–10200	D – 2
	D – 9
95617–06100	E – 8
95617–08625	B – 2
95707–06500	D – 15
	F – 2
	F – 11
95707–10500	E – 10
95807–06010	E – 8
	F – 12
95807–06012	D – 10
95807–06016	D – 4
95807–06020	F – 11

CODIGO Nº	REF. Nº
95807–06025	D – 2
95812–06045	C – 4
95812–06055	C – 4
95812–06065	C – 4
95812–06100	C – 4
95812–08014	C – 2
95812–08035	C – 2
95812–08065	C – 4
95814–08045	C – 2
95824–06012	B – 8
95824–06020	C – 14
95824–06030	B – 8
95827–06010	D – 3
	F – 13
95827–06016	D – 6
95827–06090	D – 13
95827–08012	D – 6
95827–08025	D – 4
	D – 5
97004–05012	B – 8
97007–06016	D – 10
97007–06025	D – 8
97307–06012	B – 8
97607–05255	F – 9
97706–04012	F – 5
	F – 8
97707–40012	D – 6
97707–50012	D – 5
97707–50016	E – 15
	F – 5
	F – 7
97707–50025	B – 12
97707–60016	F – 8
98502–04012	E – 8
98507–04010	F – 9
98507–05010	B – 13
98507–05016	B – 13
98507–05020	F – 9
98507–05030	F – 9
98507–05045	F – 9
98507–06008	E – 11
98507–06012	B – 13
	C – 6
98704–03020	F – 9
98902–06020	C – 3
98907–05008	D – 13
98907–05012	D – 5
98907–05014	F – 8

CODIGO Nº	REF. Nº
98907–06012	D – 6
99001–07600	C – 9
99009–10400	C – 9
99009–12400	B – 7
99009–17400	C – 14
99530–08012	C – 6
99530–10014	C – 4
99530–10114	B – 2