YAMAHA



PARTS CATALOGUE

FZS1000 (1C21)
FZS1000S (1C25) SPAIN

1C1C2-352S1

(2C1C2-352S1)

YAMAHA GENUINE Parts & Accessories

2005-12-08

NEWS No.	DATE	COMMENT
PE0-MC-030104	Oct.,14,2003	FIG.21 FENDER LIST CORRECTION
PE0-MC-050008	Feb.,04,2005	FIG.20 FRAME ILLUSTRATION CORRECTION

A2

FZS1000/FZS1000S
CATALOGO DE REPUESTOS
©2003 por Yamaha Motor Co., Ltd.
1ª edición, noviembre 2003
Todos los derechos reservados.
Toda reproducción o uso no autorizado
sin el consentimiento escrito de
Yamaha Motor Co., Ltd.
quedan expresamente prohibidos
Impreso en Japón.

A3

FZS1000

FZS1000S

A4

PROLOGO

Este catálogo de repuestos corresponde a las piezas para el o los modelos que figuran en la página de portada. Al formular el pedido de repuestos, se ruega citar este catálogo y especificar correctamente el número y el nombre de las piezas.

1. Las modificaciones y agregados que se hayan realizado después de la edición de este Catálogo de Repuestos, serán anunciados en las Informaciones de Recambios.
   Es recomendable que se hagan las correcciones necesarias en el Catálogo de Repuestos de acuerdo con las Informaciones de Recambios.

2. Abreviaciones
   En este. Catálogo de Repuestos se emplean las siguientes abreviaciones.

   "UR" Usar el número de partes especificado
   "UN" Usar la cantidad necesaria
   "AP" Piezas sustitutivas
   "LM" Fabricación local (Hay que pedir los repuestos en las cercanías)
   "F#" Nº de bastidor (Nº aplicable a la máquina)
   "O/S" Sobredimensionado

3. La cantidad de componentes para el montaje
   - Los componentes, suministrados como conjunto, se describen con un punto (.) que precede al nombre del parte como se indica a continuación.
   - La numeración que aparece a la derecha de cada descripción indica la cantidad de partes por cada unidad de conjunto.

CODIGO Nº	DESCRIPCION	CANT.	OBSERVACIONES
2F5–83310–60	ENSAMBLAJE DE LA LUZ	2	
115–83311–60	.BOMBILLA (6V–18W)	1	

4. Los colores de los componentes se indican como sigue en la columna de "OBSERVACIONES".

CODIGO Nº	DESCRIPCION	CANT.	OBSERVACIONES
2N4–24110–00–X5	COMP. DEL TANQUE	2	MXR
3J1–24240–10	.GRAFICO, DEL TANQUE	1	PARA MXR

5. Debe tenerse en cuenta que las ilustraciones sirven como guia para la búsqueda de los números de partes y no deben usarse para el montaje. Durante el montaje, se recomienda usar el manual de taller correspondiente.

6. EL asterisco (*) antes del número de referencia indica los elementos modificados después de la primera edición.

7. Números de serie

Nº de Serie del motor

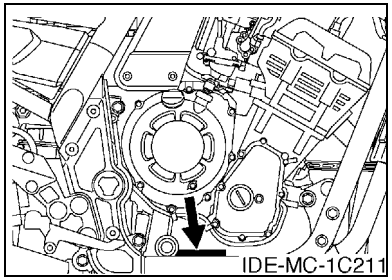

Nº de Serie del bastidor

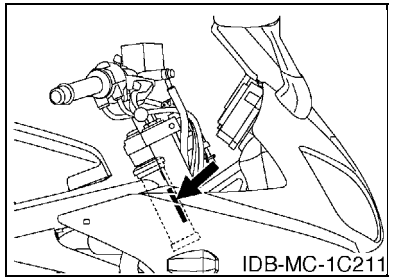

8. Códigos de color aplicables (El símbolo (*) muestra el color de modelo.)

Abreviatura	Nombre de color	Código de color
BS4(*)	BLUISH SILVER 4	0820
DPBML(*)	DARK PURPLISH BLUE METALLIC L	0865
LGB	LOW GLOSS BLACK	0098
S3(*)	SILVER 3	0791
SMX	BLACK METALLIC X	0903

ROTULO DE MODELO

(1) El rótulo llamada “Rótulo de Modelo” está en la ubicación indicada abajo en el (3). Cuando se utilice este catálogo de repuestos, se ruega cotejar entre el “código de modelo–número de código de producción” del catálogo y el “código de modelo–número de código de producción” indicado en el Rótulo de Modelo fijado en el producto correspondiente.

(2) Indicación del “Rótulo de Modelo”

	a	b
○	xxxx – xxx	
●	x	c

a: Código de tipo de Modelo
b: Número de código de Producción
c: Tipo de color

○	4TW1–010
●	A

(3) Ubicación de fijación del Rótulo de Modelo

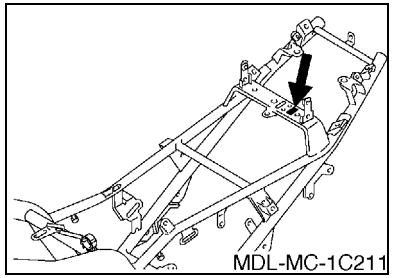

(4) Información de Color

Código de Modelo	Código de tipo de color	Código de color	Nombre de color	Abreviatura
1C21	A	0865	DARK PURPLISH BLUE METALLIC L	DPBML
	B	0791	SILVER 3	S3
1C25	A	0820	BLUISH SILVER 4	BS4

(5) Código de Modelo–Número de código de Producción del Modelo Listado en este Catálogo de Repuestos

Código de Modelo	Número de Código de Producción	País (destino)
1C21	070	SPAIN
1C25	070	SPAIN

CONTENIDO

MOTOR

CILINDRO B2
CIGUENAL & PISTON B3
VALVULA B4
ARBOL DE LEVAS & CADENA B6
BOMBA DE AGUA B7
RADIADOR & MANGUERA B9
BOMBA DE ACEITE B11
FILTRO ACEITE B12
ADMISION B13
SYSTEMA DE INDUCCION DE AIRE B15
CARBURADOR C2
DESCARGA C5
CARTER C7
CUBIERTA DE CARTER 1 ..... C9
ARRANQUE C11
EMBRAGUE C12
TRANSMISION C14
LEVA DE CAMBIO & HORQUILLA D2
EJE DE CAMBIO & PEDAL D3

SHASIS

CUADRO D4
GUARDABARRO D6
CUBIERTA LATERAL D9
BRAZO TRASERO D10
SUSPENSION TRASERO D12
DIRECCION D13
HORQUILLA DELANTERA D14
DEPOSITO DE COMBUSTIBLE E2
ASIENTO E4
RUEDA DELANTERA E5
CALIBRE FRENO DELANTERA E6
RUEDA TRASERA E7
CALIBRE FRENO TRASERA E9
MANILLAR & CABLE E10
CILINDRO MAESTRO DELANTERO E11
SOPORTE & APOYAPIE E12
CILINDRO MAESTRO TRASERO E15
BOVEDA 1 ..... F3
GENERADOR F5
MOTOR DE ARRANQUE F6
LUZ DE DESTELLADOR F7
MEDIDOR F8
FARO DELANTERO F9
LUZ DE COLA F10
INTERRUPTOR DE MANILLAR&PALANC F11
EQUIPO ELECTRICO 1 ..... F12
EQUIPO ELECTRICO 2 ..... F14

INDICE

INDICE NUMERICO M1

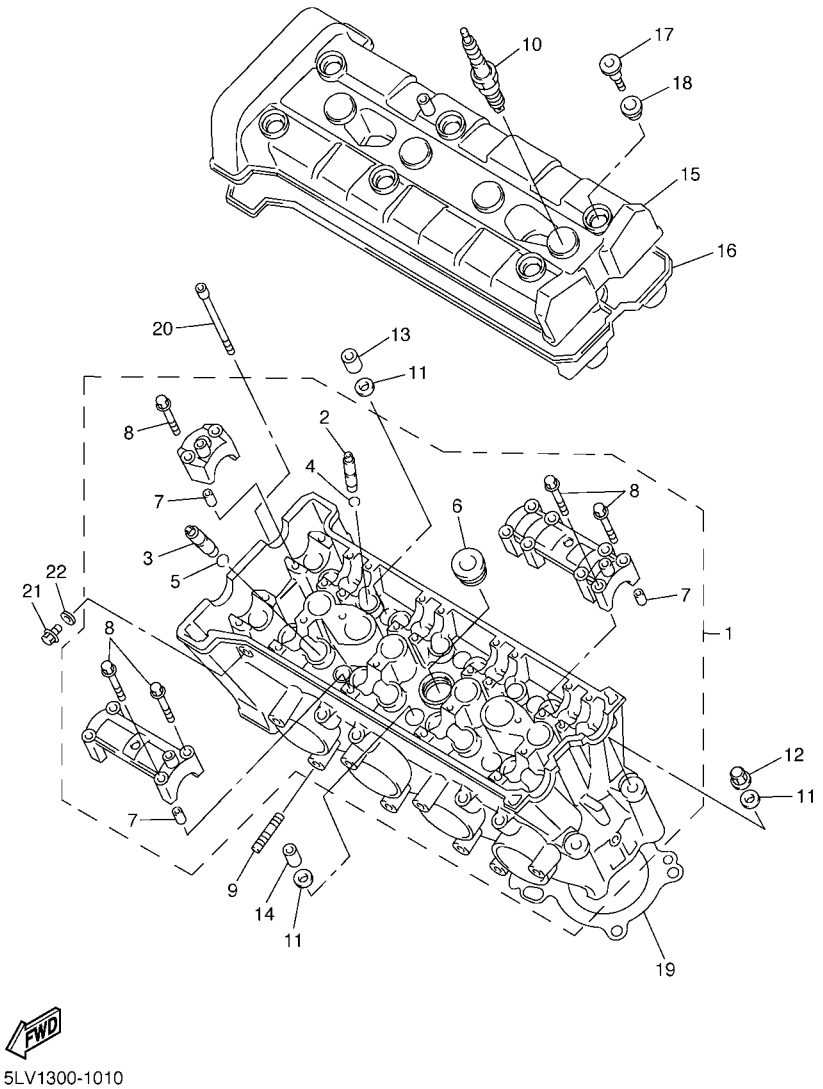

5LV1300-1010

FIG. 1 CILINDRO

REF. Nº	CODIGO Nº	DESCRIPCION	1C21	1C25				OBSERVACIONES
1	5LV–11101–01	CULATA DE CILINDRO COMPLETA	1					
	5LV–11101–10	CULATA DE CILINDRO COMPLETA		1				
2	3TJ–11133–10	.GUIA, VALVULA	12	12				
3	1WG–11133–11	.GUIA, VALVULA	8	8				
4	93440–07149	.SEGURO	12	12				
5	93440–10153	.SEGURO	8	8				
6	90340–27129	.TORNILLO, DE DRENAJE	1	1				
7	91808–16023	.PASADOR DE CLAVIJA	12	12				
8	90105–06026	.TORNILLO	28	28				
9	95617–08625	PERNO DE PUNTAL	8	8				
10	94701–00318	BUJIA (NGK R CR9E)	4	4				UR
	94701–00319	BUJIA (ND U27ESR-N)	4	4				UR
11	90201–10013	ARANDELA PLANA	10	10				
12	90176–10075	TUERCA CORONA	2	2				
13	90179–10006	TUERCA	3	3				
14	90179–10414	TUERCA	5	5				
15	5LV–11191–00	TAPA CULATA DE CILINDRO 1	1					
	5LV–11191–10	TAPA CULATA DE CILINDRO 1		1				
16	5LV–11193–00	EMPAQUE	1	1				
17	90109–066F0	PERNO	6	6				
18	4KG–1111G–00	CASQUILLO DE GOMA	6	6				
19	5LV–11181–00	JUNTA, DE CULATA 1	1	1				
20	91314–06060	PERNO	2	2				
21	95024–06012	PERNO, DE BRIDA	1	1				
22	90430–06014	JUNTA	1	1				

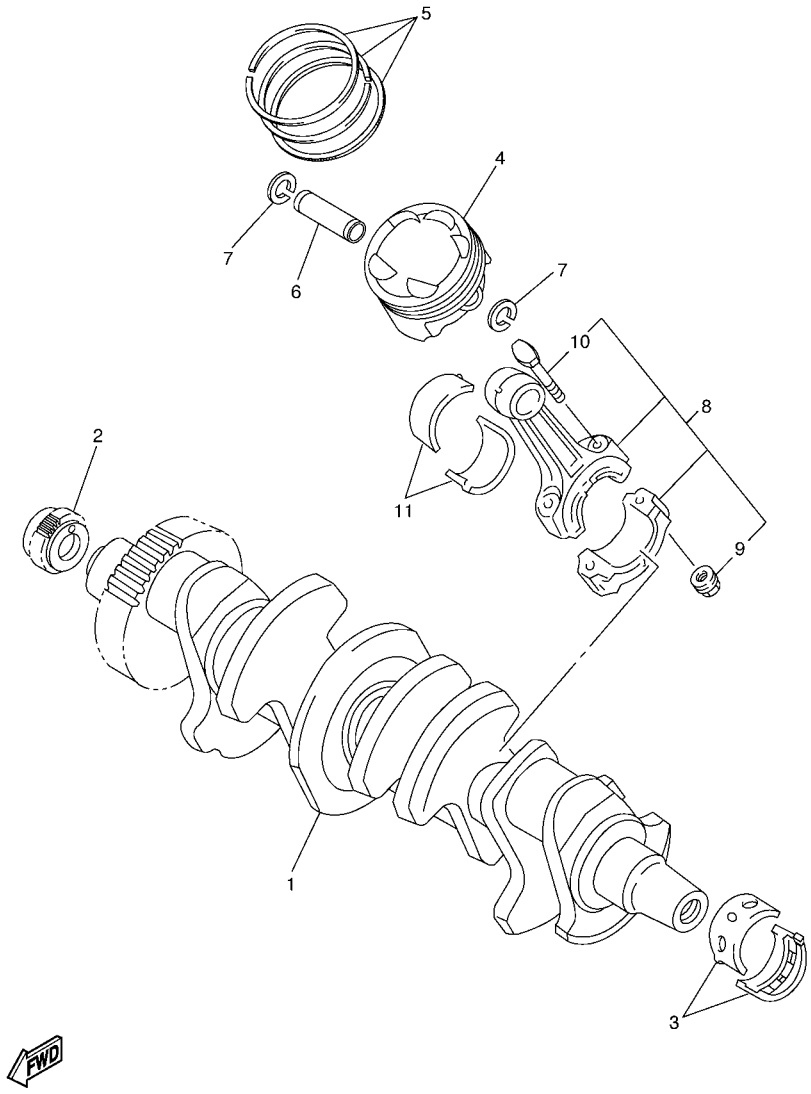

FIG. 2 CIGUENAL & PISTON

REF. Nº	CODIGO Nº	DESCRIPCION	1C21	1C25				OBSERVACIONES
1	5LV–11411–00	CIGUENAL	1	1				
2	4XV–11549–00	CATALINA CADENA DE LEVA	1	1				
3	3GM–11416–B0	COJINETE PLANO 1	10	10				UR PURPURA
	3GM–11416–A0	COJINETE PLANO 1	10	10				UR BLANCO
	3GM–11416–00	COJINETE PLANO 1	10	10				UR AZUL
	3GM–11416–10	COJINETE PLANO 1	10	10				UR NEGRO
	3GM–11416–20	COJINETE PLANO 1	10	10				UR CASTANO
4	4XV–11631–10	PISTON (NORMA)	4	4				
5	5LV–11603–00	JUEGO DE ANILLOS (NORMA)	4	4				
6	4XV–11633–00	PASADOR, PISTON	4	4				
7	90468–12069	PRESILLA	8	8				
8	5PW–11650–00	BIELA COMPLETA	4	4				
9	90179–08327	.TUERCA	2	2				
10	5JW–11654–00	.TORNILLO DE BIELA	2	2				
11	3GM–11656–B0	COJINETE PLANO	8	8				UR PURPURA
	3GM–11656–A0	COJINETE PLANO	8	8				UR BLANCO
	3GM–11656–00	COJINETE PLANO	8	8				UR AZUL
	3GM–11656–10	COJINETE PLANO	8	8				UR NEGRO

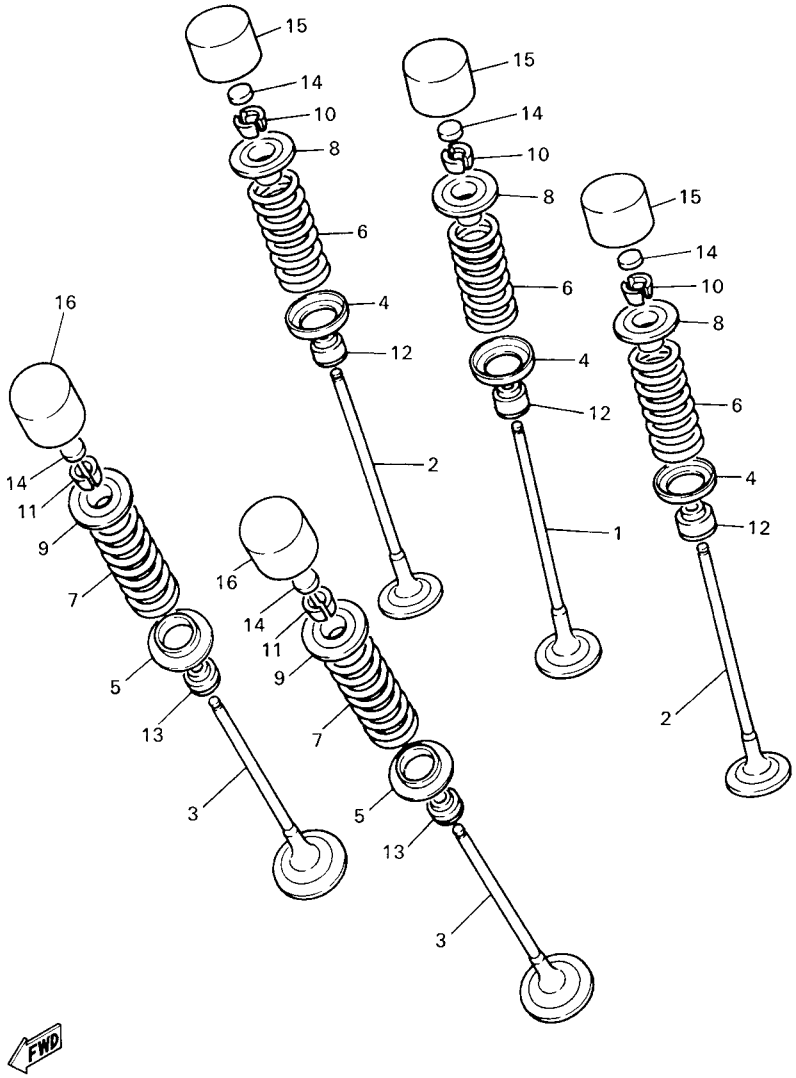

4XV352-8030

FIG. 3 VALVULA

REF. Nº	CODIGO Nº	DESCRIPCION	1C21	1C25				OBSERVACIONES
1	4XV–12111–00	VALVULA DE ADMISION	4	4				
2	4XV–12112–00	VALVULA, DE ADMISION 2	8	8				
3	5LV–12121–00	VALVULA DE ESCAPE	8	8				
4	1HX–12116–01	ASIENTO RESORTE DE VALVULA	12	12				
5	3GM–12126–00	ASIENTO RESORTE DE VALVULA2	8	8				
6	4XV–12113–00	RESORTE VALVULA INTERNA	12	12				
7	4XV–12114–00	RESORTE VALVULA EXTERIOR	8	8				
8	1HX–12117–00	RETEN RESORTE DE VALVULA	12	12				
9	1WG–12117–00	RETEN RESORTE DE VALVULA	8	8				
10	1HX–12118–00	SEGURO DE VALVULA	24	24				
11	1WG–12118–00	SEGURO DE VALVULA	16	16				
12	4TV–12119–00	SELLO DE ACEITE VALVULA	12	12				
13	4SV–12119–00	SELLO DE ACEITE VALVULA	8	8				
14	1HX–12168–00	COJIN, AJUSTADOR 2 (1.20)	20	20				UR
	1HX–12168–20	COJIN, AJUSTADOR 2 (1.25)	20	20				UR
	1HX–12168–40	COJIN, AJUSTADOR 2 (1.30)	20	20				UR
	1HX–12168–60	COJIN, AJUSTADOR 2 (1.35)	20	20				UR
	1HX–12168–80	COJIN, AJUSTADOR 2 (1.40)	20	20				UR
	1HX–12168–A0	COJIN, AJUSTADOR 2 (1.45)	20	20				UR
	1HX–12168–F0	COJIN, AJUSTADOR 2 (1.50)	20	20				UR
	1HX–12168–H1	COJIN, AJUSTADOR 2 (1.55)	20	20				UR
	1HX–12168–K1	COJIN, AJUSTADOR 2 (1.60)	20	20				UR
	1HX–12168–M1	COJIN, AJUSTADOR 2 (1.65)	20	20				UR
	1HX–12168–R1	COJIN, AJUSTADOR 2 (1.70)	20	20				UR
	1HX–12168–U1	COJIN, AJUSTADOR 2 (1.75)	20	20				UR
	1HX–12168–W1	COJIN, AJUSTADOR 2 (1.80)	20	20				UR
	1HX–12168–Y1	COJIN, AJUSTADOR 2 (1.85)	20	20				UR

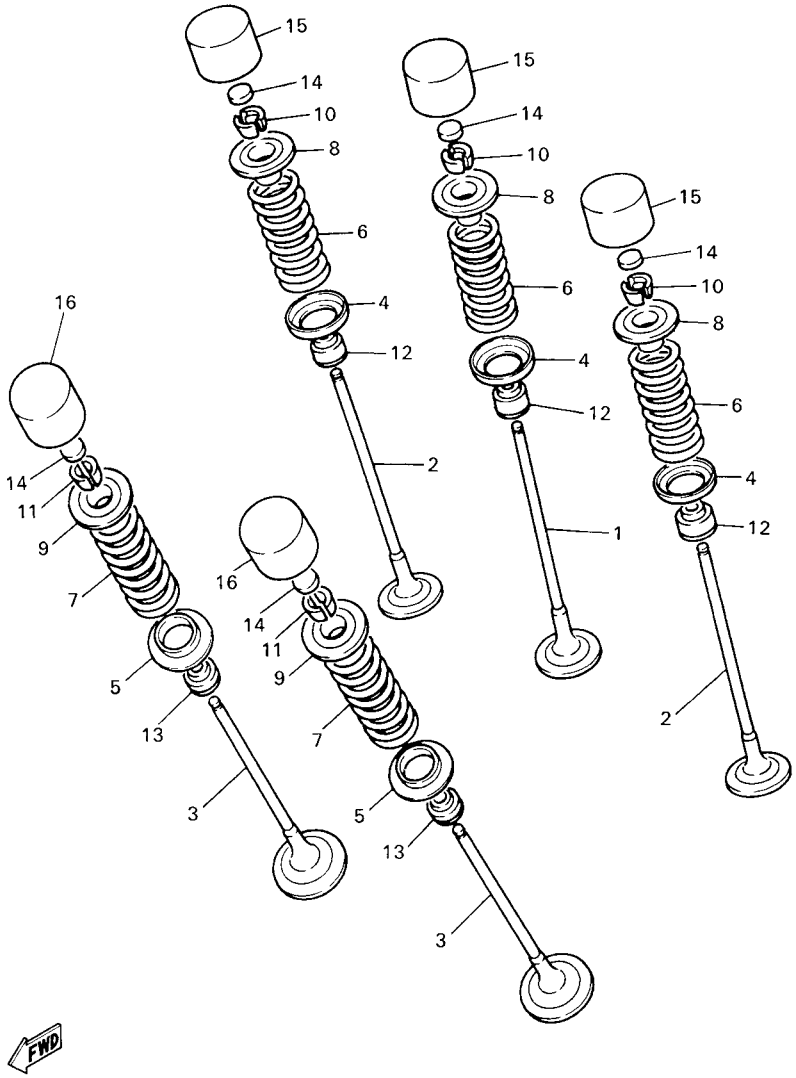

4XV352-8030

FIG. 3 VALVULA

REF. Nº	CODIGO Nº	DESCRIPCION	1C21	1C25				OBSERVACIONES
14	1HX–12169–11	COJIN, AJUSTADOR 2 (1.90)	20	20				UR
	1HX–12169–31	COJIN, AJUSTADOR 2 (1.95)	20	20				UR
	1HX–12169–50	COJIN, AJUSTADOR 2 (2.00)	20	20				UR
	1HX–12169–70	COJIN, AJUSTADOR 2 (2.05)	20	20				UR
	1HX–12169–90	COJIN, AJUSTADOR 2 (2.10)	20	20				UR
	1HX–12169–E0	COJIN, AJUSTADOR 2 (2.15)	20	20				UR
	1HX–12169–G0	COJIN, AJUSTADOR 2 (2.20)	20	20				UR
	1HX–12169–J0	COJIN, AJUSTADOR 2 (2.25)	20	20				UR
	1HX–12169–L0	COJIN, AJUSTADOR 2 (2.30)	20	20				UR
	1HX–12169–N0	COJIN, AJUSTADOR 2 (2.35)	20	20				UR
	1HX–12169–T0	COJIN, AJUSTADOR 2 (2.40)	20	20				UR
15	3LN–12153–00	LEVANTADOR DE VALVULA	12	12				UR NEGRO
	3LN–12153–10	LEVANTADOR DE VALVULA	12	12				UR AMARILLO
	3LN–12153–20	LEVANTADOR DE VALVULA	12	12				UR AZUL
	3LN–12153–30	LEVANTADOR DE VALVULA	12	12				UR ROJO
16	3FV–12153–00	LEVANTADOR DE VALVULA	8	8				UR NEGRO
	3FV–12153–10	LEVANTADOR DE VALVULA	8	8				UR AMARILLO
	3FV–12153–20	LEVANTADOR DE VALVULA	8	8				UR AZUL
	3FV–12153–30	LEVANTADOR DE VALVULA	8	8				UR ROJO

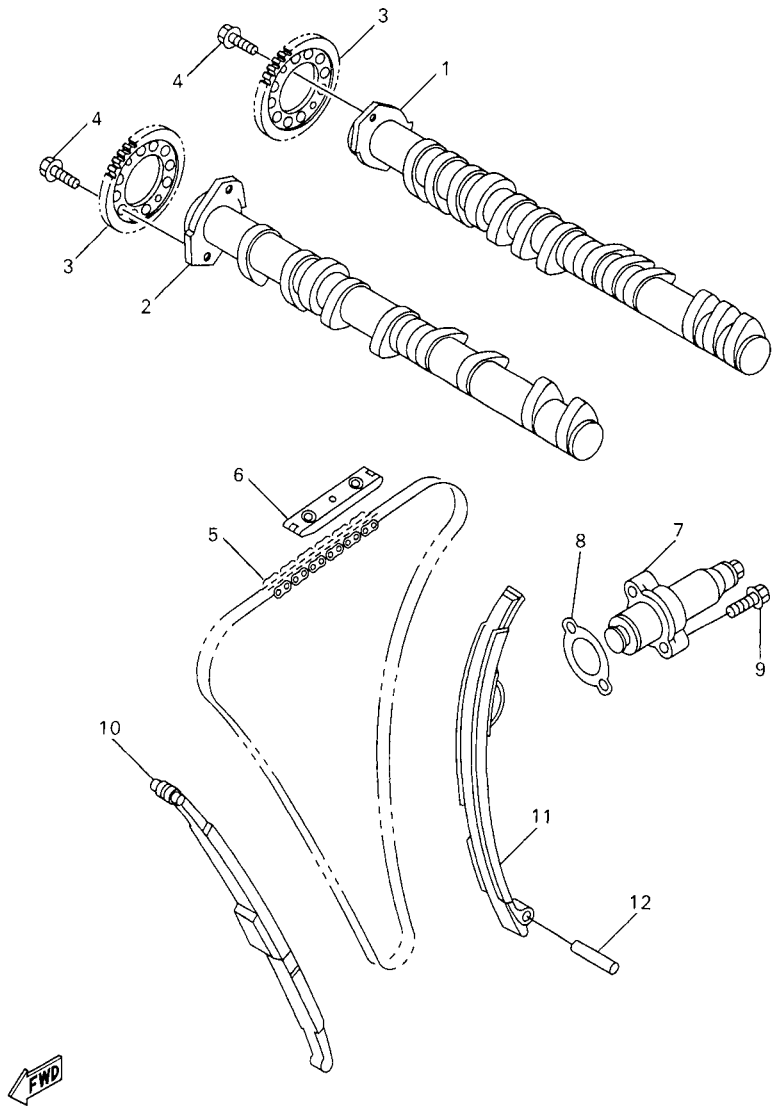

5LV1300-1040

FIG. 4 ARBOL DE LEVAS & CADENA

REF. Nº	CODIGO Nº	DESCRIPCION	1C21	1C25				OBSERVACIONES
1	5JJ–12171–00	ARBOL DE LEVAS 1	1	1				
2	5JJ–12181–00	ARBOL DE LEVAS 2	1	1				
3	4XV–12176–00	CATALINA DE CADENA	2	2				
4	90105–07342	TORNILLO	4	4				
5	94591–49130	CADENA	1	1				
6	5BE–12241–00	TOPE DE GUIA 2	1	1				
7	5LV–12210–00	TENSOR CADENA DE LEVA	1	1				
8	4FM–12213–00	EMPAQUE DE CAJA TENSOR	1	1				
9	95024–06025	PERNO, DE BRIDA	2	2				
10	4XV–12251–00	AMORTIGUADOR CADENA 1	1	1				
11	4XV–12252–00	AMORTIGUADOR CADENA 2	1	1				
12	93607–44190	PASADOR DE CLAVIJA	1	1				

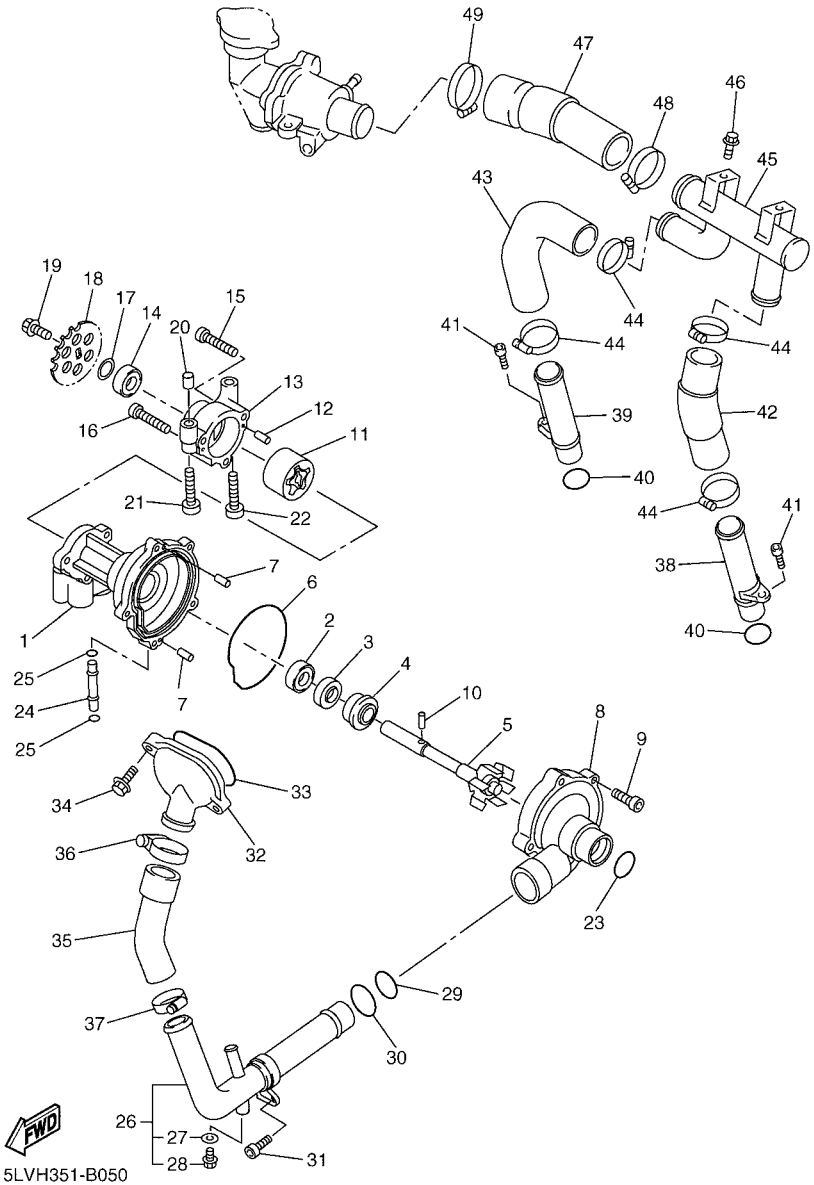

FIG. 5 BOMBA DE AGUA

REF. Nº	CODIGO Nº	DESCRIPCION	1C21	1C25				OBSERVACIONES
1	4XV–12421–00	CAJA DE BOMBA DE AGUA	1	1				
2	93306–00106	COJINETE	1	1				
3	93102–12372	SELLO ACEITE	1	1				
4	11H–12438–10	SELLO MECANICO	1	1				
5	4XV–12450–00	EJE IMPULSOR COMPLETO	1	1				
6	4XV–12439–00	ANILLO O	1	1				
7	93604–10011	PASADOR DE CLAVIJA	2	2				
8	4XV–12422–00	CUBIERTA DE CAJA	1	1				
9	91317–06025	PERNO	5	5				
10	93603–17070	PASADOR DE CLAVIJA	1	1				
11	4XV–13310–00	ROTOR COMPLETO 1	1	1				
12	93603–12007	PASADOR DE CLAVIJA	2	2				
13	4XV–13336–00	CAJA DE ROTOR	1	1				
14	93306–00106	COJINETE	1	1				
15	91317–06035	PERNO	2	2				
16	91317–06040	PERNO	1	1				
17	90201–12541	ARANDELA PLANA	1	1				
18	4XV–13355–00	CATALINA IMPULSADA	1	1				
19	90105–06154	TORNILLO	1	1				
20	91808–30031	PASADOR DE CLAVIJA	1	1				
21	90110–06026	TORNILLO ALLEN	1	1				
22	90110–06063	TORNILLO ALLEN	1	1				
23	93210–357A2	ANILLO O	1	1				
24	4XV–12485–00	TUBO 5	1	1				
25	93210–06667	ANILLO O	2	2				
26	5LV–12481–01	TUBO 1	1	1				
27	90430–06014	.JUNTA	1	1				

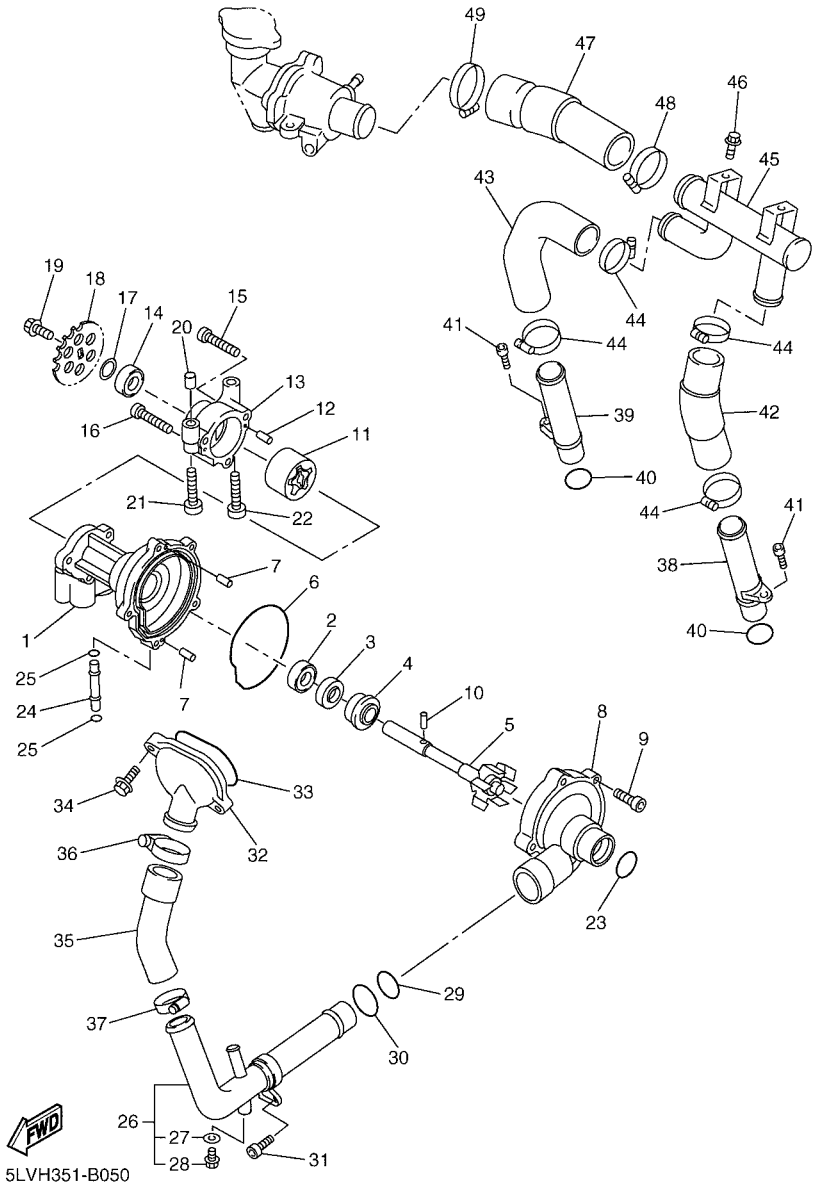

FIG. 5 BOMBA DE AGUA

REF. Nº	CODIGO Nº	DESCRIPCION	1C21	1C25				OBSERVACIONES
28	90153–06029	.TORNILLO HEXAGONAL	1	1				
29	93210–235A1	ANILLO O	1	1				
30	93210–27370	ANILLO O	1	1				
31	90110–06226	TORNILLO ALLEN	1	1				
32	4XV–12469–00	CONDUCTO	1	1				
33	93210–47675	ANILLO O	1	1				
34	95024–06020	PERNO, DE BRIDA	2	2				
35	4XV–12576–00	MANGUERA 1	1	1				
36	90450–38040	BRIDA, MANGUERA	1	1				
37	90450–35001	BRIDA, MANGUERA	1	1				
38	5LV–12482–00	TUBO 2	1	1				
39	5LV–12483–00	TUBO 3	1	1				
40	93210–18417	ANILLO O	2	2				
41	91317–06016	PERNO	2	2				
42	5LV–12577–00	MANGUERA 2	1	1				
43	5LV–12578–00	MANGUERA 3	1	1				
44	90450–28014	BRIDA, MANGUERA	4	4				
45	5LV–12485–00	TUBO 5	1	1				
46	95827–06010	TUERCA DE REBORDE	2	2				
47	5LV–12579–00	MANGUERA 4	1	1				
48	90450–35001	BRIDA, MANGUERA	1	1				
49	90450–38040	BRIDA, MANGUERA	1	1				

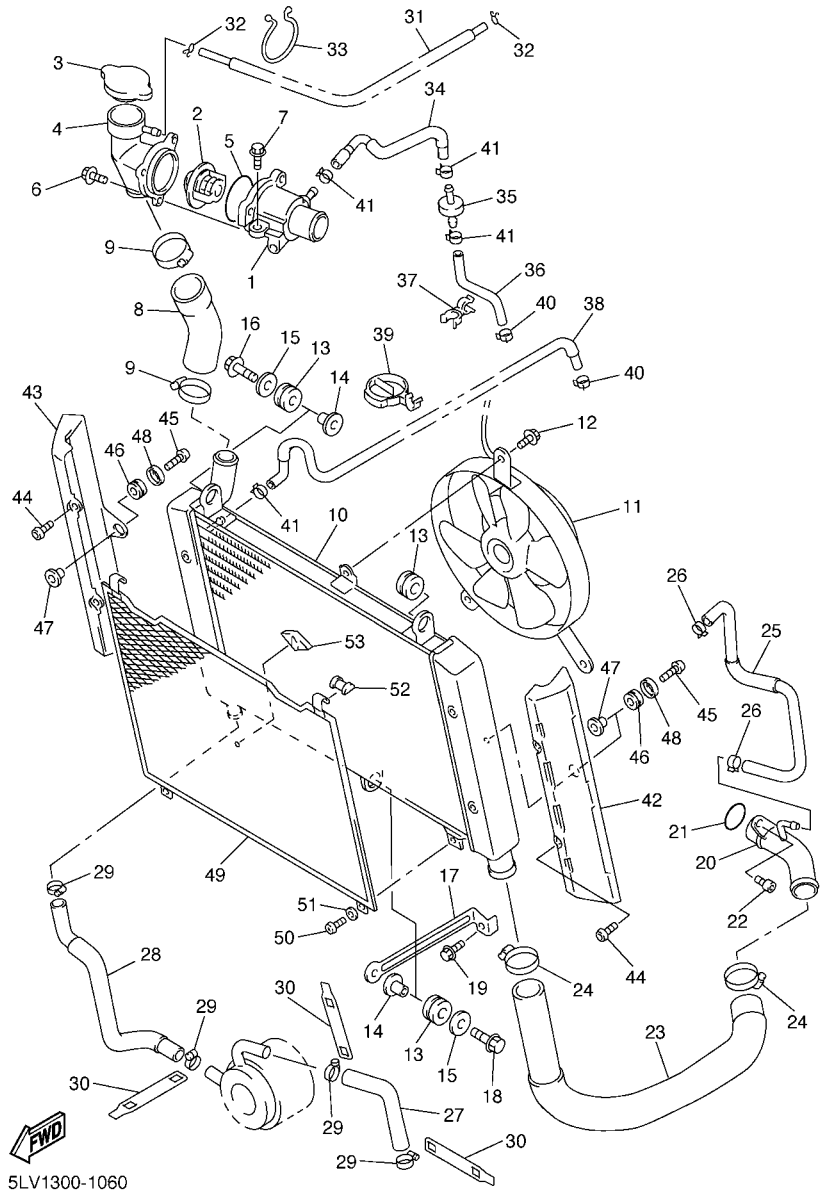

FIG. 6 RADIADOR & MANGUERA

REF. Nº	CODIGO Nº	DESCRIPCION	1C21	1C25				OBSERVACIONES
1	5LV–12417–00	ENCAJE DE TERMOSTATO	1	1				
2	5LP–12411–00	TERMOSTAT	1	1				
3	22W–12462–00	TAPON, DEL RADIADOR	1	1				
4	1AE–12591–01	SOPORTE	1	1				
5	93210–49046	ANILLO O	1	1				
6	95827–06020	TUERCA DE REBORDE	3	3				
7	95027–06012	PERNO, DE BRIDA	1	1				
8	5LV–12552–00	MANGUERA 8	1	1				
9	90450–38040	BRIDA, MANGUERA	2	2				
10	5LV–12461–00	RADIADOR COMPLETO	1	1				
11	5LV–12405–00	COMPRESOR	1	1				
12	95817–06016	TUERCA DE REBORDE	3	3				
13	90480–15363	TAPON	3	3				
14	90387–07391	COLLAR	2	2				
15	90201–06071	ARANDELA PLANA	2	2				
16	95827–06025	TUERCA DE REBORDE	1	1				
17	5LV–12464–00	APOYO DE RADIADOR	1	1				
18	95827–06025	TUERCA DE REBORDE	1	1				
19	95827–06012	TUERCA DE REBORDE	1	1				
20	5LV–12484–00	TUBO 4	1	1				
21	93210–23787	ANILLO O	1	1				
22	90110–06226	TORNILLO ALLEN	1	1				
23	5LV–12551–00	55 PLACA	1	1				
24	90450–38040	BRIDA, MANGUERA	2	2				
25	5LV–1243A–00	TUBO 1	1	1				
26	90467–11090	PRESILLA	2	2				
27	5LV–12588–00	MANGUERA 5	1	1				

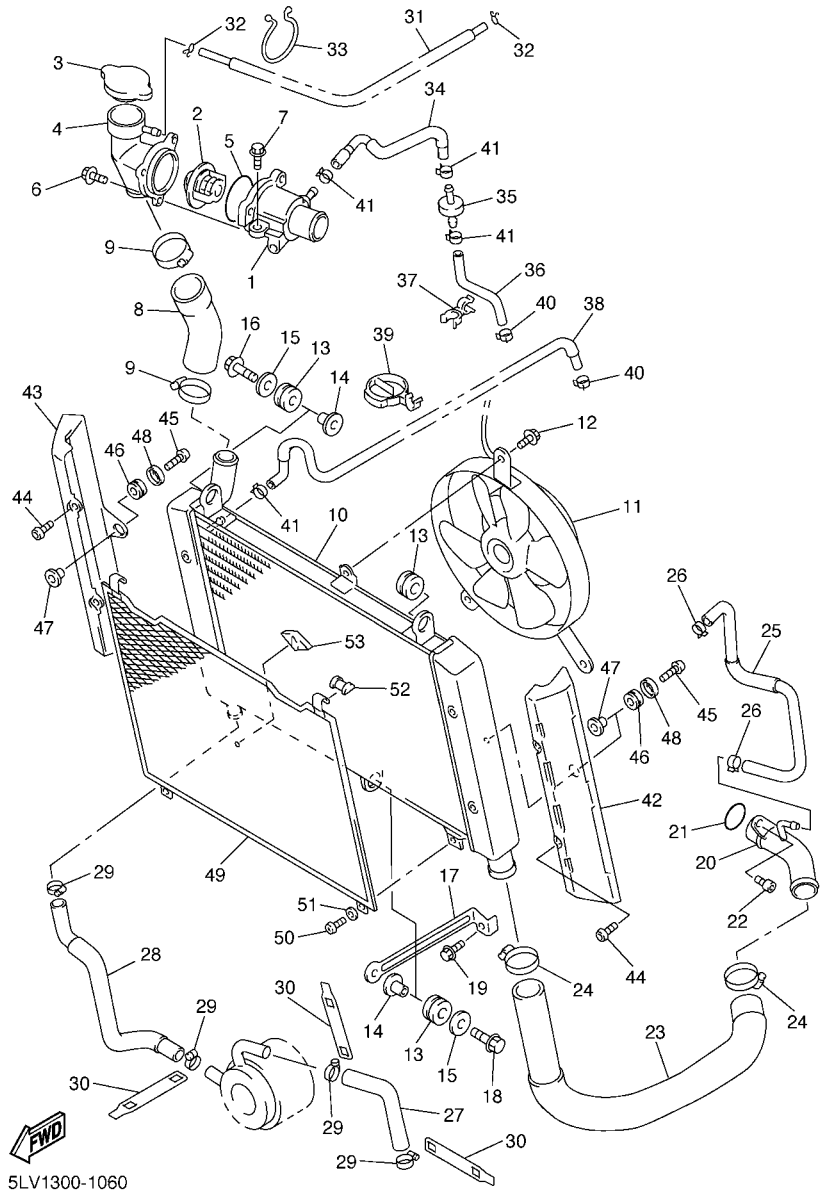

FIG. 6 RADIADOR & MANGUERA

REF. Nº	CODIGO Nº	DESCRIPCION	1C21	1C25				OBSERVACIONES
28	5LV–12589–00	MANGUERA 6	1	1				
29	90450–22017	BRIDA, MANGUERA	4	4				
30	5LV–1246F–00	CUBIERTA 3	3	3				
31	5LV–12576–00	MANGUERA 1	1	1				
32	90467–08003	PRESILLA	2	2				
33	90464–44109	BRIDA	1	1				
34	5LV–1243E–00	TUBO 2	1	1				
35	5LV–12470–00	COLADOR COMPLETO	1	1				
36	5LV–1244G–00	MANGUERA4	1	1				
37	90464–10186	BRIDA	1	1				
38	5LV–1243F–00	MANGUERA 3	1	1				
39	90464–36001	BRIDA	1	1				
40	90467–06194	PRESILLA	2	2				
41	90467–08092	PRESILLA	4	4				
42	5LV–1240J–00	CUBIERTA DE RADIADOR COMPLETO	1	1				
43	5LV–1240K–00	CUBIERTA DE RADIADOR COMPLETO	1	1				
44	92014–06016	PERNO	4	4				
45	92014–06025	PERNO	2	2				
46	90480–12596	TAPON	2	2				
47	90387–067W9	COLLAR	2	2				
48	90209–06008	ARANDELA DE SEPARACION	2	2				
49	5LV–12467–00	CUBIERTA DEL RADIADOR	1	1				
50	98507–06014	TORNILLO DE CABEZA CON PLANA	2	2				
51	92907–06600	ARANDELA	2	2				
52	1UF–12435–00	EMPAQUE	2	2				
53	5LV–12465–00	AMORTIGUADOR DE RADIADOR	1	1				

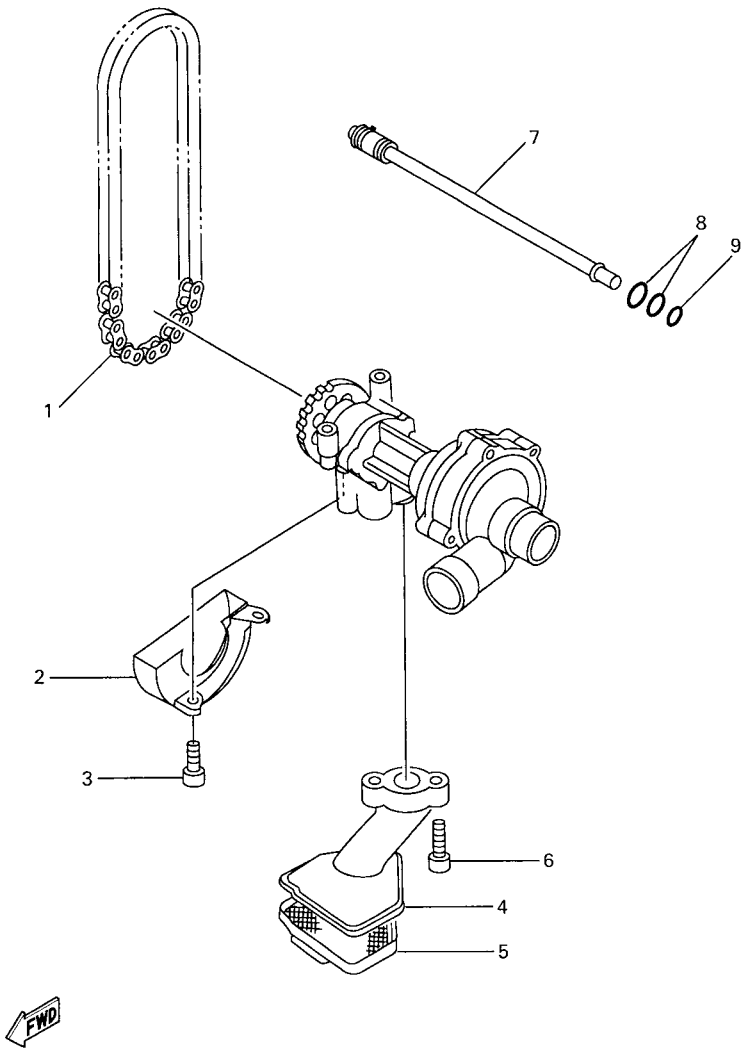

FIG. 7 BOMBA DE ACEITE

REF. Nº	CODIGO Nº	DESCRIPCION	1C21	1C25				OBSERVACIONES
1	94580–25078	CADENA (DID25 78LE)	1	1				
2	4XV–13327–00	CUBIERTA ENGRANAJE DE BOMBA	1	1				
3	90110–06018	TORNILLO ALLEN	1	1				
4	4XV–13412–00	CAJA DE FILTRO	1	1				
5	4XV–13411–00	FILTRO DE ACEITE	1	1				
6	90110–06019	TORNILLO ALLEN	2	2				
7	5JJ–1316E–00	TUBO, DE ENTREGA 5	1	1				
8	93210–09165	ANILLO O	2	2				
9	93210–06667	ANILLO O	1	1				

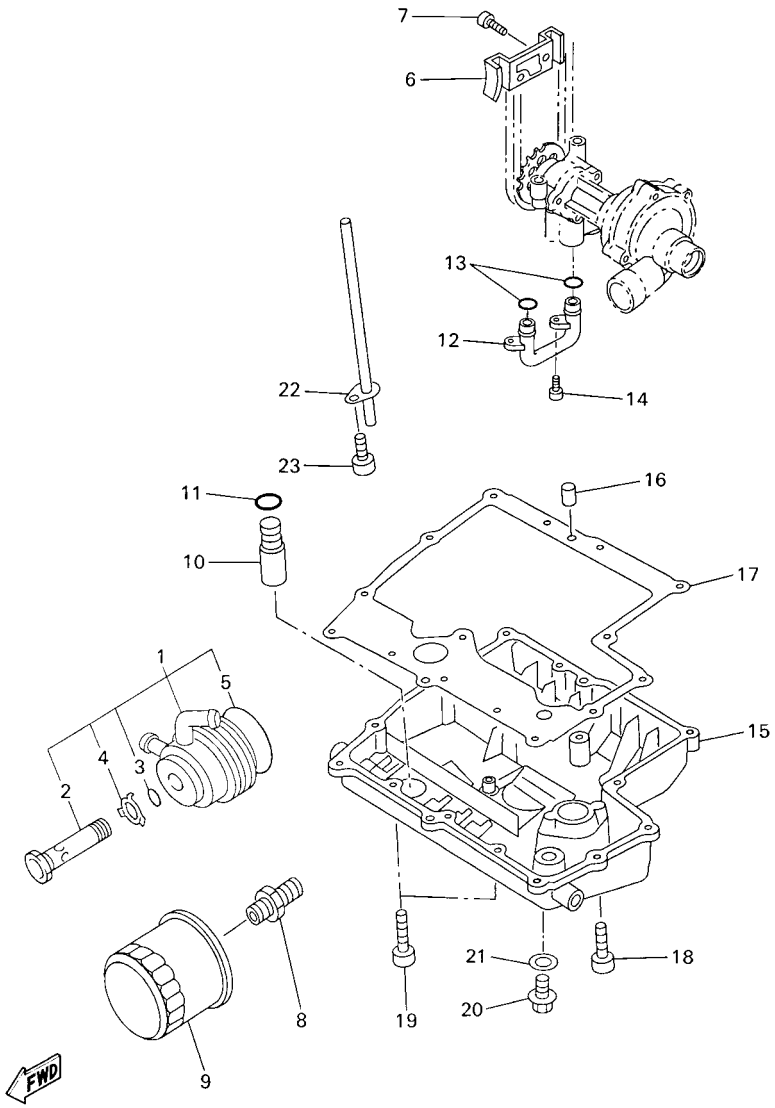

4XV352-8081

FIG. 8 FILTRO ACEITE

REF. Nº	CODIGO Nº	DESCRIPCION	1C21	1C25				OBSERVACIONES
1	5LV–13470–00	ENFRIADOR DE ACEITE COMPLETO	1	1				
2	5LV–12822–00	.PERNO DE UNION	1	1				
3	4XV–13473–00	.ANILLO O	1	1				
4	4XV–13318–00	.ARANDELA	1	1				
5	4XV–13475–00	.EMPAQUE	1	1				
6	4XV–13898–00	SOSTEN	1	1				
7	91317–06012	PERNO	2	2				
8	90401–20145	PERNO DE UNION	1	1				
9	5GH–13440–00	ELEMENTO FILTRO DE ACEITE	1	1				
10	5PW–13490–00	VALVELA DE DESCOMPRESION	1	1				
11	93210–15566	ANILLO O	1	1				
12	4XV–13416–00	TUBO DE ACEITE 1	1	1				
13	93210–14579	ANILLO O	2	2				
14	90110–06018	TORNILLO ALLEN	2	2				
15	5LV–13417–00	TAPA DE FILTRO	1	1				
16	99530–08012	PASADOR, DE ESPIGA	2	2				
17	5LV–13414–00	EMPAQUE DE TAPA FILTRO	1	1				
18	91317–06025	PERNO	13	13				
19	90110–06225	TORNILLO ALLEN	2	2				
20	90340–14132	TORNILLO, DE DRENAJE	1	1				
21	214–11198–01	EMPAQUE	1	1				
22	5JJ–13161–00	TUBO CONDUCTOR 1	1	1				
23	90110–06018	TORNILLO ALLEN	1	1				

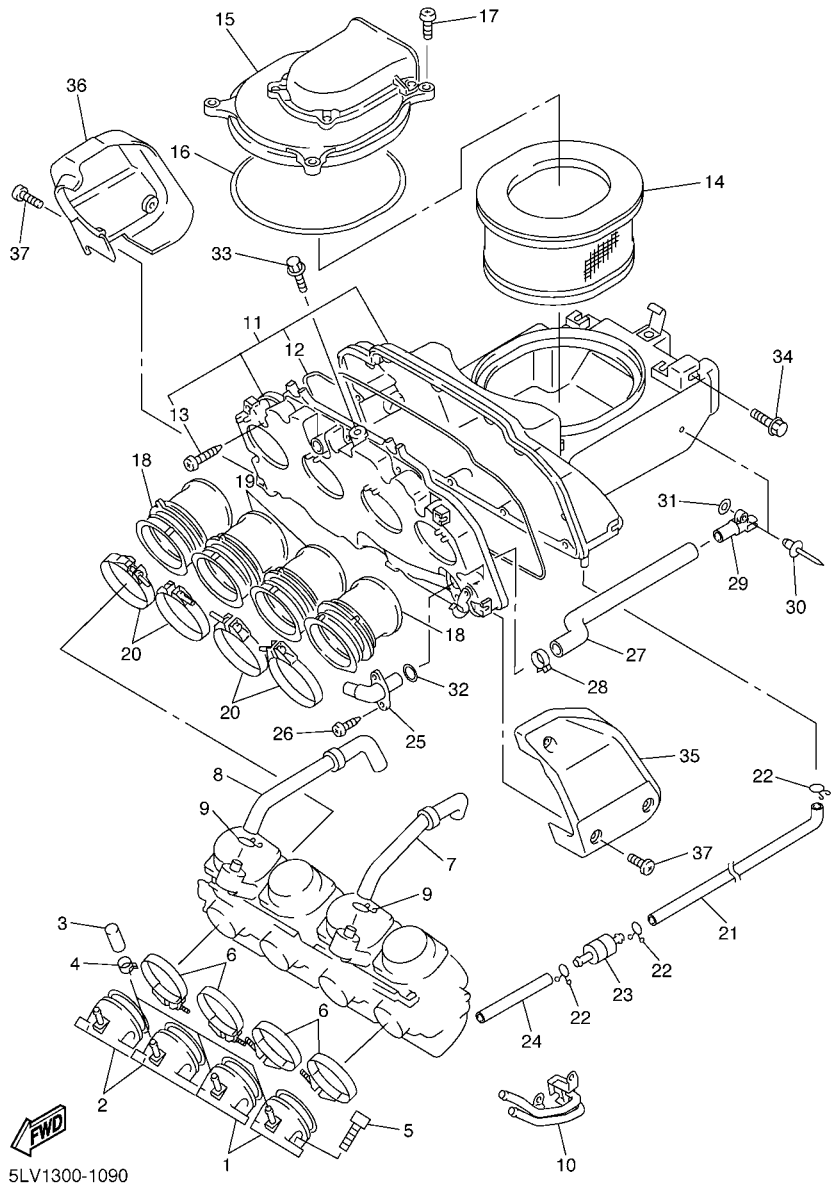

FIG. 9 ADMISION

REF. Nº	CODIGO Nº	DESCRIPCION	1C21	1C25				OBSERVACIONES
1	5LV–13586–01	TOBERA DE CARBURADOR 1	2	2				
2	5LV–13596–01	TOBERA DE CARBURADOR 2	2	2				
3	16G–13569–00	TAPON CIEGO	3	3				
4	90467–10039	PRESILLA	3	3				
5	91317–06020	PERNO	8	8				
6	5LV–13474–00	BANDA	4	4				
7	5LV–13895–00	TUBO	1	1				
8	5LV–13892–00	TUBO	1	1				
9	90467–14015	PRESILLA	2	2				
10	5LV–14197–00	TUBO RESPIRADERO	1	1				
11	5LV–14401–00	CAJA DE FILTRO DE AIRE COMPL.	1	1				
12	1AE–14457–00	.SELLO	1	1				
13	97707–50130	.TORNILLO ROSCA HEMBRA	11	11				
14	5LV–14451–00	ELEMENTO DEL FILTRO DEL AIRE	1	1				
15	5LV–14402–01	TAPA COMPLETO FILTRO DE AIRE	1	1				
16	4XY–14452–00	SELLO	1	1				
17	98507–06020	TORNILLO DE CABEZA CON PLANA	4	4				
18	5LV–14453–00	UNION DEL FILTRO DEL AIRE 1	2	2				
19	5LV–14463–00	UNION DE FILTRO DE AIRE 2	2	2				
20	90450–63096	BRIDA, MANGUERA	4	4				
21	5LV–1443E–00	TUBO, DRENAJE	1	1				
22	90467–10041	PRESILLA	3	3				
23	4X7–2149Y–00	FILTRO COMPLETO	1	1				
24	90445–11587	TUBO (L100)	1	1				
25	5LV–14485–00	TUBO DE UNION	1	1				
26	97707–50120	TORNILLO ROSCA HEMBRA	2	2				
27	5LV–13926–00	MANGUERA	1	1				

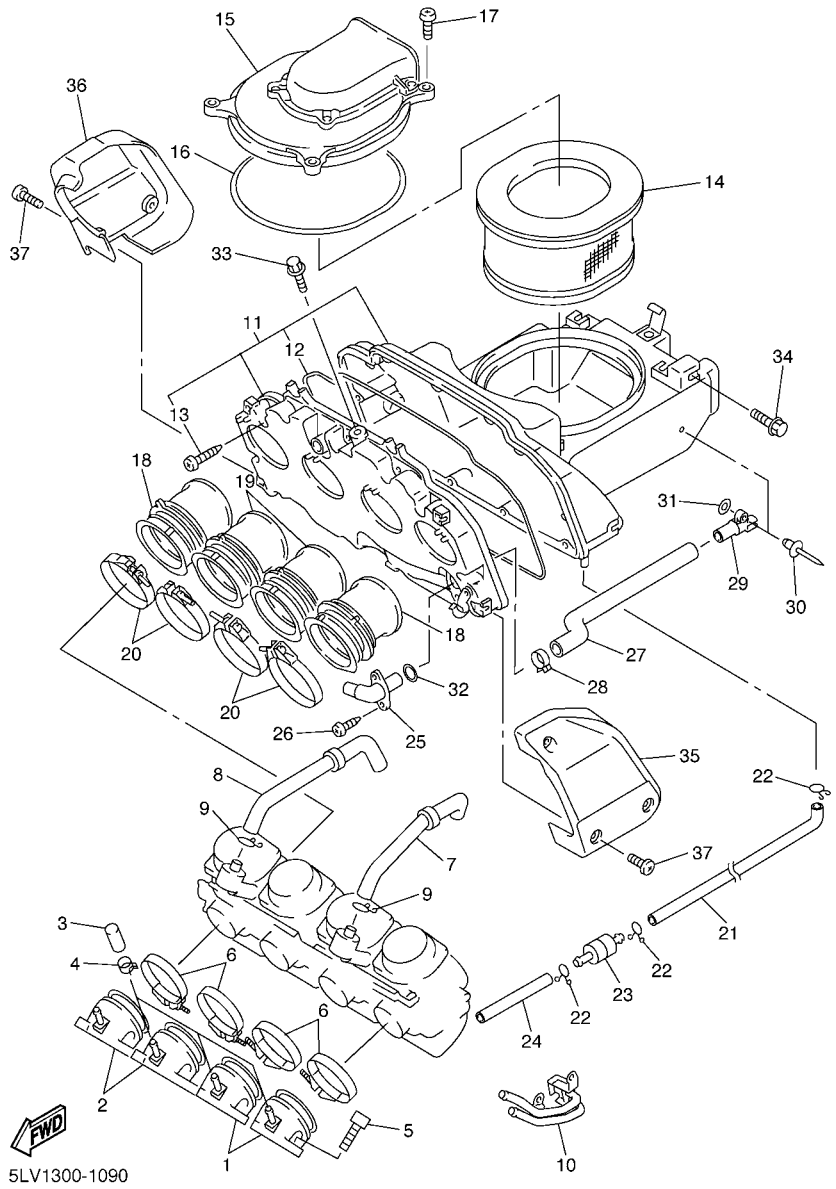

FIG. 9 ADMISION

REF. Nº	CODIGO Nº	DESCRIPCION	1C21	1C25				OBSERVACIONES
28	90468–08104	PRESILLA	1	1				
29	5LV–14419–00	TUBO	1	1				
30	90267–40029	REMACHE CIEGO	1	1				
31	92907–04600	ARANDELA	1	1				
32	93210–13361	ANILLO O	1	1				
33	95807–06010	TUERCA DE REBORDE	1	1				
34	95807–06016	TUERCA DE REBORDE	2	2				
35	5LV–14417–00	CUBIERTA 1	1	1				
36	5LV–14418–00	CUBIERTA 2	1	1				
37	90154–06005	TORNILLO DE LIGAR	6	6				

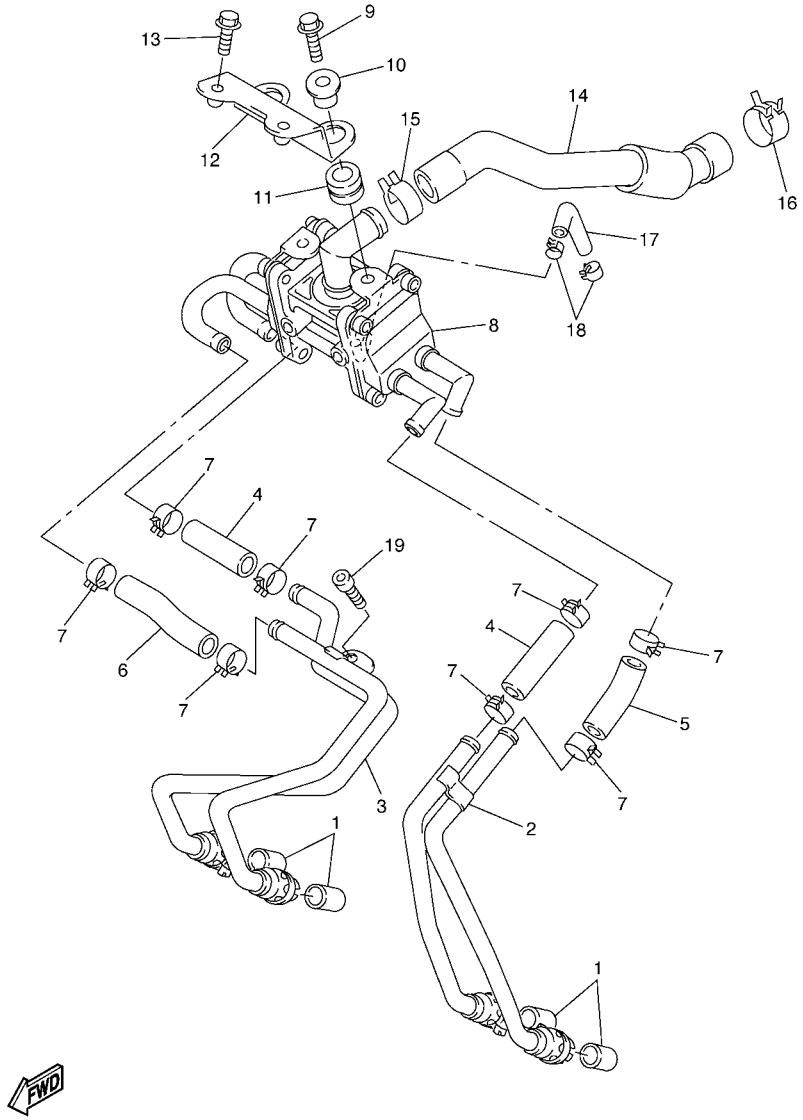

5LV1300-1100

FIG. 10 SYSTEMA DE INDUCCION DE AIRE

REF. Nº	CODIGO Nº	DESCRIPCION	1C21	1C25				OBSERVACIONES
1	4KM–14714–01	EMPAQUE DE SILENCIADOR	4	4				
2	5LV–14872–00	TUBO 2	1	1				
3	5LV–14873–00	TUBO 3	1	1				
4	5JJ–14882–00	TUBO 2	2	2				
5	5LV–14882–00	TUBO 2	1	1				
6	5LV–14883–00	TUBO 3	1	1				
7	90467–15054	PRESILLA	8	8				
8	5LV–14803–00	VALVULA DE AIRE COMPLETA	1	1				
9	95827–06020	TUERCA DE REBORDE	2	2				
10	90387–07391	COLLAR	2	2				
11	90480–15316	TAPON	2	2				
12	5LV–14867–00	SOPORTE	1	1				
13	95827–06010	TUERCA DE REBORDE	2	2				
14	5LV–14881–00	TUBO 1	1	1				
15	90467–22100	PRESILLA	1	1				
16	90467–23177	PRESILLA	1	1				
17	90445–09007	TUBO	1	1				
18	90467–08092	PRESILLA	2	2				
19	91314–06012	PERNO	1	1				

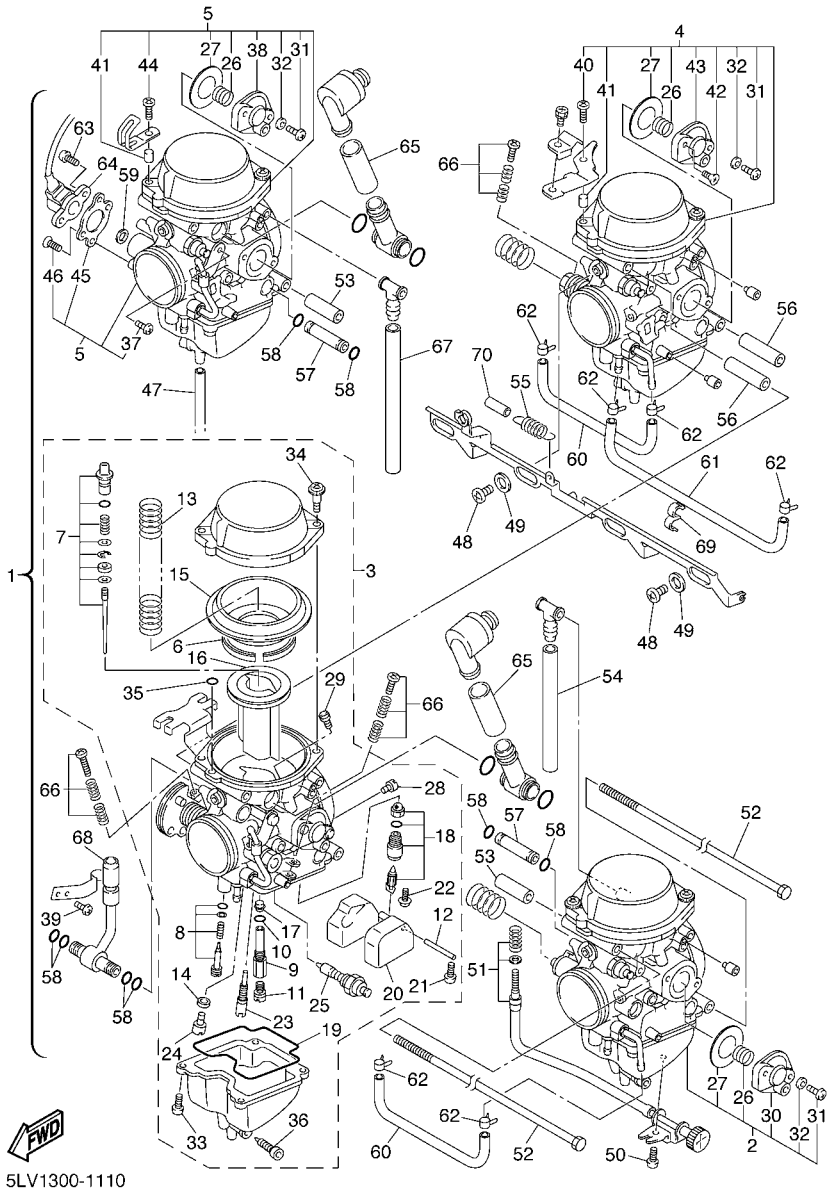

FIG. 11 CARBURADOR

REF. Nº	CODIGO Nº	DESCRIPCION	1C21	1C25				OBSERVACIONES
1	5LV–14900–00	CARBURADOR COMPLETO	1	1				
2	5LV–14901–00	.CARBURADOR COMPLETO 1	1	1				
3	5LV–14902–00	.CARBURADOR COMPLETO 2	1	1				
4	5LV–14903–00	.CARBURADOR COMPLETO 3	1	1				
5	5LV–14904–00	.CARBURADOR COMPLETO 4	1	1				
6	5EL–14561–00	..ANILLO O	1	1				
7	5LV–1490J–00	..CJTO. AGUJA	1	1				UR #1,4
	5LV–1490J–10	..CJTO. AGUJA	1	1				UR #2,3
8	5MP–14105–00	..TORNILLO DE PILOTO	1	1				
9	5LV–14261–00	..SOSTEN	1	1				
10	583–14561–00	..ANILLO O	1	1				
11	3G2–1423A–77	..INYECTOR,PRINCIPAL (#132.5)	1	1				UR #1,4
	3G2–14231–26	..INYECTOR,PRINCIPAL (#130)	1	1				UR #2,3
12	127–14186–00	..PASADOR DE LA BOYA	1	1				
13	5LV–14933–00	..RESORTE DE DIAFRAGMA	1	1				
14	5EL–14918–00	..ANILLO	1	1				
15	5EL–24411–00	..DIAFRAGMA	1	1				
16	5LV–14112–00	..VALVULA DE ACELERACION 1	1	1				
17	5DM–14141–40	..BOQUILLA PRINCIPAL	1	1				
18	4KM–14107–15	..VALVULA DE AGUJA	1	1				
19	5DM–14561–00	..ANILLO O	1	1				
20	5DM–14985–00	..BOIA	1	1				
21	98507–04008	..TORNILLO DE CABEZA CON PLAN	1	1				
22	1FN–14565–00	..TORNILLO	1	1				
23	4KM–14142–15	..SURTIDOR DE RALENTI (# 15)	1	1				
24	3G2–1423A–59	..INYECTOR,PRINCIPAL (# 42.5)	1	1				
25	5DM–1410A–00	..JUEGO DE ARRANQUE	1	1				

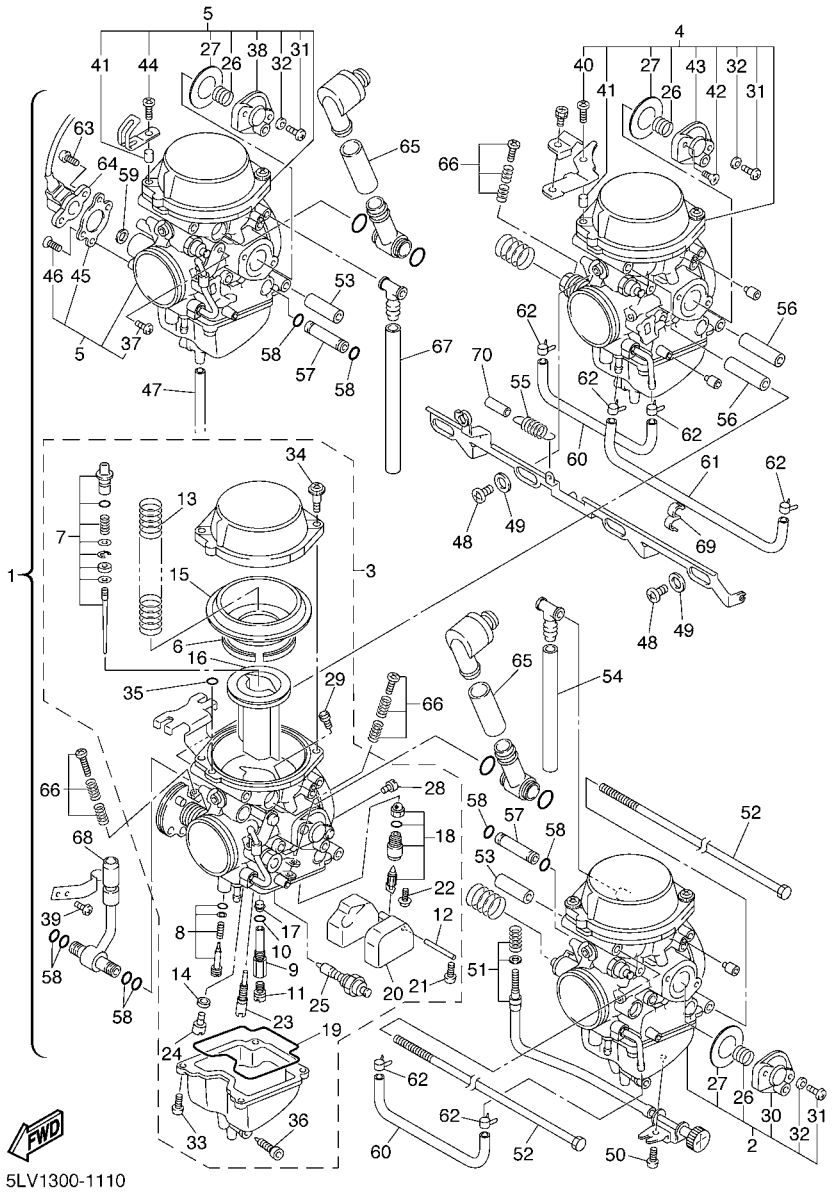

FIG. 11 CARBURADOR

REF. Nº	CODIGO Nº	DESCRIPCION	1C21	1C25				OBSERVACIONES
26	4XY–14589–00	..RESORTE	1	1				
27	5AP–14940–00	..DIAFRAGMA COMPLETO	1	1				
28	1HX–14231–17	..INYECTOR,PRINCIPAL (# 85)	1	1				
29	1HX–14231–25	..INYECTOR,PRINCIPAL (#125)	1	1				
30	5AP–14280–00	..CUBIERTA DE CARBURADOR	1	1				#1
31	98501–04014	..TORNILLO DE CABEZA CRUZADA	2	2				UR #1,2,4
	98501–04014	..TORNILLO DE CABEZA CRUZADA	1	1				UR #3
32	92901–04100	..ARANDELA PLANA	2	2				UR #1,2,4
	92901–04100	..ARANDELA PLANA	1	1				UR #3
33	98582–04010	..TORNILLO DE CABEZA CON PLAN	4	4				
34	4KM–14216–00	..TORNILLO	2	2				UR #1,2
	4KM–14216–00	..TORNILLO	1	1				UR #3,4
35	354–14147–00	..ANILLO O	1	1				
36	4KP–14191–00	..TORNILLO, DE DRENAJE	1	1				
37	98502–05008	..TORNILLO	1	1				#2,4
38	5EL–14480–00	..CUBIERTA	1	1				#2,4
39	98502–03005	..TORNILLO	2	2				#2
40	98582–05016	..TORNILLO DE CABEZA CON PLAN	1	1				#3
41	4KM–14194–00	..ANILLO	1	1				#3,4
42	98701–04014	..TORNILLO CABEZA AVELLANADA	1	1				#3
43	5HK–14280–00	..CUBIERTA DE CARBURADOR	1	1				#3
44	98506–05014	..TORNILLO, DE CABEZA CRUZADA	1	1				#4
45	5EA–14867–00	..SOPORTE	1	1				#4
46	98701–04008	..TORNILLO CABEZA AVELLANADA	2	2				#4
47	3JE–14197–00	.TUBO RESPIRADERO	4	4				
48	5DM–14565–00	.TORNILLO	3	3				
49	4NK–14327–00	.EMPAQUE	3	3				

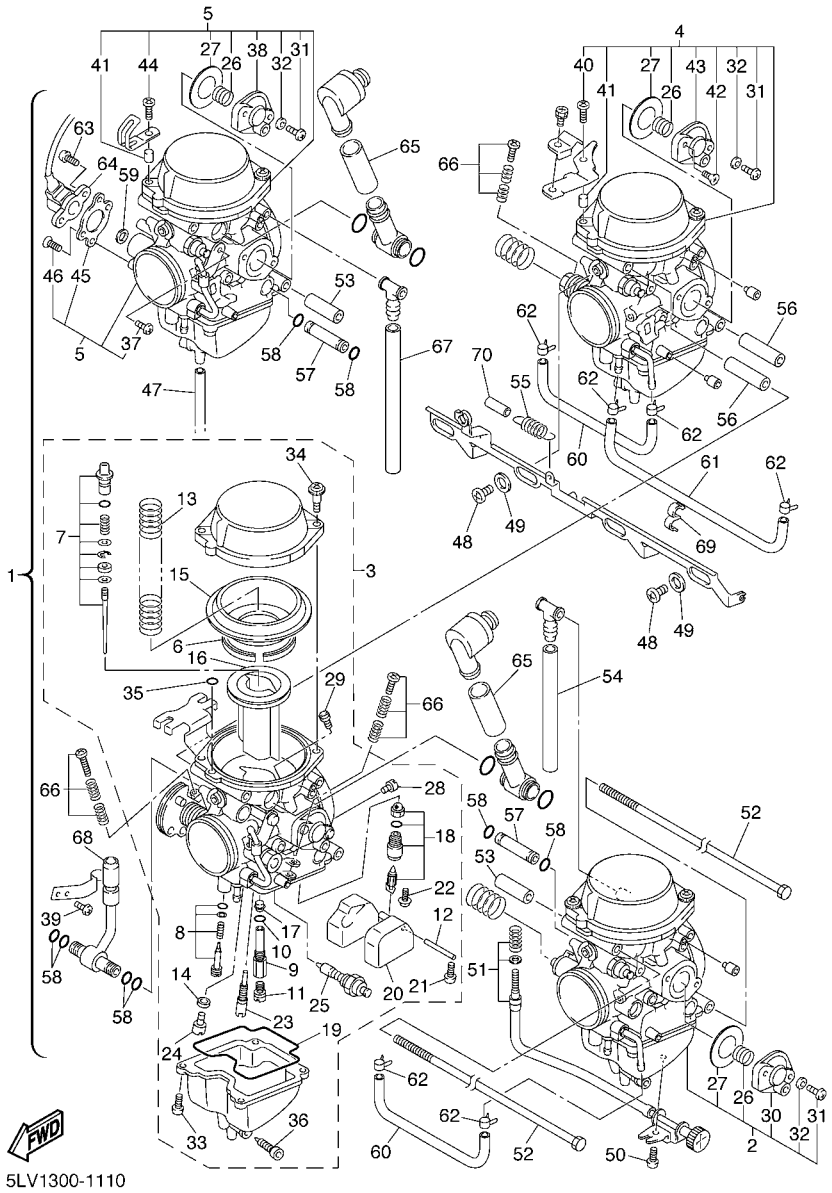

FIG. 11 CARBURADOR

REF. Nº	CODIGO Nº	DESCRIPCION	1C21	1C25				OBSERVACIONES
50	98582–05008	.TORNILLO DE CABEZA CON PLANA	1	1				
51	5EA–14103–00	.CJTO. TORNILLO DEL RALENTI	1	1				
52	4SV–14592–00	.TORNILLO	2	2				
53	5EA–14148–00	.TUBO	4	4				
54	4SV–14987–30	.TUBO	1	1				
55	4SV–14935–00	.RESORTE	1	1				
56	5EA–14996–00	.TUBO	2	2				
57	4SV–14996–40	.TUBO	2	2				
58	36Y–14147–00	.ANILLO O	8	8				
59	4KG–14285–00	.ARANDELA	1	1				
60	5DM–14987–00	.TUBO	2	2				
61	5EL–14396–00	.TUBO	1	1				
62	5DM–14919–00	.PRESILLA	6	6				
63	4WM–14565–00	.TORNILLO	2	2				
64	4XY–85885–00	.TERMICA SENSORIO	1	1				
65	4SV–14197–00	.TUBO RESPIRADERO	2	2				
66	3EN–1490K–00	.JUEGO DE TORNILLOS DE TOPE	3	3				
67	4SV–14987–20	.TUBO	1	1				
68	5EA–14987–10	.TUBO	1	1				
69	5LV–14919–00	.PRESILLA	1	1				
70	5DM–14936–00	.ASIENTO DE RESORTE	1	1				

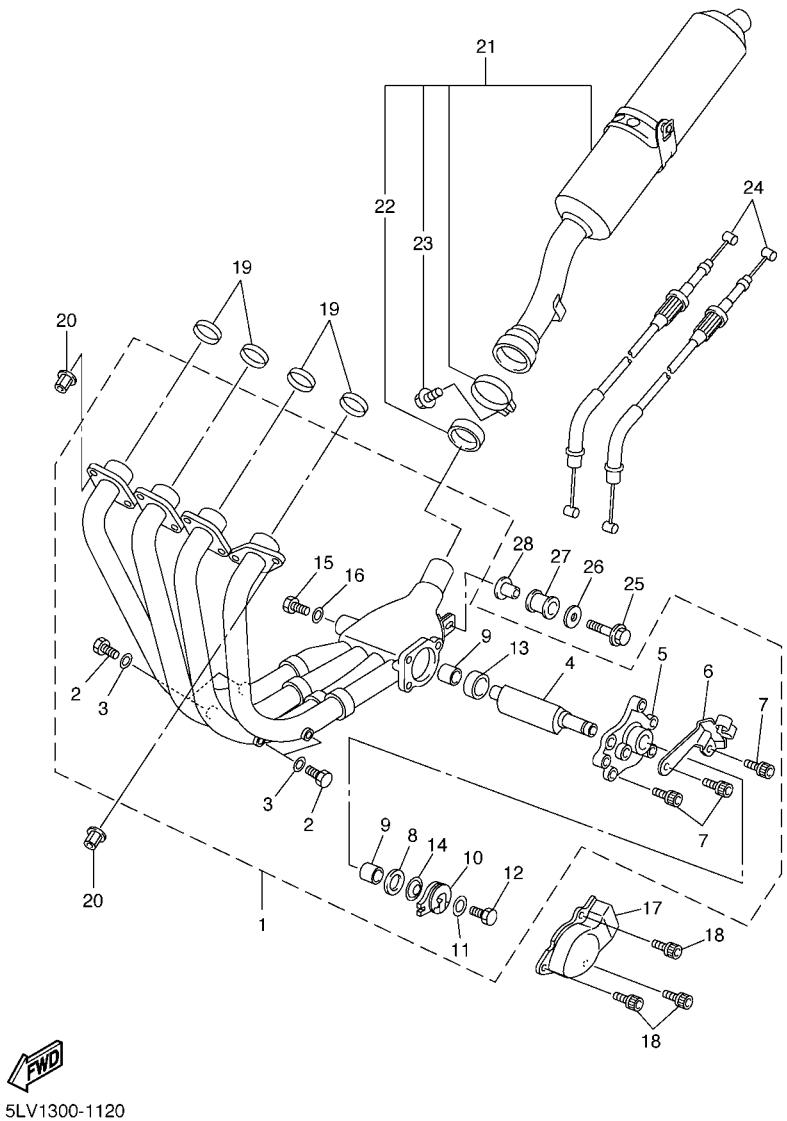

5LV1300-1120

FIG. 12 DESCARGA

REF. Nº	CODIGO Nº	DESCRIPCION	1C21	1C25				OBSERVACIONES
1	5LV–14610–01	TUBO DE ESCAPE COMPLETO 1	1	1				
2	97080–06008	.PERNO	4	4				
3	92990–06600	.ARANDELA PLANA	4	4				
4	4SV–14821–00	.BRAZO DE EJE 1	1	1				
5	5JJ–14811–00	.CAJA	1	1				
6	5LV–14849–00	.SOPORTE	1	1				
7	90110–06025	.TORNILLO ALLEN	3	3				
8	90201–106M5	.ARANDELA PLANA	1	1				
9	4SV–14638–00	.COLLAR	2	2				
10	2TK–14865–01	.POLEA 1	1	1				
11	90201–050T4	.ARANDELA PLANA	1	1				
12	97080–05012	.PERNO	1	1				
13	90387–106U7	.COLLAR	1	1				
14	5PW–14683–00	.GANCHO DE RESORTE	1	1				
15	91380–04006	.PERNO	2	2				
16	92990–04600	.ARANDELA PLANA	2	2				
17	5LV–14826–00	PROTECTOR DE VALVULA DE ESCAPE	1	1				
18	90119–06187	TORNILLO CON ARANDELA	3	3				
19	4FM–14613–00	JUNTA, TUBO DE ESCAPE	4	4				
20	90179–08410	TUERCA	8	8				
21	5LV–14710–01	TUBO DE ESCAPE COMPLETO 1	1	1				
22	4XV–14714–00	.EMPAQUE DE SILENCIADOR	1	1				
23	95814–08025	.TUERCA DE REBORDE	1	1				
24	5LV–1130E–01	CABLE DE POLEA	1	1				
25	95817–08040	TUERCA DE REBORDE	1	1				
26	90201–08612	ARANDELA PLANA	1	1				
27	4XV–27424–00	AMORTIGUADOR DE APOYAPIE 2	1	1				

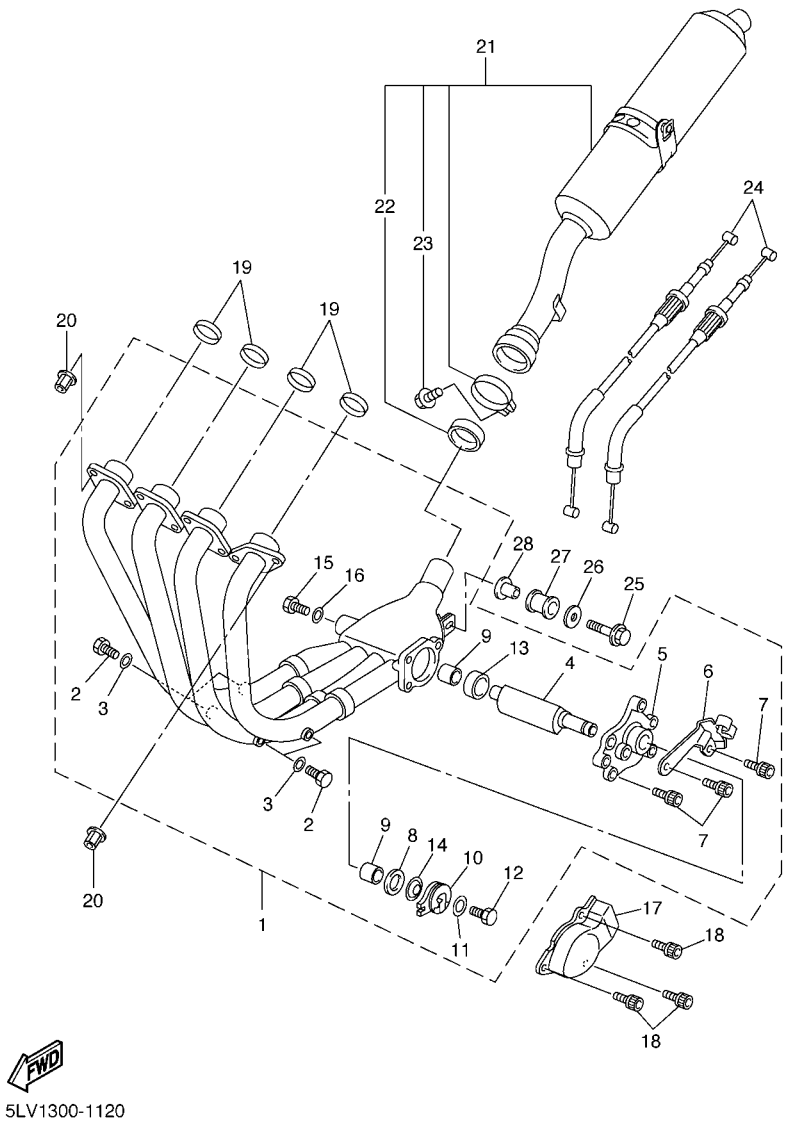

5LV1300-1120

FIG. 12 DESCARGA

REF. Nº	CODIGO Nº	DESCRIPCION	1C21	1C25				OBSERVACIONES
28	90387–082W9	COLLAR	1	1				

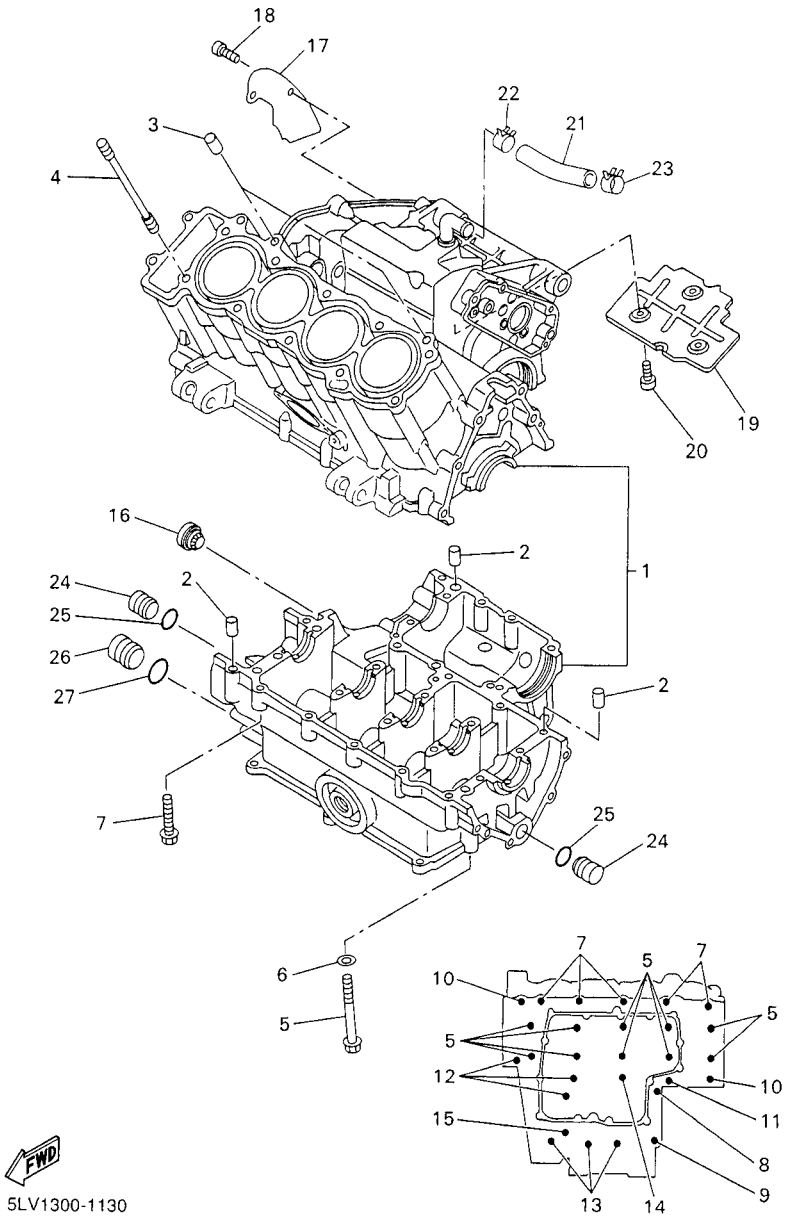

FIG. 13 CARTER

REF. Nº	CODIGO Nº	DESCRIPCION	1C21	1C25				OBSERVACIONES
1	5LV–15100–01	CARTER COMPLETO	1					
	5LV–15100–10	CARTER COMPLETO		1				
2	99530–10014	PASADOR, DE ESPIGA	3	3				
3	99530–10114	PASADOR, DE ESPIGA	2	2				
4	90116–10619	ESPARRAGO	10	10				
5	90105–093A5	TORNILLO	10	10				
6	90201–096J9	ARANDELA PLANA	10	10				
7	95817–06055	TUERCA DE REBORDE	5	5				
8	90105–08015	TORNILLO	1	1				
9	95817–08050	TUERCA DE REBORDE	1	1				
10	90109–065G3	PERNO	2	2				
11	95817–06060	TUERCA DE REBORDE	1	1				
12	95817–06070	TUERCA DE REBORDE	3	3				
13	95817–06045	TUERCA DE REBORDE	3	3				
14	95814–06050	TUERCA DE REBORDE	1	1				
15	95817–06065	TUERCA DE REBORDE	1	1				
16	2H7–15361–00	MEDIDOR DE NIVEL	1	1				
17	4XV–11165–00	PLACA RESPIRADERO	1	1				
18	90110–06018	TORNILLO ALLEN	2	2				
19	4XV–11145–00	PLACA RESPIRADERO 2	1	1				
20	90110–06018	TORNILLO ALLEN	3	3				
21	5LV–11166–00	TUBO RESPIRADERO 1	1	1				
22	90468–08104	PRESILLA	1	1				
23	90467–16009	PRESILLA	1	1				
24	90338–16262	TAPON	2	2				
25	93210–12790	ANILLO O	2	2				
26	90338–20263	TAPON	1	1				

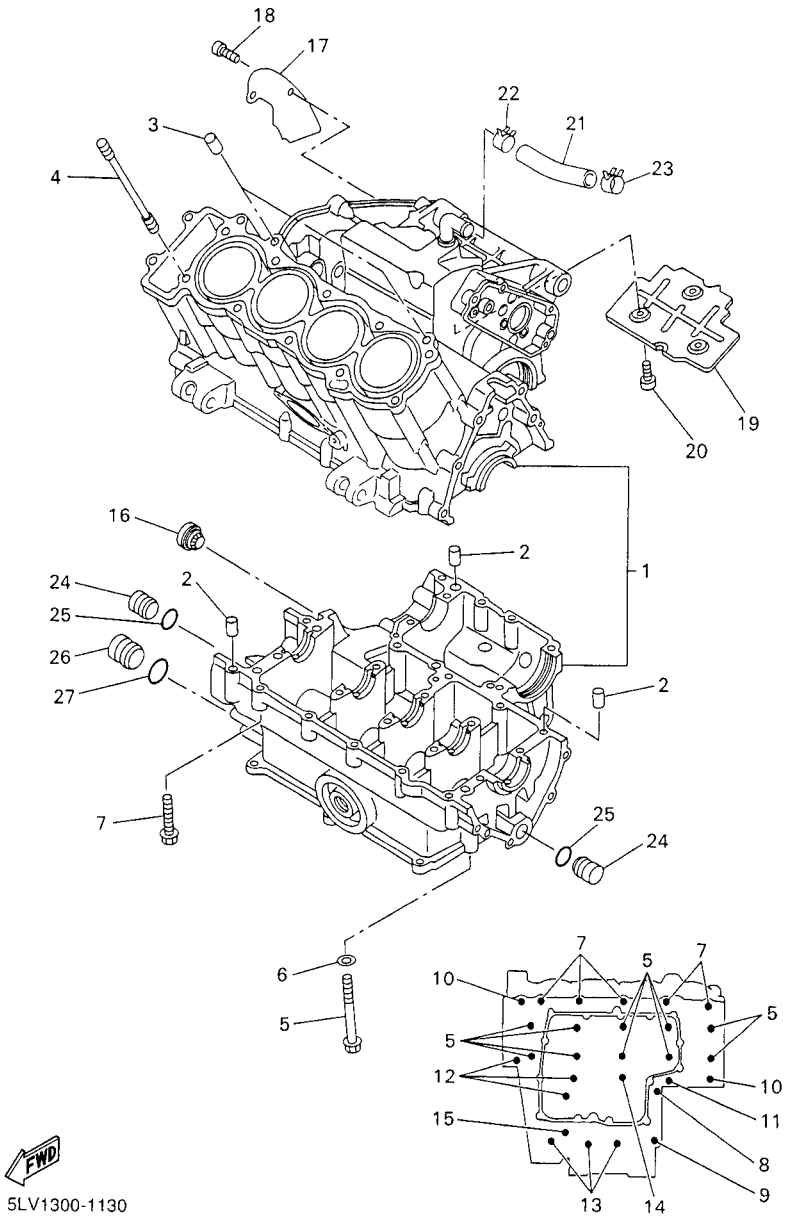

FIG. 13 CARTER

REF. Nº	CODIGO Nº	DESCRIPCION	1C21	1C25				OBSERVACIONES
27	93210–16314	ANILLO O	1	1				

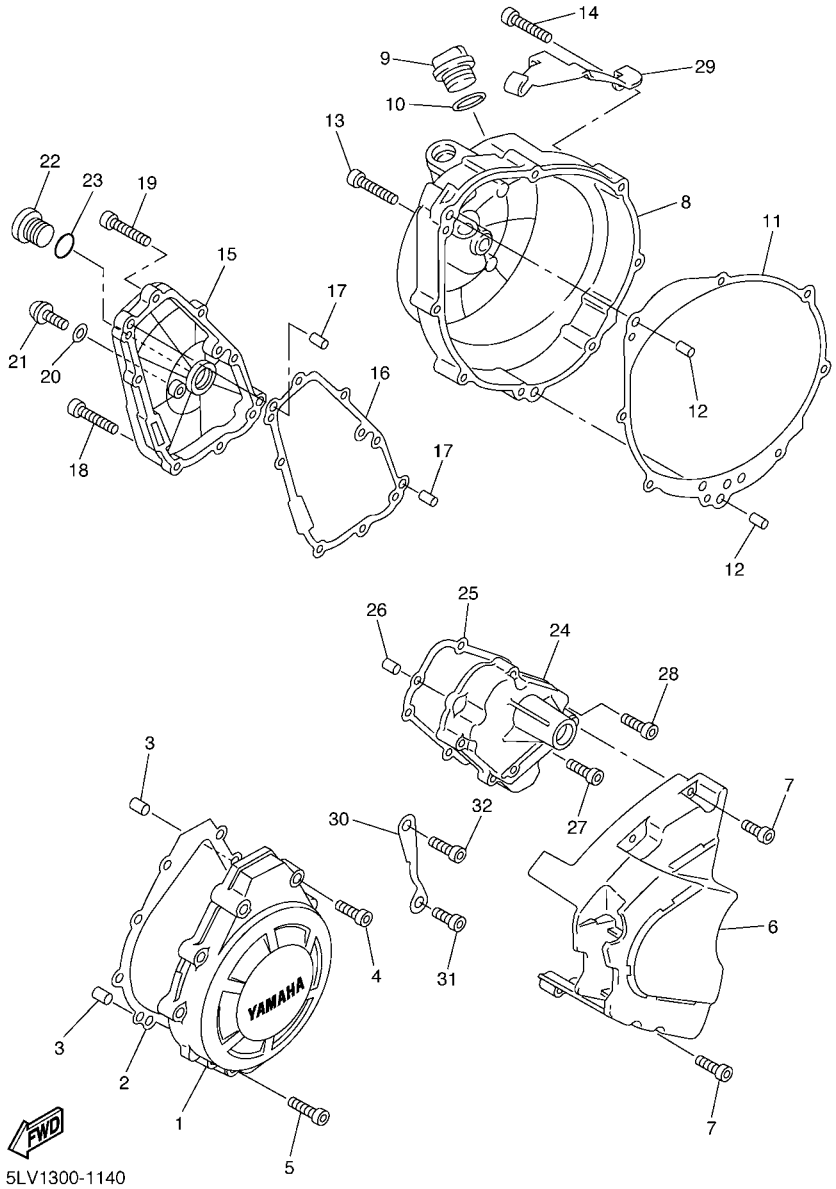

FIG. 14 CUBIERTA DE CARTER 1

REF. Nº	CODIGO Nº	DESCRIPCION	1C21	1C25				OBSERVACIONES
1	5LV–15411–00	CUBIERTA DE CARTER 1	1					
	5LV–15411–10	CUBIERTA DE CARTER 1		1				
2	4XV–15451–00	EMPAQ DE CUBIERTA DE CARTER	1	1				
3	99530–08012	PASADOR, DE ESPIGA	2	2				
4	91314–06035	PERNO	8	8				
5	91314–06020	PERNO	1	1				
6	5LV–15418–00	CUBIERTA CAJA DE CADENA	1					
	5LV–15418–10	CUBIERTA CAJA DE CADENA		1				
7	91314–06025	PERNO	4	4				
8	5LV–15421–00	TAPA DE CARTER DERECHA	1					
	5LV–15421–10	TAPA DE CARTER DERECHA		1				
9	3F9–15362–00	TAPON DEL NIVEL DE ACEITE	1	1				
10	93210–27194	ANILLO O	1	1				
11	4XV–15461–00	JUNTA TAPA CARTER DRCHO	1	1				
12	93608–21002	PASADOR DE CLAVIJA	2	2				
13	91314–06040	PERNO	6	6				
14	91314–06045	PERNO	2	2				
15	4XV–15416–00	CUBIERTA DE BOMBA DE ACEITE	1					
	5LV–15416–00	CUBIERTA DE BOMBA DE ACEITE		1				
16	5LV–15456–00	EMPAQ CUBTA.BOMBA ACEITE 1	1	1				
17	99530–08012	PASADOR, DE ESPIGA	2	2				
18	91314–06020	PERNO	6	6				
19	91314–06025	PERNO	2	2				
20	90430–08143	JUNTA	1	1				
21	92014–08012	PERNO	1	1				
22	90340–32116	TORNILLO, DE DRENAJE	1					
	90340–32002	TORNILLO, DE DRENAJE		1				

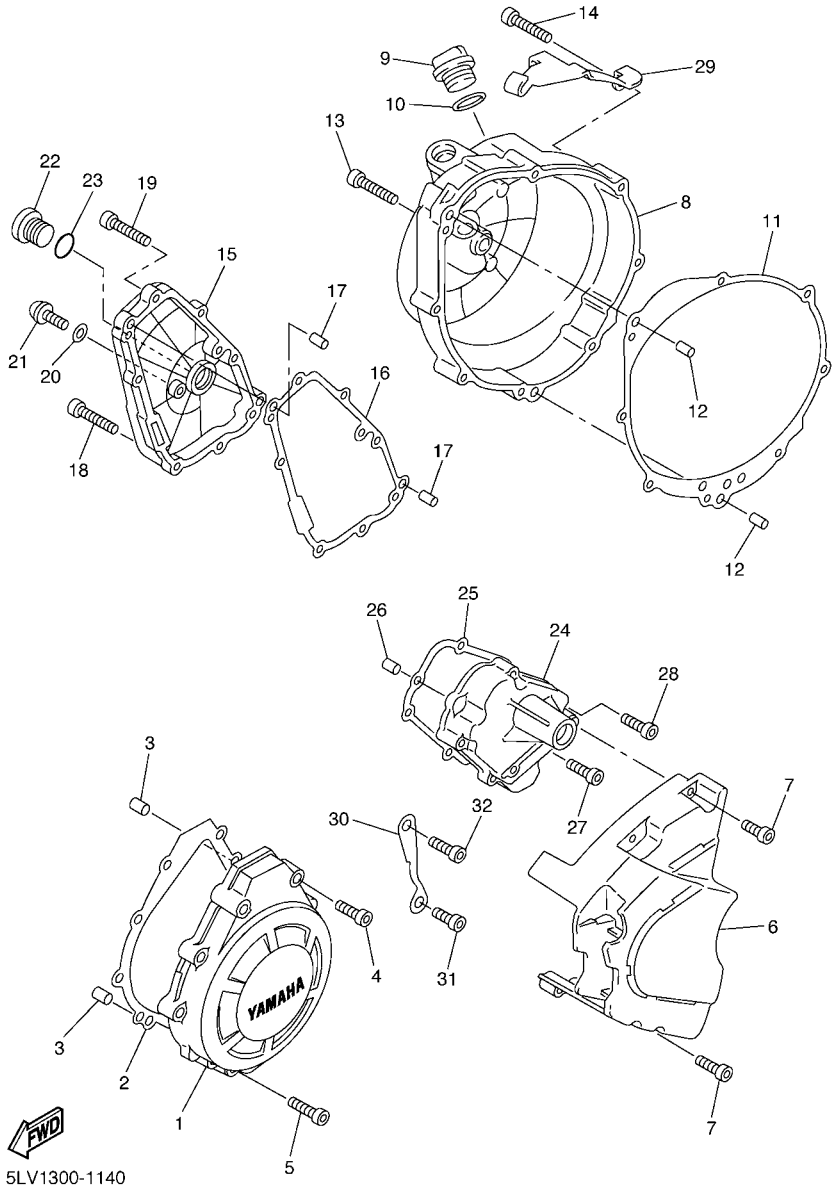

FIG. 14 CUBIERTA DE CARTER 1

REF. Nº	CODIGO Nº	DESCRIPCION	1C21	1C25				OBSERVACIONES
23	93210–32172	ANILLO O	1	1				
24	5EG–15425–00	CUBIERTA DE GENERADOR 2	1					
	5LV–15425–00	CUBIERTA DE GENERADOR 2		1				
25	4XV–15463–00	EMPAQ CUBIERTA 2	1	1				
26	99530–08012	PASADOR, DE ESPIGA	2	2				
27	91314–06020	PERNO	2	2				
28	91314–06030	PERNO	3	3				
29	5LV–15441–01	SOSTEN DE CABLE DE EMBRAGUE	1	1				
30	5LV–15113–00	PLACA	1	1				
31	90110–06224	TORNILLO ALLEN	1	1				
32	90110–06124	TORNILLO ALLEN	1	1				

FIG. 15 ARRANQUE

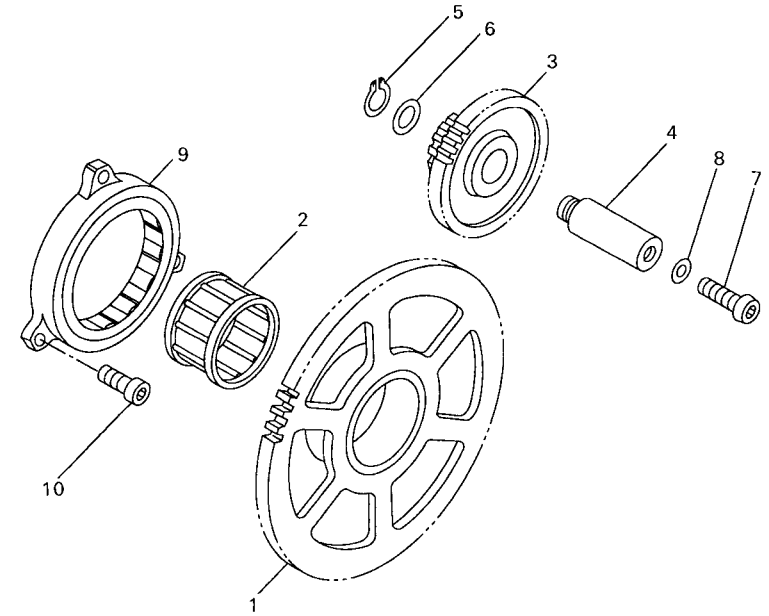

4XV352-8140

REF. Nº	CODIGO Nº	DESCRIPCION	1C21	1C25				OBSERVACIONES
1	5PW–15515–00	ENGRANAJE 3	1	1				
2	93310–338S6	COJINETE DE RODILLOS	1	1				
3	4XV–15517–00	ENGRENAJE POSICION 2DA	1	1				
4	4XV–15521–00	EJE 1	1	1				
5	93410–08072	SEGURO	1	1				
6	90201–08089	ARANDELA PLANA	1	1				
7	92017–06014	PERNO	1	1				
8	90430–06014	JUNTA	1	1				
9	4XV–15570–00	EMBRAGUE DEL ARRANQUE COMPLETA	1	1				
10	90110–06065	TORNILLO ALLEN	3	3				

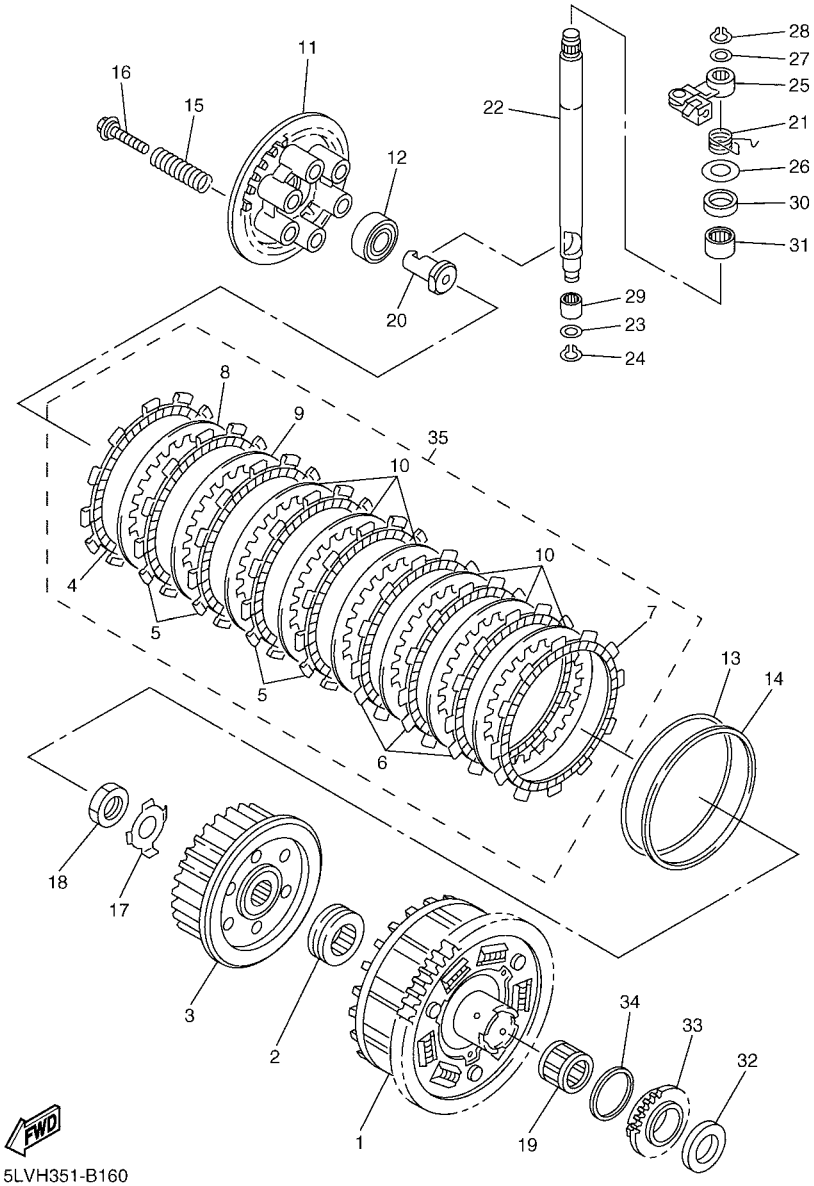

FIG. 16 EMBRAGUE

REF. Nº	CODIGO Nº	DESCRIPCION	1C21	1C25				OBSERVACIONES
1	5LV–16150–00	CAMPANA DE EMBRAGUE	1	1				
2	5LV–16154–00	ARANDELA, DE EMPUJE 1	1	1				
3	5LV–16371–00	CUBO, DE EMBRAGUE	1	1				
4	4FN–16321–00	PLACA DE FRICCION	1	1				
5	5LV–16321–20	PLACA DE FRICCION	4	4				
6	5LV–16321–10	PLACA DE FRICCION	3	3				
7	5LV–16321–00	PLACA DE FRICCION	1	1				
8	31A–16325–00	DISCO, DE EMBRAGUE (T2.0)	1	1				STD
	168–16325–00	DISCO, DE EMBRAGUE (T=1.6)	1	1				UR
	168–16324–00	DISCO, DE EMBRAGUE (T=2.3)	1	1				UR
9	31A–16325–00	DISCO, DE EMBRAGUE (T2.0)	1	1				STD
	168–16324–00	DISCO, DE EMBRAGUE (T=2.3)	1	1				UR
10	31A–16325–00	DISCO, DE EMBRAGUE (T2.0)	6	6				
11	5EB–16351–01	PLATO DE PRESION	1	1				
12	93306–00304	COJINETE	1	1				
13	5LV–16383–00	RESORTE DE COPA DE EMBRAGUE	1	1				
14	5LV–16384–00	PLACA DE ASIENTO	1	1				
15	90501–230E4	RESORTE DE COMPRESION	6	6				
16	90159–06006	TORNILLO CON VALONA	6	6				
17	90215–20231	ARANDELA DE CIERRE	1	1				
18	90170–20327	TUERCA	1	1				
19	93310–228S5	COJINETE DE RODILLOS	1	1				
20	5LV–16356–00	VARILLA DE EMPUJE 1	1	1				
21	90508–13007	RESORTE DE TORSION	1	1				
22	5LV–16382–00	EJE DE PALANCA DE EMPUJE	1	1				
23	92907–08600	ARANDELA	1	1				
24	99001–07600	PRESILLA REDONDA	1	1				

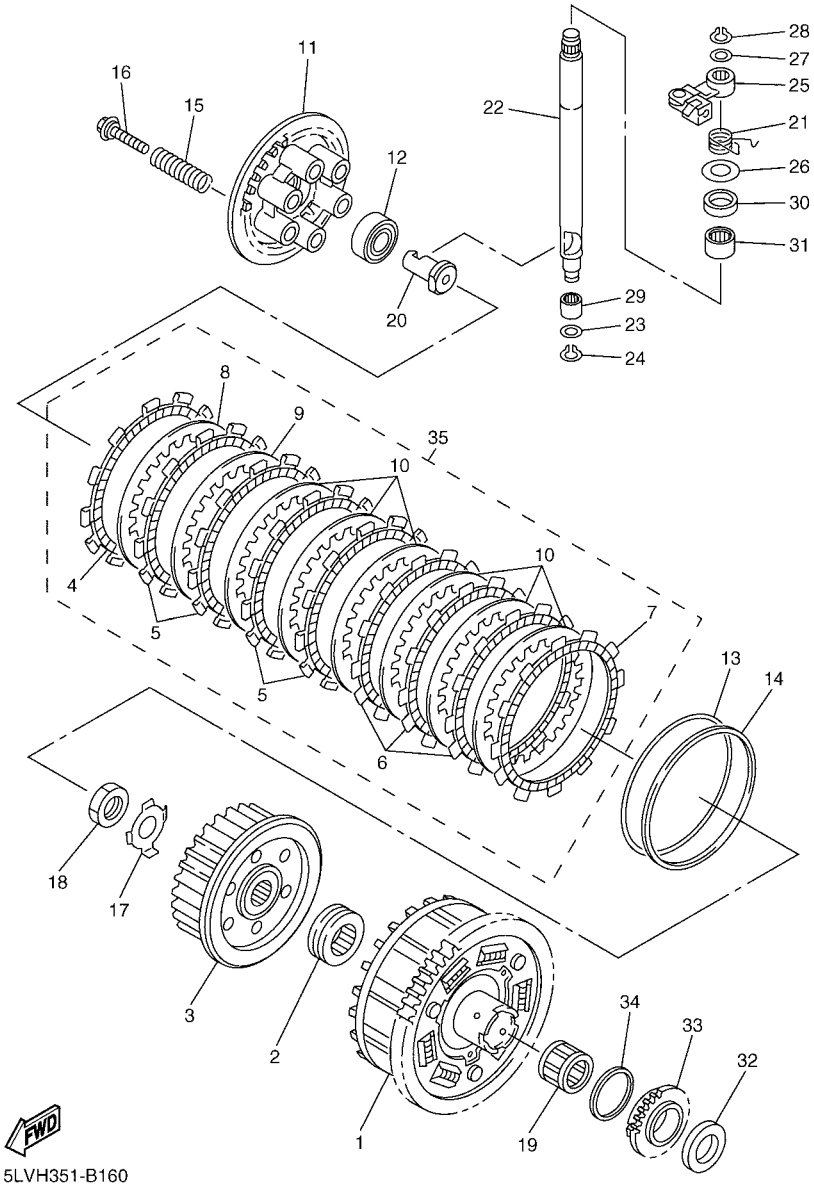

FIG. 16 EMBRAGUE

REF. Nº	CODIGO Nº	DESCRIPCION	1C21	1C25				OBSERVACIONES
25	5LV–16340–00	PALANCA DE EMPUJE COMPLETA	1	1				
26	90201–12163	ARANDELA PLANA	1	1				
27	90201–10119	ARANDELA PLANA	1	1				
28	99009–10400	PRESILLA REDONDA	1	1				
29	93317–11020	COJINETE	1	1				
30	93102–12106	SELLO ACEITE (SD 12-22-5 HS)	1	1				
31	93317–11287	COJINETE	1	1				
32	4XV–16154–00	ARANDELA, DE EMPUJE 1	1	1				
33	5PW–13354–01	CATALINA	1	1				
34	90201–43008	ARANDELA PLANA	1	1				
35	5LV–16309–09	PLANCHEAR A SET	1	1				AP

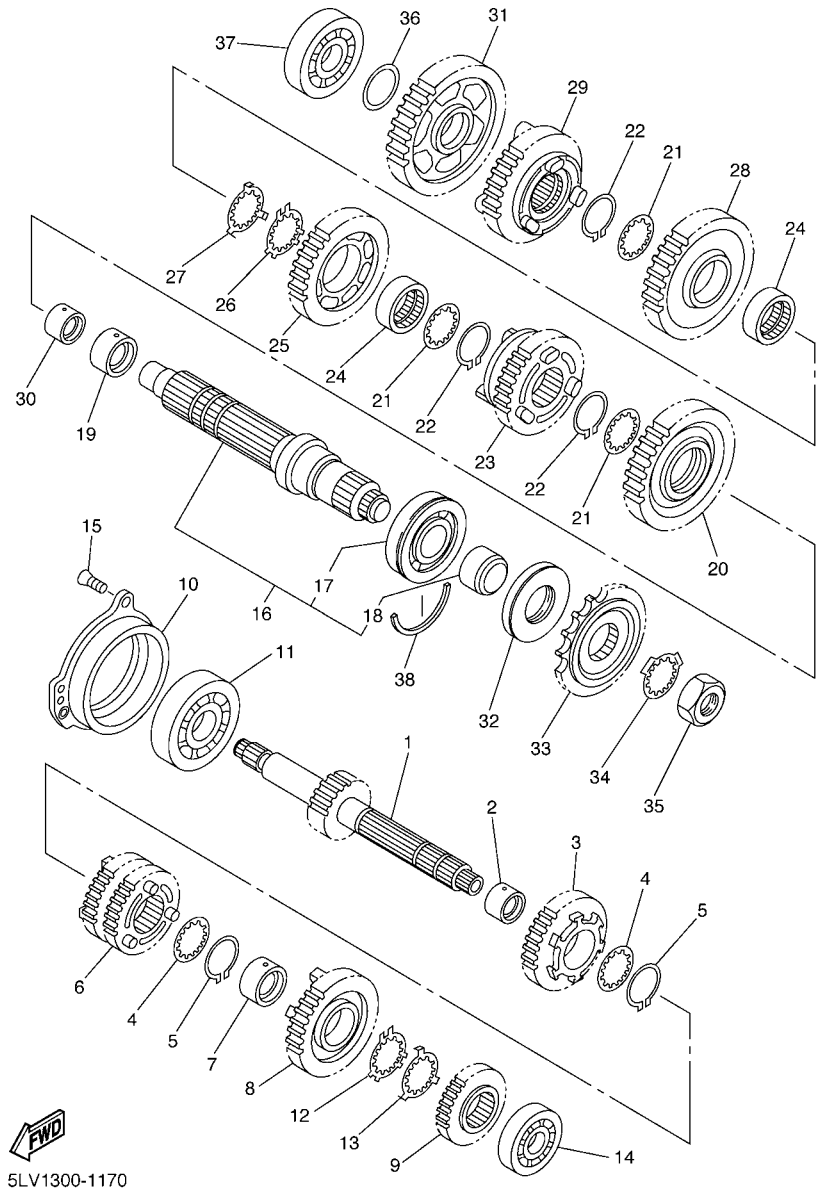

FIG. 17 TRANSMISION

REF. Nº	CODIGO Nº	DESCRIPCION	1C21	1C25				OBSERVACIONES
1	5LV–17411–00	EJE PRIMARIO (14T)	1	1				
2	90387–2811B	COLLAR	1	1				
3	5JJ–17151–00	ENGRANAJE PINON DE 5TA (25T)	1	1				
4	90209–25342	ARANDELA DE SEPARACION	2	2				
5	93440–28062	SEGURO	2	2				
6	5JJ–17131–00	ENGRANAJE PINON DE 3RA(20/21T)	1	1				
7	90387–2810U	COLLAR	1	1				
8	5JJ–17161–00	ENGRANAJE PINON 6TA (26T)	1	1				
9	5JJ–17121–01	ENGRANAJE DE PINON DE 2DA(19T)	1	1				
10	5JJ–15163–00	CAJA DE COJINETE 1	1	1				
11	93306–37807	COJINETE	1	1				
12	90209–25349	ARANDELA DE SEPARACION	1	1				
13	90209–25350	ARANDELA DE SEPARACION	1	1				
14	93306–27208	COJINETE	1	1				
15	90149–06286	TORNILLO DE REGLAJE	3	3				
16	5LV–17402–00	EJE DE TRACCION COMPLETO	1	1				
17	93306–20705	.COJINETE (B6207N)	1	1				
18	90387–30001	.COLLAR	1	1				
19	90387–3311C	COLLAR	1	1				
20	5JJ–17221–00	ENGRANAJE RUEDA DE 2DA (35T)	1	1				
21	90209–30344	ARANDELA DE SEPARACION	3	3				
22	93440–32063	SEGURO	3	3				
23	5PW–17261–00	ENGRANAJE DE RUEDA 6TA (29T)	1	1				
24	90387–3310V	COLLAR	2	2				
25	5JJ–17241–00	ENGRANAJE DE RUEDA 4TA (28T)	1	1				
26	90209–30345	ARANDELA DE SEPARACION	1	1				
27	90209–30343	ARANDELA DE SEPARACION	1	1				

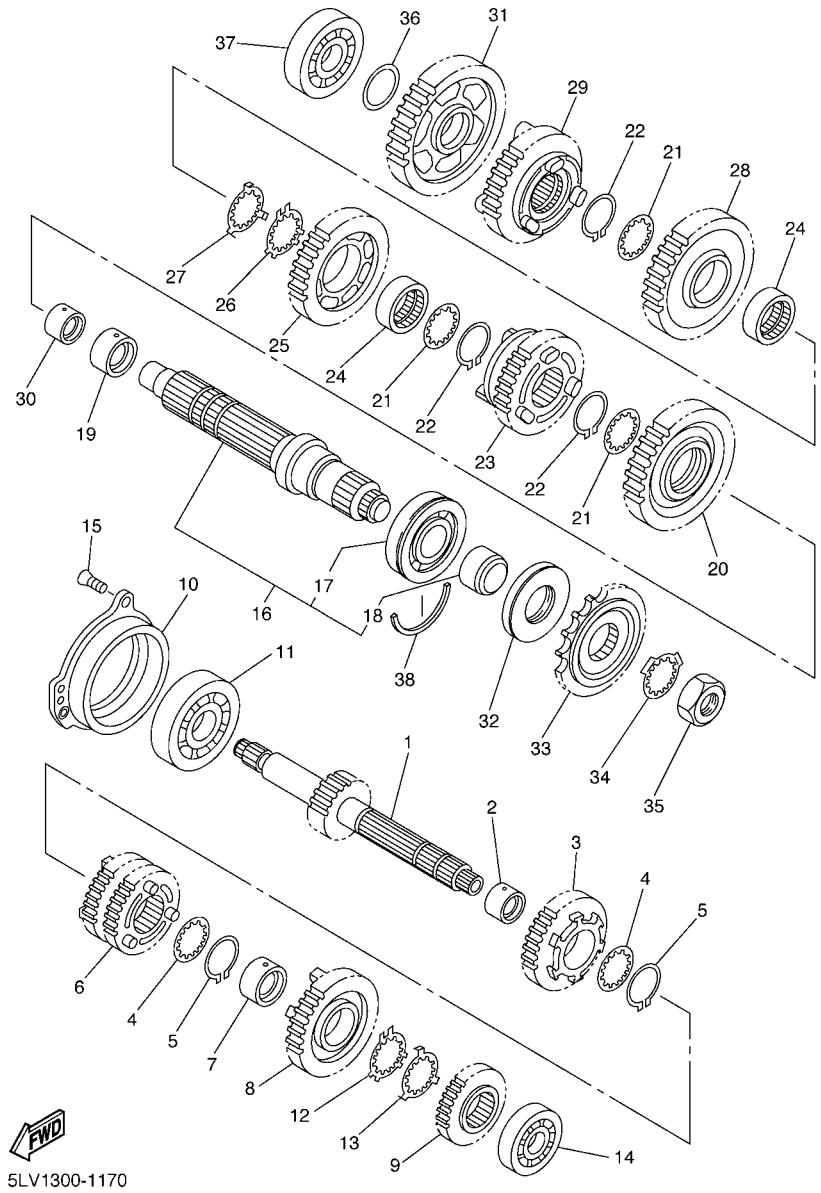

FIG. 17 TRANSMISION

REF. Nº	CODIGO Nº	DESCRIPCION	1C21	1C25				OBSERVACIONES
28	5JJ–17231–00	ENGRANAJE RUEDA DE 3RA (30T)	1	1				
29	5JJ–17251–00	ENGRANAJE RUEDA DE 5TA (30T)	1	1				
30	90387–2511A	COLLAR	1	1				
31	5JJ–17211–00	ENGRANAJE RUEDA DE 1RA (35T)	1	1				
32	93102–45465	SELLO ACEITE	1	1				
33	4XV–17460–00	CORONA (16T)	1	1				
34	90215–30233	ARANDELA DE CIERRE	1	1				
35	90179–22063	TUERCA	1	1				
36	90201–224L4	ARANDELA PLANA	1	1				
37	93306–37209	COJINETE	1	1				
38	93440–72049	SEGURO	1	1				

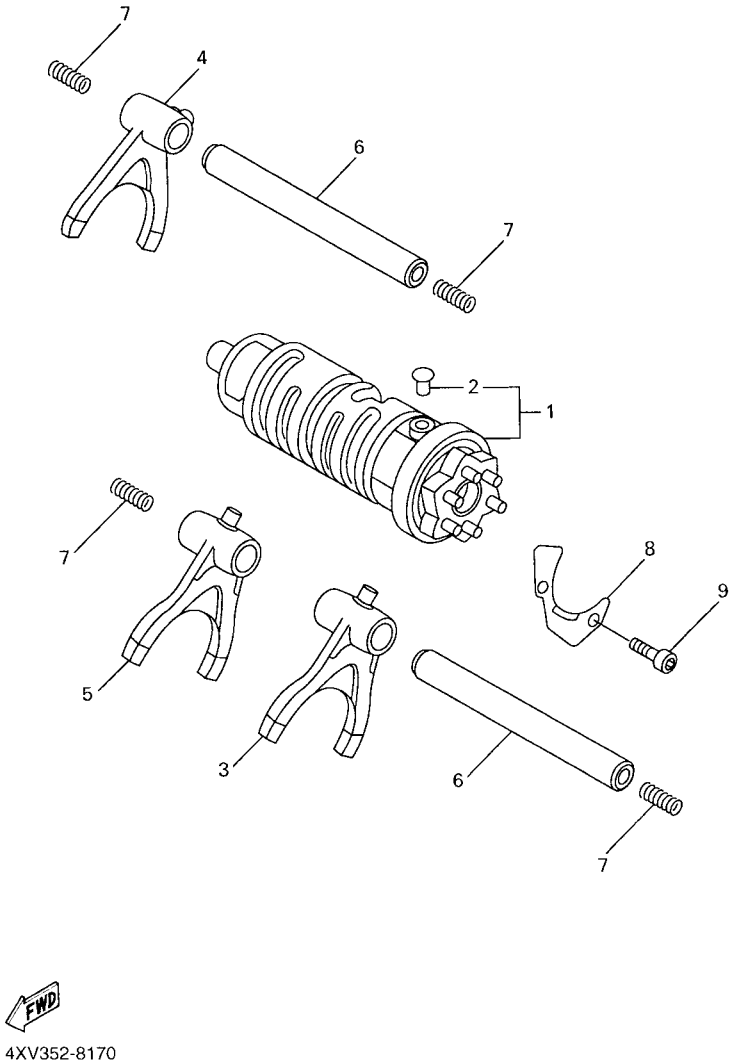

FIG. 18 LEVA DE CAMBIO & HORQUILLA

REF. Nº	CODIGO Nº	DESCRIPCION	1C21	1C25				OBSERVACIONES
1	5LV–18540–00	LEVADEL CAMBIO COMPLETA	1	1				
2	136–18542–00	.PUNTO MVERTO	1	1				
3	4XV–18511–00	HORQUILLA DEL CAMBIO 1	1	1				
4	5JJ–18512–00	HORQUILLA DEL CAMBIO 2	1	1				
5	4XV–18513–00	HORQUILLA DEL CAMBIO 3	1	1				
6	4XV–18531–00	BARRA GUIA HORQ. CAMBIO 1	2	2				
7	90501–064L1	RESORTE DE COMPRESION	4	4				
8	4XV–18536–00	TOPE DE PALANCA SELECTOR	1	1				
9	90110–06226	TORNILLO ALLEN	2	2				

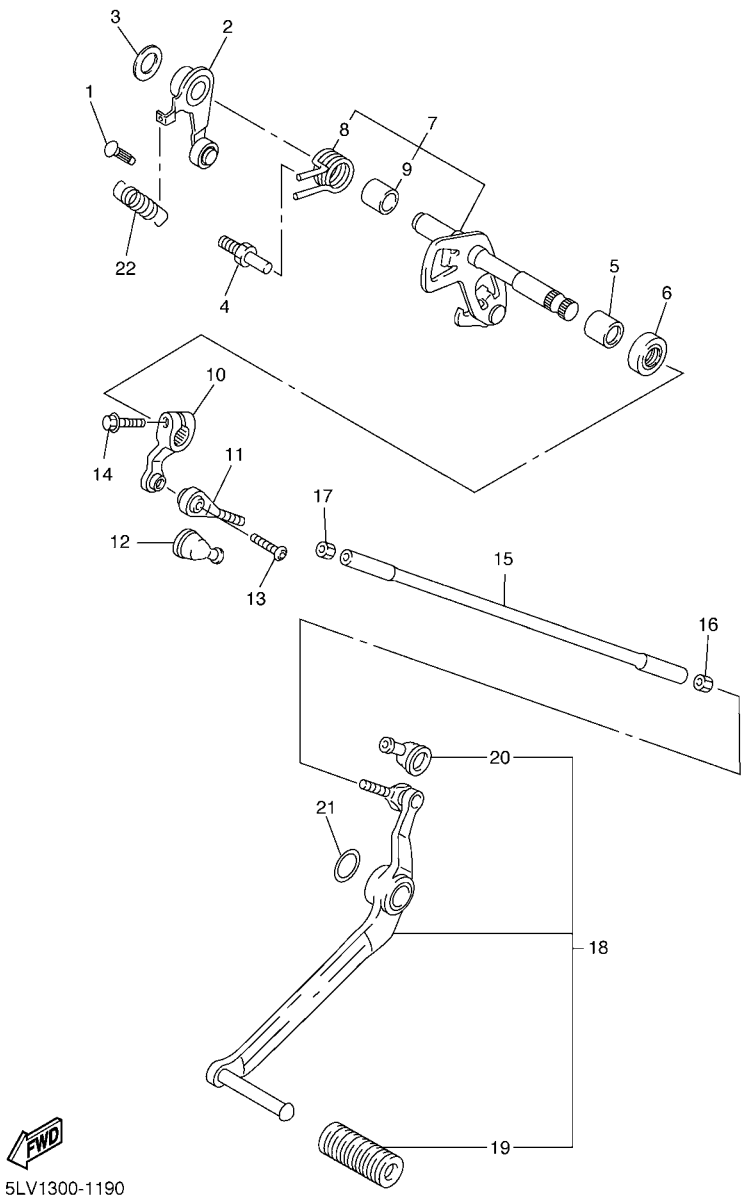

FIG. 19 EJE DE CAMBIO & PEDAL

REF. Nº	CODIGO Nº	DESCRIPCION	1C21	1C25				OBSERVACIONES
1	132–16346–00	GANCHO DE RESORTE	1	1				
2	5JJ–18140–00	PALANCA DE TOPE COMPLETA	1	1				
3	90201–120K4	ARANDELA PLANA	1	1				
4	4XV–18127–00	PASADOR DE PALANCA	1	1				
5	93317–11287	COJINETE	1	1				
6	93101–12004	SELLO ACEITE	1	1				
7	5LV–18101–00	EJE SELECTOR COMPLETO	1	1				
8	90508–295B2	.RESORTE DE TORSION	1	1				
9	90387–1211D	.COLLAR	1	1				
10	5EB–18112–01	BRAZO DEL CANBIO	1	1				
11	5LV–18116–00	VARILLA DE CONECTOR 1	1	1				
12	4XV–18154–00	CUBIERTA GUARDAPOLVO	1	1				
13	90111–06019	TORNILLO	1	1				
14	95824–06020	TUERCA DE REBORDE	1	1				
15	5LV–18115–00	VARILLA DEL CANBIO	1	1				
16	90170–06228	TUERCA	1	1				
17	95304–06700	TUERCA	1	1				
18	5LV–18110–00	PEDAL DE CAMBIO COMPLETO	1	1				
19	5EB–18113–00	.FUNDA DEL PEDAL DEL CAMBIO	1	1				
20	4XV–18154–00	.CUBIERTA GUARDAPOLVO	1	1				
21	90206–17084	ARANDELA ONDULADA	1	1				
22	90506–14002	RESORTE DE TENSION	1	1				

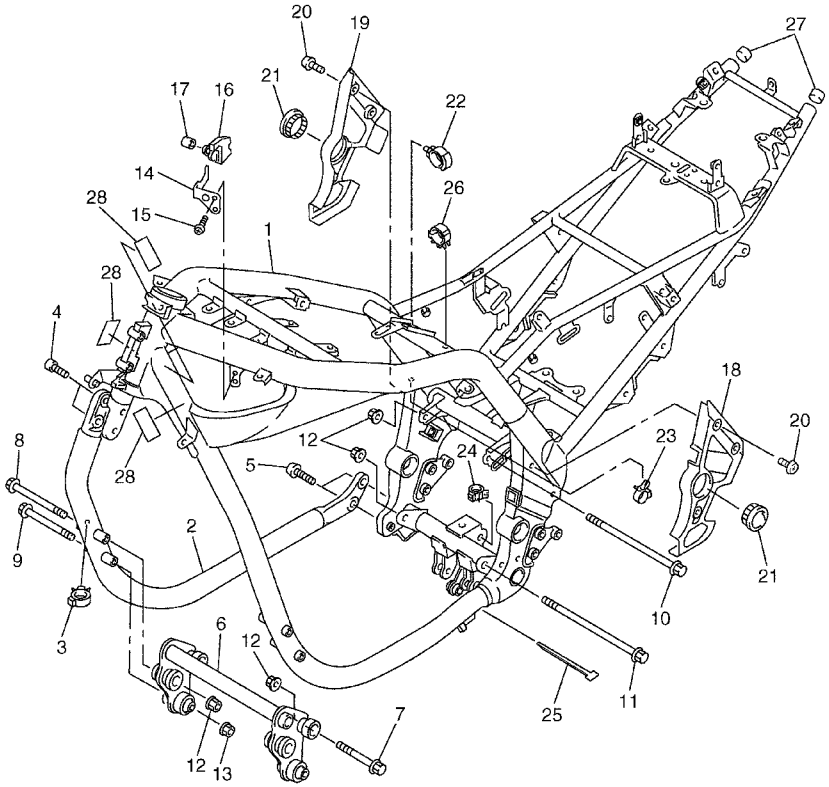

5LVH351-B201

FIG. 20 CUADRO

REF. Nº	CODIGO Nº	DESCRIPCION	1C21	1C25				OBSERVACIONES
1	5LV–21110–20	ARMAZON COMPLETO	1	1				
2	5LV–21150–10	CONJ. TUBO INFERIOR 2	1	1				
3	90464–25217	BRIDA	1	1				
4	90110–10191	TORNILLO ALLEN	2	2				
5	90111–10004	TORNILLO	2	2				
6	5LV–21400–00	SOPORTE DE MOTOR COMPLETO	1	1				
7	90105–10028	TORNILLO	2	2				
8	90105–10027	TORNILLO	2	2				
9	90105–08042	TORNILLO	2	2				
10	95817–10180	TUERCA DE REBORDE	1	1				
11	95817–10190	TUERCA DE REBORDE	1	1				
12	95607–10200	TUERCA DE AUTO-CIERRE	6	6				
13	95607–08200	TUERCA DE AUTO-CIERRE	2	2				
14	4XV–2116J–00	SOPORTE 7	1	1				
15	98907–06012	TORNILLO DE LIGAR	2	2				
16	4XV–2116A–00	APOYO 1	1	1				
17	90387–061K9	COLLAR	2	2				
18	5LV–2117F–00	CUBIERTA	1	1				
19	5LV–2117M–00	CUBIERTA	1	1				
20	90149–06298	TORNILLO DE REGLAJE	6	6				
21	4BH–2219X–00	CUBIERTA	2	2				
22	90464–20181	BRIDA	1	1				
23	90464–10190	BRIDA	1	1				
24	90464–08189	BRIDA	1	1				
25	90464–15195	BRIDA	1	1				
26	90464–25217	BRIDA	1	1				
27	3YX–2143A–00	TAPA	2	2				

FIG. 20 CUADRO

REF. Nº	CODIGO Nº	DESCRIPCION	1C21	1C25				OBSERVACIONES
28	1JK–21268–00	SELLO	3	3				

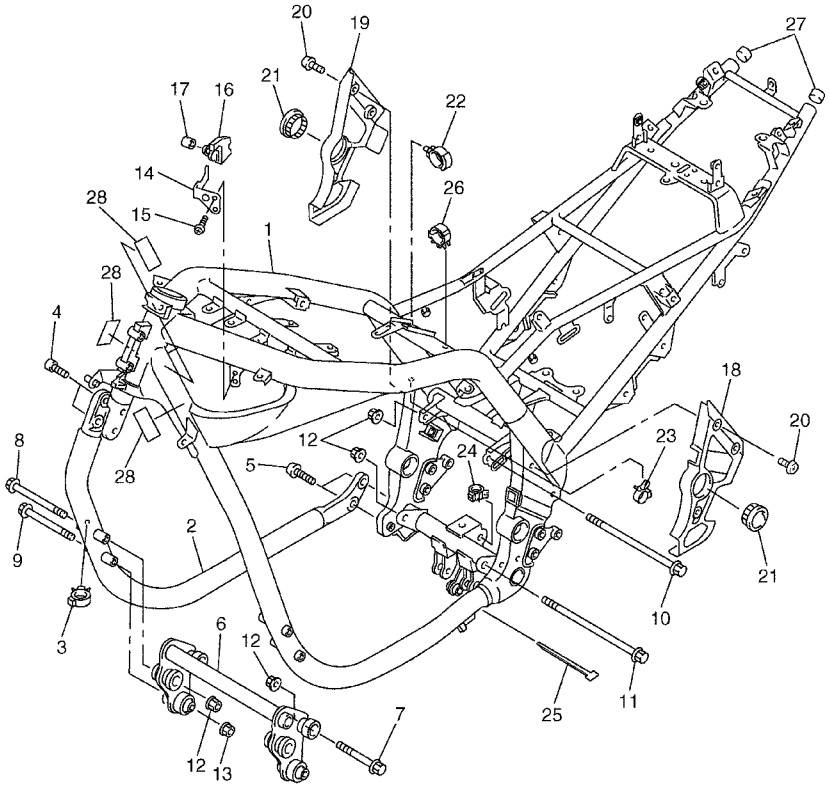

FWD

5LVH351-B201

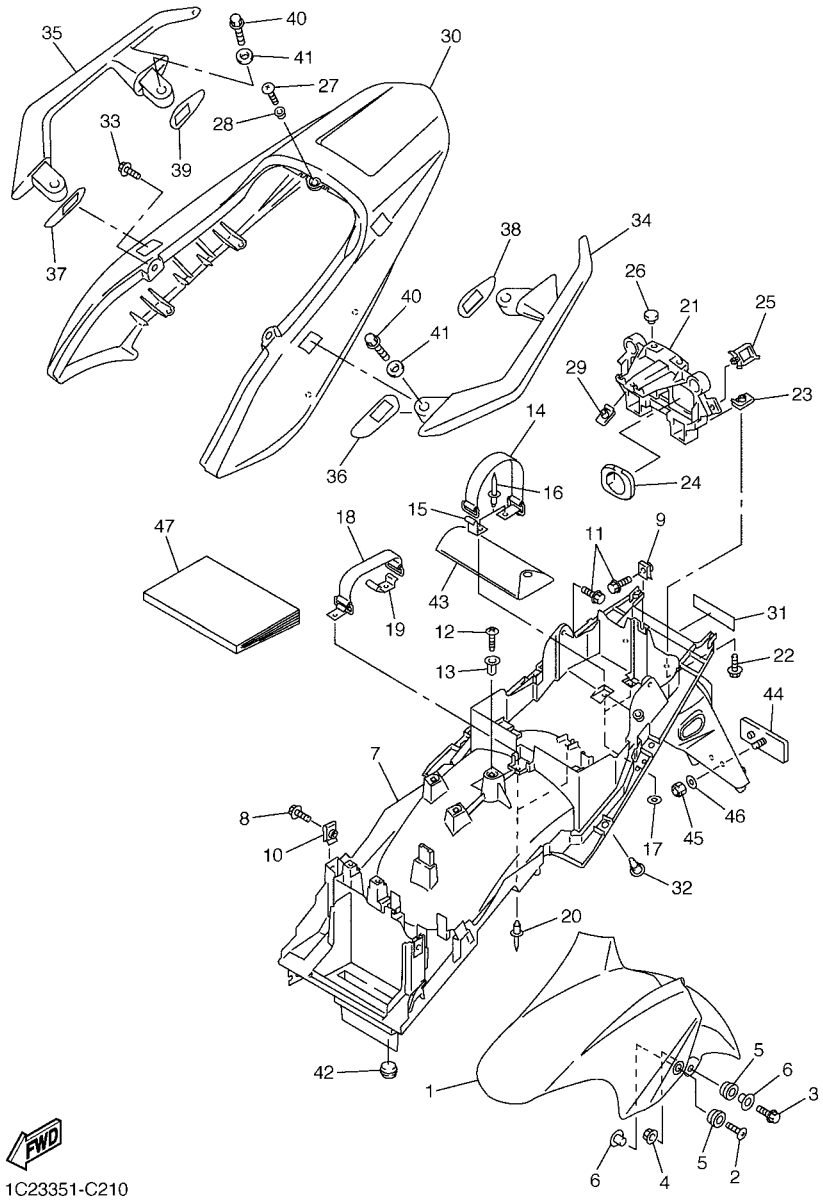

FIG. 21 GUARDABARRO

REF. Nº	CODIGO Nº	DESCRIPCION	1C21	1C25				OBSERVACIONES
1	5LV–21511–00–P3	GUARDABARRO DELANTERO	1					UR DPBML
	5LV–21511–00–P2	GUARDABARRO DELANTERO	1					UR S3
	5LV–21511–00–P5	GUARDABARRO DELANTERO		1				SMX PARA BS4
2	90154–06061	TORNILLO DE LIGAR	2	2				
3	95024–06025	PERNO, DE BRIDA	2	2				
4	90179–06009	TUERCA	2	2				
5	90480–12072	TAPON	4	4				
6	90387–065J6	COLLAR	4	4				
7	5LV–21611–00	GUARDABARRO TRASERO	1	1				
8	90119–06205	TORNILLO CON ARANDELA	2	2				
9	90183–06053	TUERCA DE RESORTE	1	1				
10	90183–06023	TUERCA DE RESORTE	2	2				
11	90119–06205	TORNILLO CON ARANDELA	3	3				
12	97707–60020	TORNILLO ROSCA HEMBRA	1	1				
13	90338–08226	TAPON	1	1				
14	4HM–21647–00	BANDA	1	1				
15	4HM–2162A–00	GANCHO	1	1				
16	90267–40076	REMACHE CIEGO	2	2				
17	90201–04018	ARANDELA PLANA	2	2				
18	4HM–82131–00	TIRANTE DE BATERIA	1	1				
19	5LV–2162A–00	GANCHO	1	1				
20	90267–40076	REMACHE CIEGO	2	2				
21	5LV–2117E–00	SOPORTE DE LANTERNA TRAZERA	1	1				
22	90119–06096	TORNILLO CON ARANDELA	2	2				
23	90183–06053	TUERCA DE RESORTE	2	2				
24	5JJ–2172X–00	CUBIERTA DE LUZ DE COLA	2	2				
25	90464–16025	BRIDA	1	1				

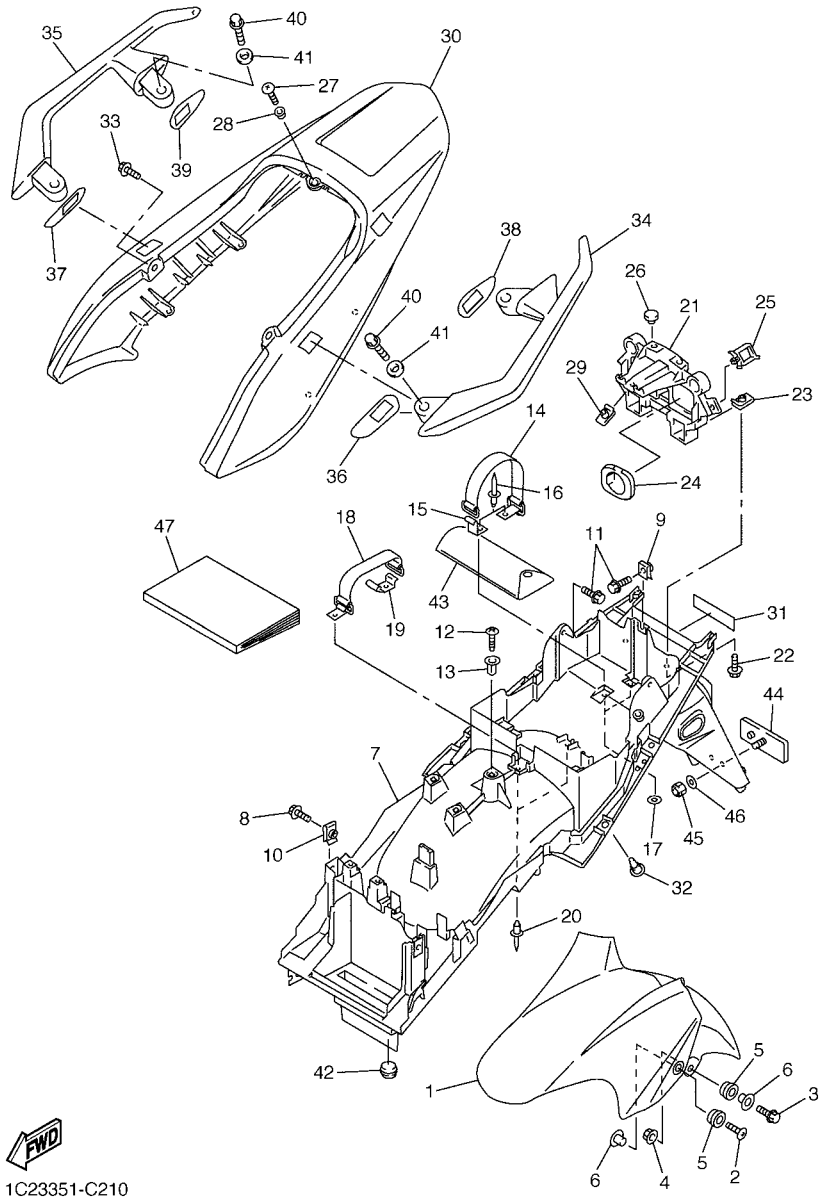

FIG. 21 GUARDABARRO

REF. Nº	CODIGO Nº	DESCRIPCION	1C21	1C25				OBSERVACIONES
26	3L7–24724–00	AMORTIGUADOR DE ASIENTO	2	2				
27	90150–05039	TORNILLO CABEZA REDONDA	1	1				
28	90387–06008	COLLAR	1	1				
29	90183–05061	TUERCA DE RESORTE	1	1				
30	5LV–21651–00–P3	TAPA DE GUARDABARRO TRAS.	1					UR DPBML
	5LV–21651–00–P2	TAPA DE GUARDABARRO TRAS.	1					UR S3
	5LV–21651–00–P4	TAPA DE GUARDABARRO TRAS.		1				SMX PARA BS4
31	99246–00080	EMBLEMA, YAMAHA	1	1				
32	90269–07077	REMACHE	4	4				
33	90109–063F1	PERNO	2	2				
34	5LV–2474A–00–P3	FIADOR DE EMPUNADURA	1					UR DPBML
	5LV–2474A–00–P2	FIADOR DE EMPUNADURA	1					UR S3
	5LV–2474A–00–P4	FIADOR DE EMPUNADURA		1				SMX PARA BS4
35	5LV–2474W–00–P3	FIADOR DE EMPUNADURA 2	1					UR DPBML
	5LV–2474W–00–P2	FIADOR DE EMPUNADURA 2	1					UR S3
	5LV–2474W–00–P4	FIADOR DE EMPUNADURA 2		1				SMX PARA BS4
36	5LV–24723–00	AMORTIGUADOR DE ASIENTO	1	1				
37	5LV–24724–00	AMORTIGUADOR DE ASIENTO	1	1				
38	5LV–24723–10	AMORTIGUADOR DE ASIENTO	1	1				
39	5LV–24724–10	AMORTIGUADOR DE ASIENTO	1	1				
40	95027–08025	PERNO, DE BRIDA	4	4				
41	90201–087F0	ARANDELA PLANA	4	4				
42	90480–14100	TAPON	2	2				
43	5LV–28100–00	JUEGO DE HERRAMIENTAS	1	1				
44	3Y6–85130–02	REFLECTOR TRASERO COMPLETO	1	1				
45	95607–05200	TUERCA DE AUTO-CIERRE	1	1				
46	90201–05725	ARANDELA PLANA	1	1				

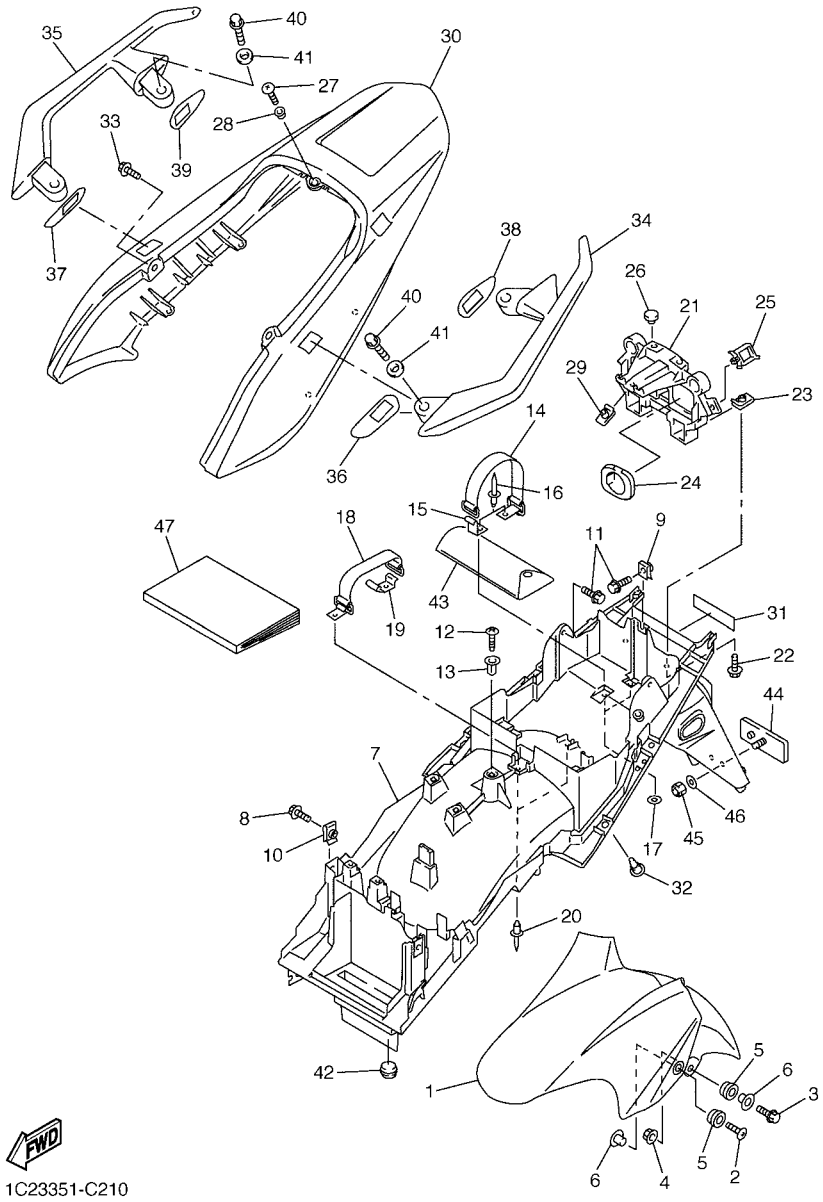

FIG. 21 GUARDABARRO

REF. Nº	CODIGO Nº	DESCRIPCION	1C21	1C25				OBSERVACIONES
47	1C2–28199–S0	MANUAL DEL PROPIETARIO	1	1				

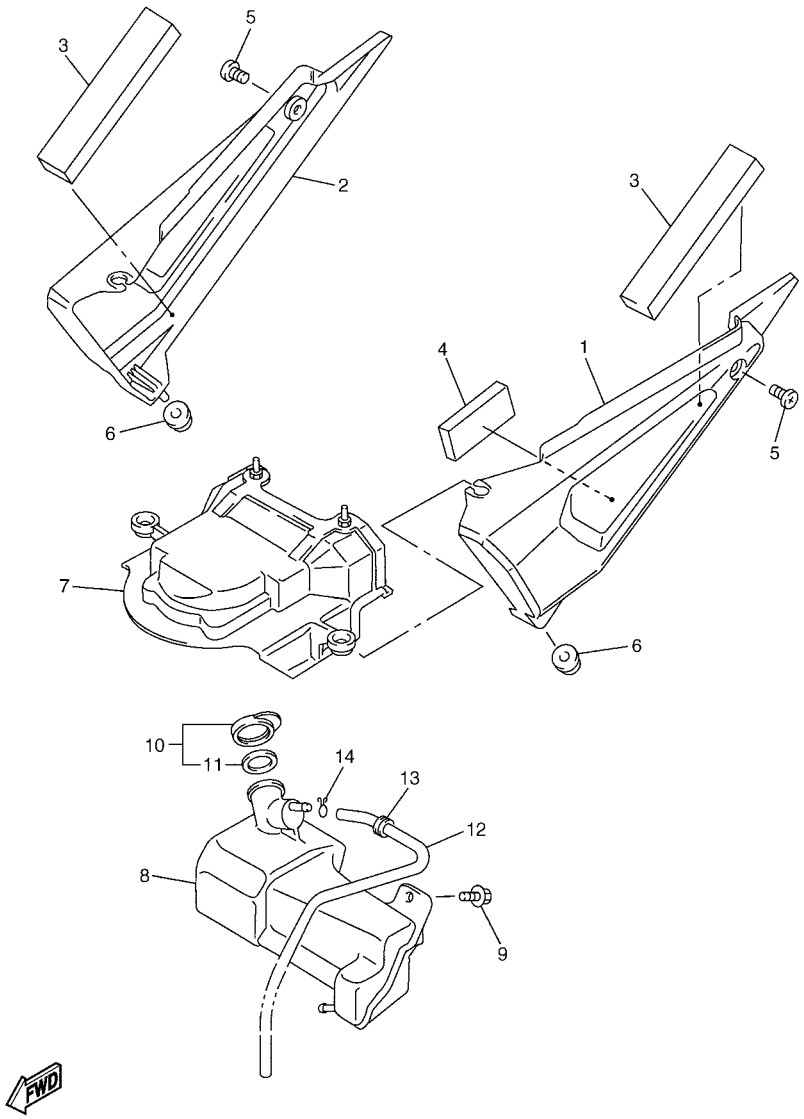

FIG. 22 CUBIERTA LATERAL

REF. Nº	CODIGO Nº	DESCRIPCION	1C21	1C25				OBSERVACIONES
1	5LV–21711–00	CUBIERTA LATERAL 1	1	1				
2	5LV–21721–00	CUBIERTA LATERAL 2	1	1				
3	5LV–2174X–00	AMORTIGUADOR	2	2				
4	4PT–28217–00	AMORTIGUADOR 1	1	1				
5	90149–06165	TORNILLO DE REGLAJE	2	2				
6	90480–13567	TAPON	2	2				
7	5LV–2172W–00	CUBIERTA	1	1				
8	5LV–21871–00	TANQUE DE RECUPERACION	1	1				
9	90119–06108	TORNILLO CON ARANDELA	2	2				
10	1AA–21815–00	TAPON	1	1				
11	1AA–21874–00	.CUNA	1	1				
12	90445–08007	TUBO	1	1				
13	90480–12613	TAPON	1	1				
14	90467–08003	PRESILLA	1	1				

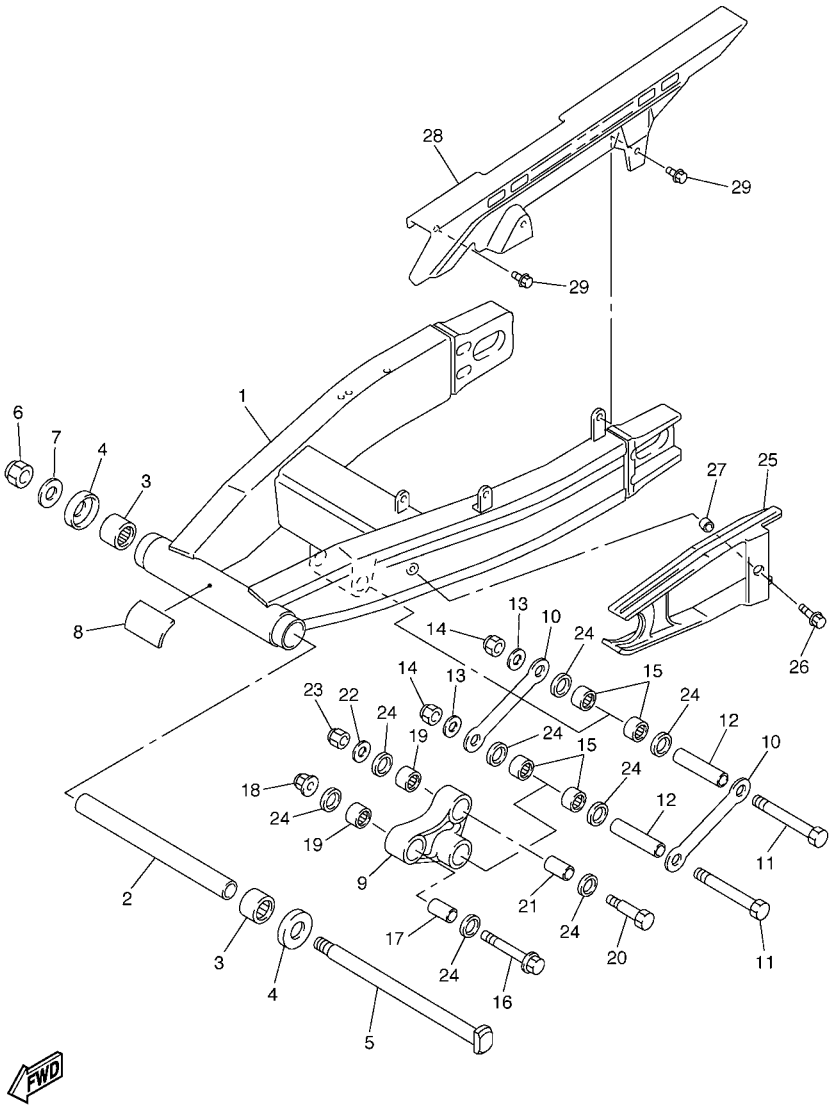

5LV1300-1230

FIG. 23 BRAZO TRASERO

REF. Nº	CODIGO Nº	DESCRIPCION	1C21	1C25				OBSERVACIONES
1	5LV–22110–00	BRAZO TRASERO COMPLETO	1					
	5LV–22110–10	BRAZO TRASERO COMPLETO		1				
2	3FV–22184–00	BUJE	1	1				
3	93315–42523	COJINETE DE RODILLOS	2	2				
4	5JJ–22128–00	TAPA DE EMPIJE 1	2	2				
5	3GM–22141–01	EJE DEL BARCULANTE	1	1				
6	90185–18104	TUERCA AUTOBLOCANTE	1	1				
7	90201–186M4	ARANDELA PLANA	1	1				
8	4DN–21268–00	SELLO	1	1				
9	5LV–2217A–00	BRAZO REEURIO	1	1				
10	5LV–2217M–00	BRAZO 1	2	2				
11	90101–12749	TORNILLO	2	2				
12	90387–126Y1	COLLAR	2	2				
13	92907–12600	ARANDELA	2	2				
14	90185–12119	TUERCA AUTOBLOCANTE	2	2				
15	93317–21746	COJINETE	4	4				
16	90105–10376	TORNILLO	1	1				
17	90387–102R4	COLLAR	1	1				
18	95607–10200	TUERCA DE AUTO-CIERRE	1	1				
19	93317–31771	COJINETE	2	2				
20	90101–10659	TORNILLO	1	1				
21	90387–127W0	COLLAR	1	1				
22	90201–101J1	ARANDELA PLANA	1	1				
23	95617–10100	PERNO DE PUNTAL	1	1				
24	93109–17071	SELLO ACEITE	8	8				
25	5LV–22151–01	SELLO DE GUARDA	1	1				
26	90119–06118	TORNILLO CON ARANDELA	1	1				

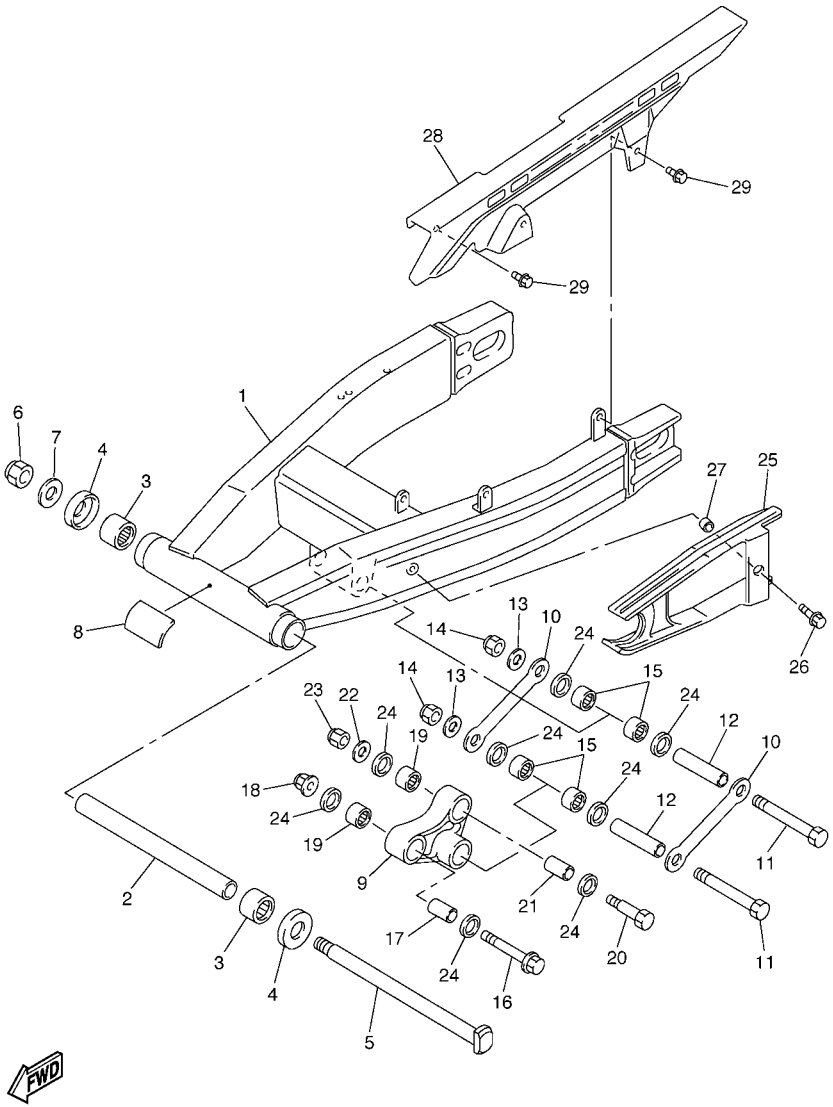

5LV1300-1230

FIG. 23 BRAZO TRASERO

REF. Nº	CODIGO Nº	DESCRIPCION	1C21	1C25				OBSERVACIONES
27	90387–06022	COLLAR	1	1				
28	5LV–22311–00	CABRECADENA	1	1				
29	90119–06007	TORNILLO CON ARANDELA	3	3				

FIG. 24 SUSPENSION TRASERO

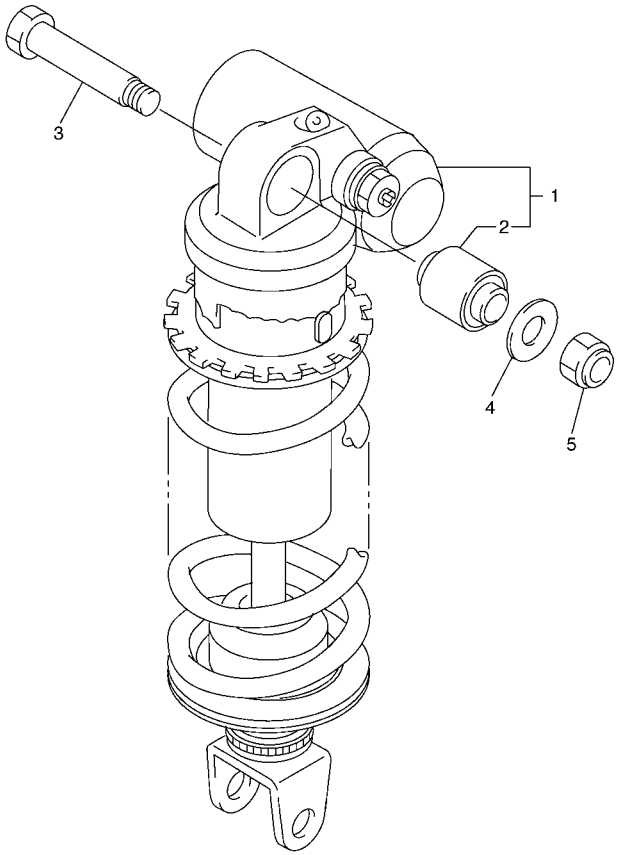

5LV1300-1240

REF. Nº	CODIGO Nº	DESCRIPCION	1C21	1C25				OBSERVACIONES
1	5LV–22210–00	AMORTIGUADOR TRASERO COMPLETO	1	1				
2	3YF–22216–01	.BUJE DEL AMORTIGUADOR TRASERO	1	1				
3	90109–10662	PERNO	1	1				
4	90201–101J1	ARANDELA PLANA	1	1				
5	95607–10100	TUERCA AUTOBLOCANTE	1	1				

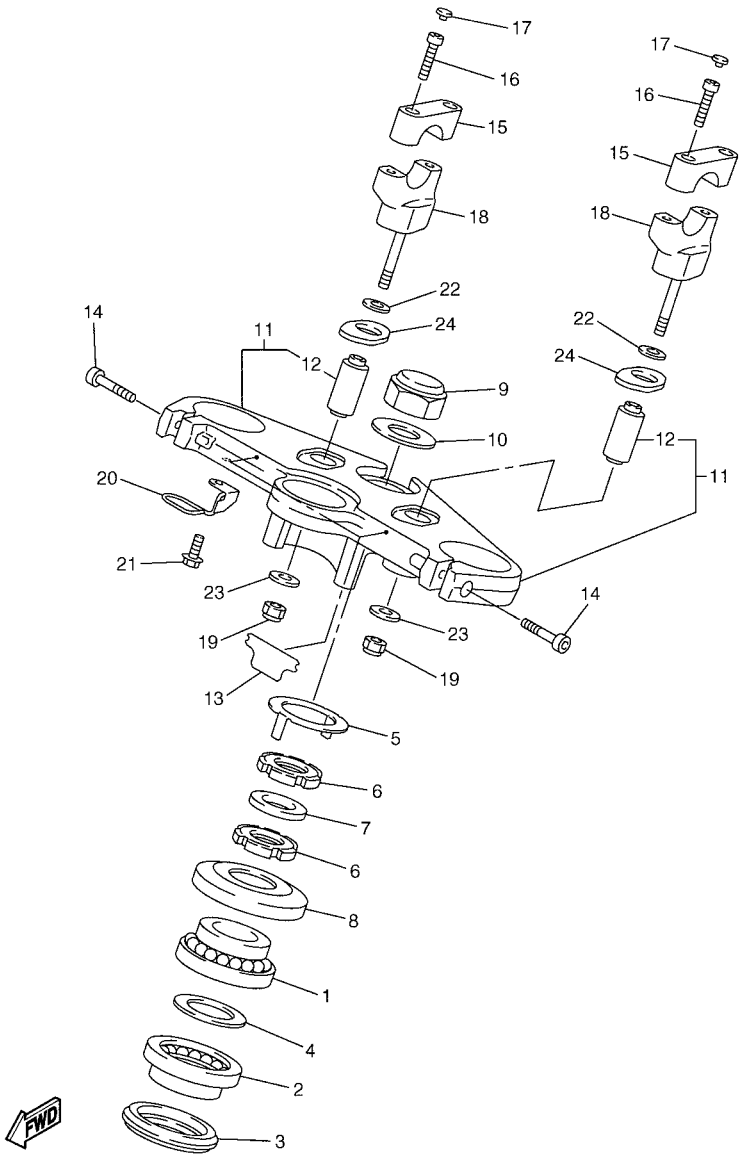

5LV8300-2250

FIG. 25 DIRECCION

REF. Nº	CODIGO Nº	DESCRIPCION	1C21	1C25				OBSERVACIONES
1	93399–99931	COJINETE	1	1				
2	93399–99932	COJINETE	1	1				
3	3FV–23462–00	RETEN DE DIRECCION	1	1				
4	90202–24190	ARANDELA DE PLANA	1	1				
5	26H–23418–01	ARANDELA ESPECIAL	1	1				
6	90179–25033	TUERCA	2	2				
7	90202–26142	ARANDELA DE PLANA	1	1				
8	1W1–23416–00	CUBIERTA DE BASE DE BOLA 2	1	1				
9	90176–22081	TUERCA CORONA	1	1				
10	90201–220T0	ARANDELA PLANA	1	1				
11	5LV–W2341–00	FIJADOR DE MANIJA	1	1				
12	3VD–23434–00	.SOPORTE DE AMORTIGUADOR	2	2				
13	5LV–23472–00	PROTECTOR	2	2				
14	91314–08030	PERNO	2	2				
15	4H7–23441–00–98	SOPORTE DE MANUBRIO	2	2				LGB
16	91317–08030	PERNO	4	4				
17	341–23469–00	TAPA DE PERNO	4	4				
18	5LV–23442–01	SOPORTE DE MANUBRIO INFERIOR	2	2				
19	95607–10100	TUERCA AUTOBLOCANTE	2	2				
20	5LV–23317–01	SOSTEN DE CABLE	1	1				
21	95027–06010	PERNO, DE BRIDA	1	1				
22	92907–10200	ARANDELA	2	2				
23	90201–10141	ARANDELA PLANA	2	2				
24	5LV–23445–00	AMORTIGUADOR	2	2				

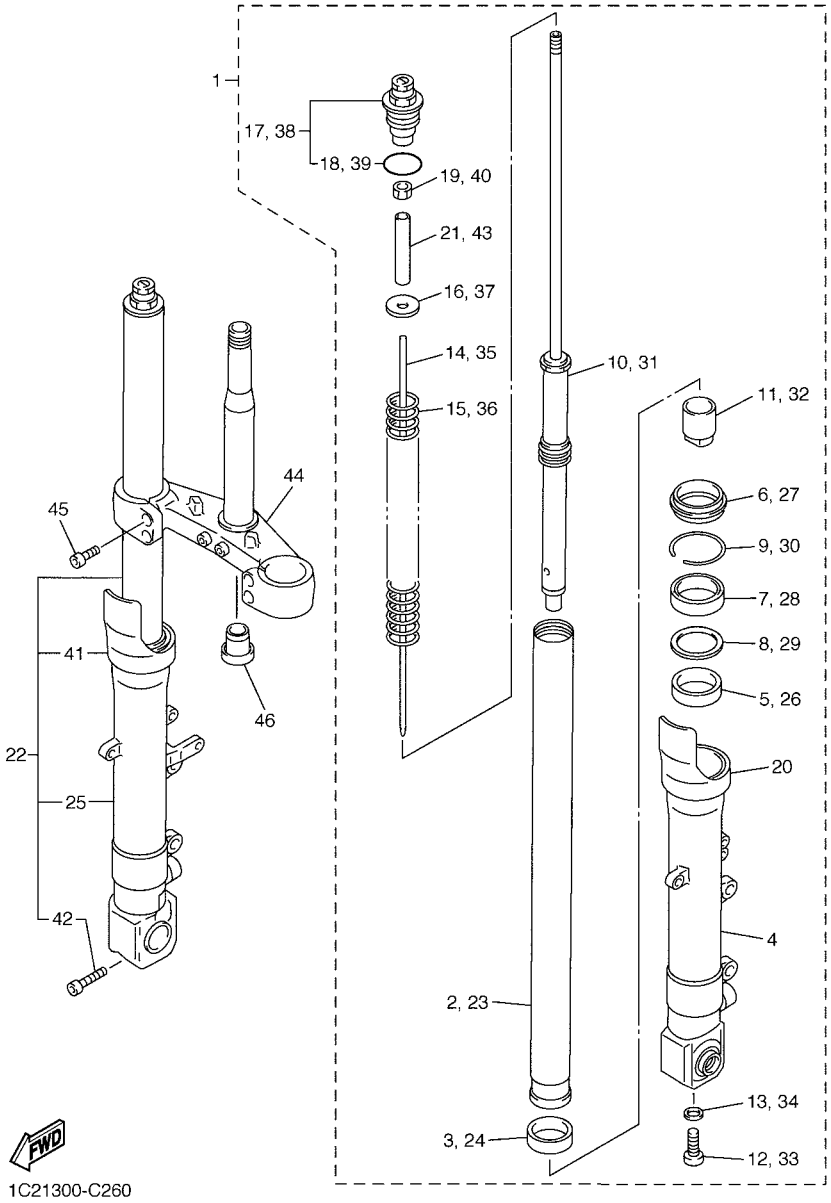

FIG. 26 HORQUILLA DELANTERA

REF. Nº	CODIGO Nº	DESCRIPCION	1C21	1C25				OBSERVACIONES
1	5LV–23102–10	HORQUILLA DELANTERA COMPL.(MI)	1	1				
2	5LV–23110–00	.TUBO INTERIOR COMPLETO 1	1	1				
3	4TX–23135–A0	.METAL CORREDIZO 2	1	1				
4	5LV–23106–00	.TUBO EXTERIOR COMPLETO (MI)	1	1				
5	4TX–23125–A0	.METAL CORREDIZO 1	1	1				
6	4TX–23144–00	.GUARDAPOLVO	1	1				
7	4TX–23145–00	.RETEN DE ACEITE	1	1				
8	4TX–23115–00	.GUIA DE CUBIERTA SUPERIOR	1	1				
9	4TX–23156–00	.PRESILLA DEL RETEN DE ACEITE	1	1				
10	5LV–23170–00	.CILINDRO COMPL DE HORQ DELAN	1	1				
11	5LV–23173–00	.VASTAGO AHUSADO	1	1				
12	90110–10N52	.TORNILLO ALLEN	1	1				
13	90430–10171	.JUNTA	1	1				
14	5LV–2318Y–00	.EMBOLO	1	1				
15	5LV–23141–00	.RESORTE HORQUILLA DELANT.	1	1				
16	90201–10321	.ARANDELA PLANA	1	1				
17	5LV–23111–10	.TAPON	1	1				
18	93210–34504	..ANILLO O	1	1				
19	95307–10600	.TUERCA	1	1				
20	4TX–2331G–00	.CUBIERTA	1	1				
21	5LV–23118–00	.SEPARADOR	1	1				
22	5LV–23103–10	HORQUILLA DELANTERA COMPL.(MD)	1	1				
23	5LV–23110–00	.TUBO INTERIOR COMPLETO 1	1	1				
24	4TX–23135–A0	.METAL CORREDIZO 2	1	1				
25	5LV–23107–00	.TUBO EXTERIOR COMPLETO (MD)	1	1				
26	4TX–23125–A0	.METAL CORREDIZO 1	1	1				
27	4TX–23144–00	.GUARDAPOLVO	1	1				

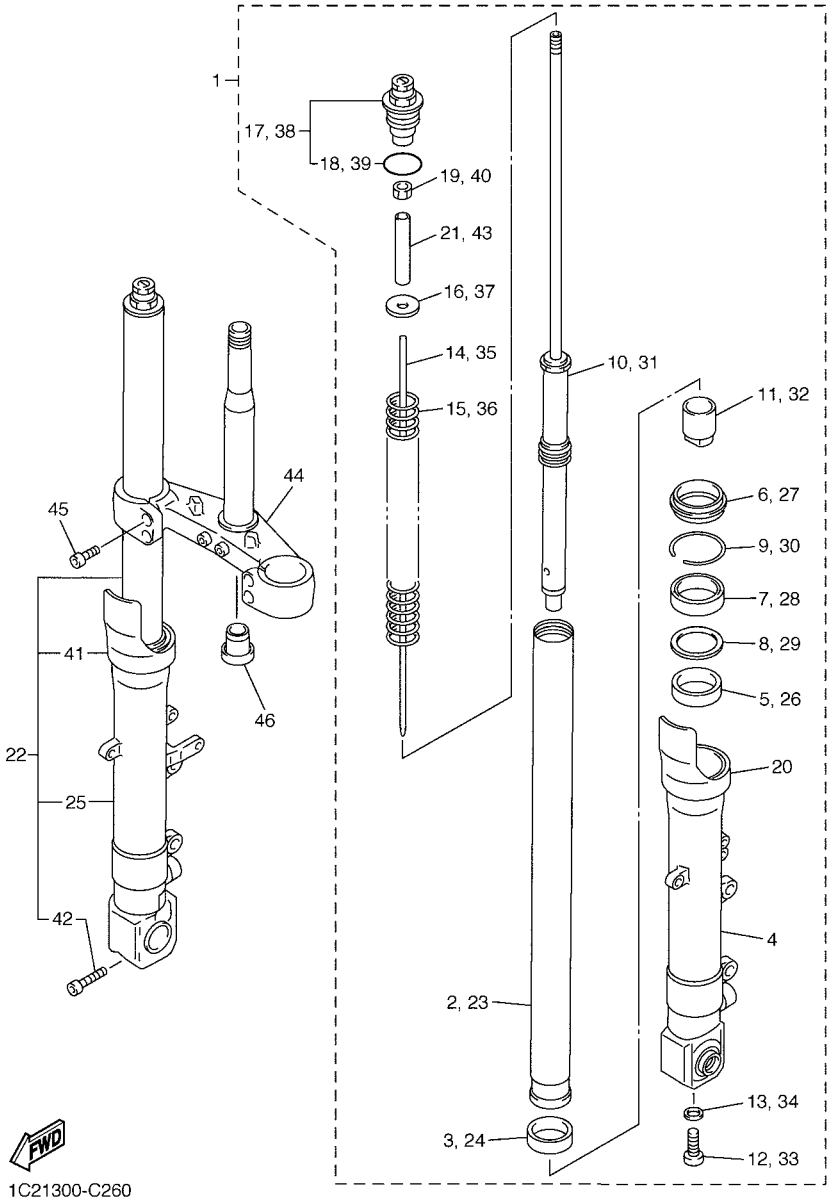

FIG. 26 HORQUILLA DELANTERA

REF. Nº	CODIGO Nº	DESCRIPCION	1C21	1C25				OBSERVACIONES
28	4TX–23145–00	.RETEN DE ACEITE	1	1				
29	4TX–23115–00	.GUIA DE CUBIERTA SUPERIOR	1	1				
30	4TX–23156–00	.PRESILLA DEL RETEN DE ACEITE	1	1				
31	5LV–23170–00	.CILINDRO COMPL DE HORQ DELAN	1	1				
32	5LV–23173–00	.VASTAGO AHUSADO	1	1				
33	90110–10N52	.TORNILLO ALLEN	1	1				
34	90430–10171	.JUNTA	1	1				
35	5LV–2318Y–00	.EMBOLO	1	1				
36	5LV–23141–00	.RESORTE HORQUILLA DELANT.	1	1				
37	90201–10321	.ARANDELA PLANA	1	1				
38	5LV–23111–10	.TAPON	1	1				
39	93210–34504	..ANILLO O	1	1				
40	95307–10600	.TUERCA	1	1				
41	4TX–2331G–00	.CUBIERTA	1	1				
42	91314–08045	.PERNO	1	1				
43	5LV–23118–00	.SEPARADOR	1	1				
44	5LV–23340–00	PLATINA INFERIOR COMPLETA	1	1				
45	91314–08025	PERNO	4	4				
46	4KM–23123–01	CUBIERTA INFERIOR 1	1	1				

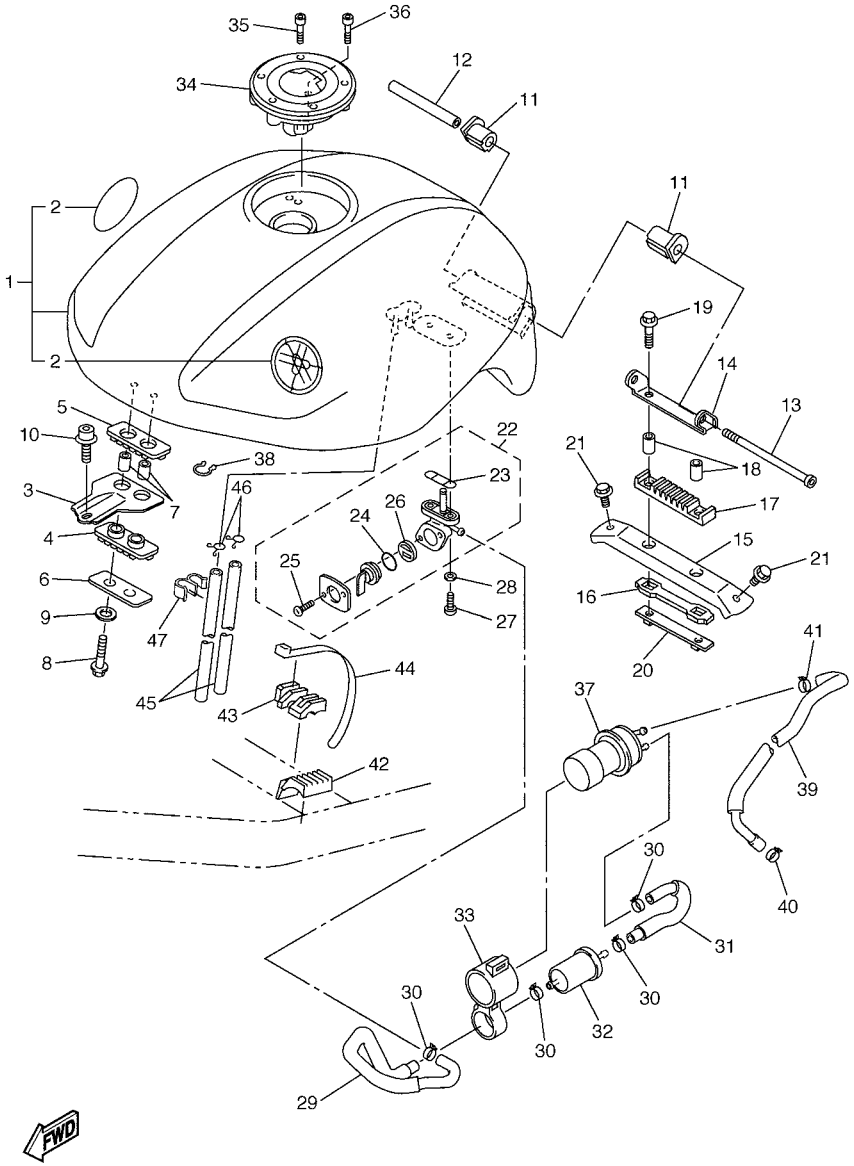

FIG. 27 DEPOSITO DE COMBUSTIBLE

REF. Nº	CODIGO Nº	DESCRIPCION	1C21	1C25				OBSERVACIONES
1	5LV–Y2410–10–X3	DEPOSITO DE COMBUSTIBLE COMP.	1					UR DPBML
	5LV–Y2410–10–X6	DEPOSITO DE COMBUSTIBLE COMP.	1					UR S3
	5LV–Y2410–10–X4	DEPOSITO DE COMBUSTIBLE COMP.		1				BS4
2	5VX–2411B–00	.MARCA	2	2				
3	5LV–24191–01	SOPORTE DEPOSITO DE COMBUST.1	1	1				
4	5LV–24181–10	AMORTIGUADOR DE MONTAJE 1	1	1				
5	5LV–24183–10	AMORTIGUADOR DE MONTAJE 3	1	1				
6	2GH–24186–00	ARANDELA ESPECIAL	1	1				
7	90387–06299	COLLAR	2	2				
8	97027–06030	PERNO	2	2				
9	92907–06600	ARANDELA	2	2				
10	90109–081G0	PERNO	1	1				
11	4YR–24181–00	AMORTIGUADOR DE MONTAJE 1	2	2				
12	90387–061W9	COLLAR	1	1				
13	91317–06110	PERNO	1	1				
14	5DM–21346–00	SOPORTE, ACCESORIO DE DEPOSITO	1	1				
15	5LV–21346–00	SOPORTE, ACCESORIO DE DEPOSITO	1	1				
16	5LV–24181–00	AMORTIGUADOR DE MONTAJE 1	1	1				
17	5DM–24181–00	AMORTIGUADOR DE MONTAJE 1	1	1				
18	90387–06299	COLLAR	2	2				
19	95807–06025	TUERCA DE REBORDE	2	2				
20	5DM–21296–00	TUERCA	1	1				
21	95827–06010	TUERCA DE REBORDE	2	2				
22	2VN–24500–01	GRIFO DE COMBUSTIBLE 1	1	1				
23	4X8–24512–00	.EMPAQUE	1	1				
24	3AJ–24534–00	.SELLO DE GRIFO	1	1				
25	98507–03008	.TORNILLO DE CABEZA PLANA	2	2				

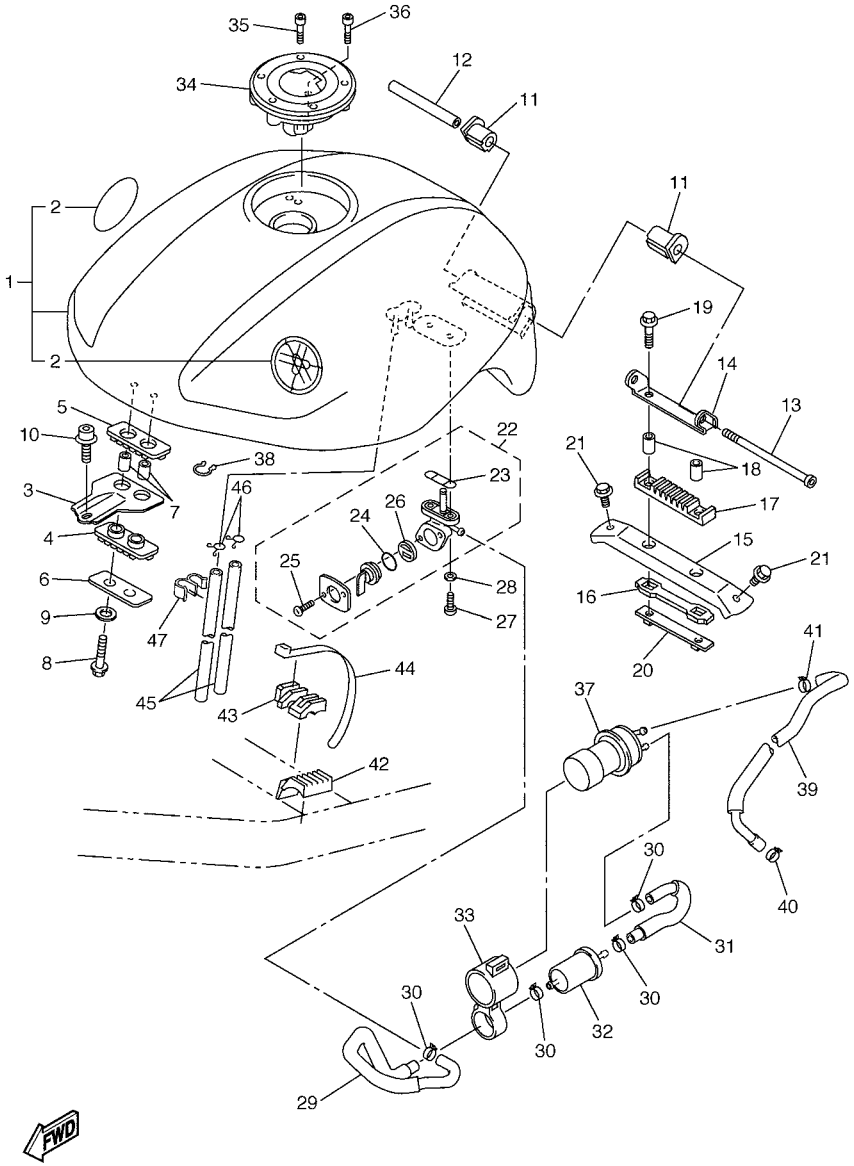

FIG. 27 DEPOSITO DE COMBUSTIBLE

REF. Nº	CODIGO Nº	DESCRIPCION	1C21	1C25				OBSERVACIONES
26	3AJ–24523–00	.VALVULA	1	1				
27	90149–06011	TORNILLO DE REGLAJE	2	2				
28	90202–05193	ARANDELA DE PLANA	2	2				
29	5LV–24311–00	TUBO DE COMBUSTIBLE 1	1	1				
30	90467–12124	PRESILLA	4	4				
31	5LV–24312–00	TUBO 2	1	1				
32	1FK–24560–10	FILTRO COMPLETO	1	1				
33	5LV–24398–00	BANDA 1	1	1				
34	5JJ–24602–00	TAPON COMPLETO	1	1				
35	90110–05112	TORNILLO ALLEN	3	3				
36	91317–05010	PERNO	1	1				
37	4SV–13907–02	BOMBA DE COMBUSTIBLE COMPLETA	1	1				
38	90464–44109	BRIDA	1	1				
39	5LV–13971–00	ANILLO DE ESPACIADOR	1	1				
40	90467–13114	PRESILLA	1	1				
41	90467–12124	PRESILLA	1	1				
42	5LV–24182–00	AMORTIGUADOR DE MONTAJE 2	2	2				
43	5LV–24183–00	AMORTIGUADOR DE MONTAJE 3	1	1				
44	1UA–82591–00	BANDA	1	1				
45	90445–10021	TUBO	2	2				
46	90467–09006	PRESILLA	2	2				
47	90464–09M31	BRIDA	1	1				

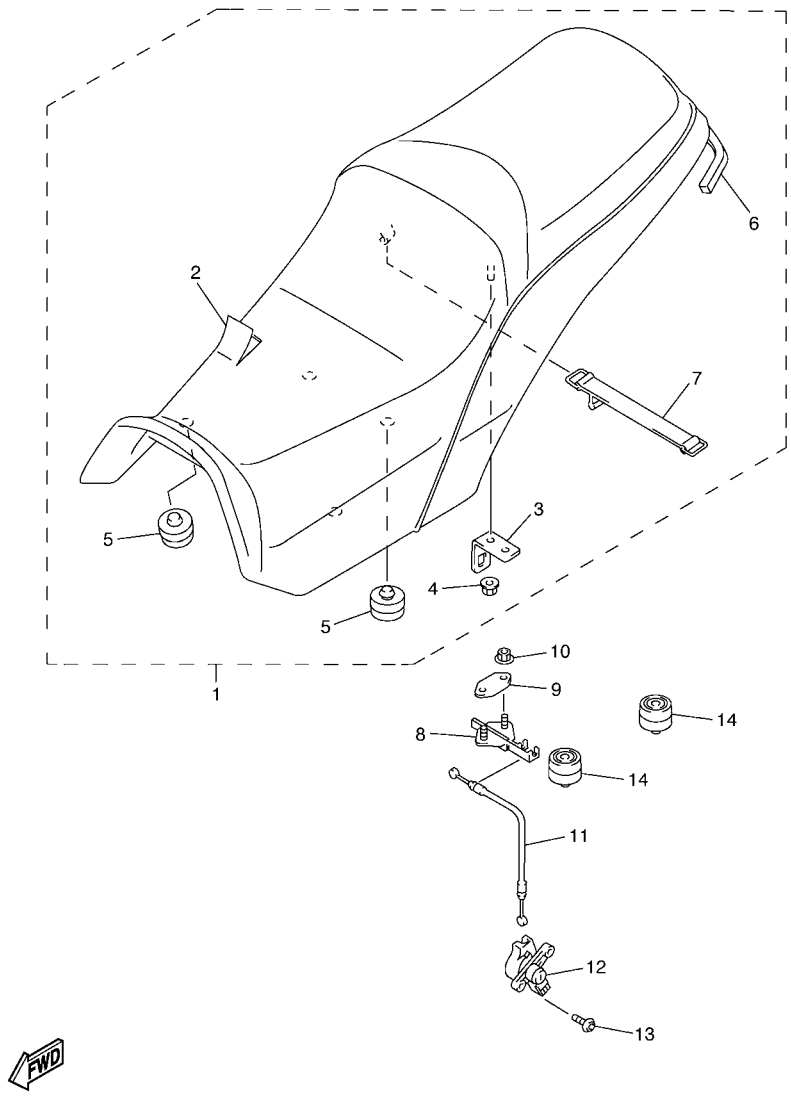

5LV1300-1280

FIG. 28 ASIENTO

REF. Nº	CODIGO Nº	DESCRIPCION	1C21	1C25				OBSERVACIONES
1	5LV–24730–10	SILLIN DOBLE COMPLETO	1	1				
2	5LV–2470F–10	.FUNDADE SILLIN	1	1				
3	4HM–24728–00	.SOPORTE DE ASIENTO	1	1				
4	90179–06635	.TUERCA	1	1				
5	1T4–24741–00	.COJIN DE ASIENTO	4	4				
6	5LV–24737–00	.AMORTIGUADOR DE ASIENTO	1	1				
7	4J2–82131–01	.TIRANTE DE BATERIA	1	1				
8	4BP–24705–00	CIERRE DE SILLIN COMPLETO	1	1				
9	4BP–24792–00	PLACA	1	1				
10	95707–06500	TUERCA DE BRIDA	2	2				
11	4HM–2478E–00	CABLE	1	1				
12	3YX–21308–00	PORTACASCO COMPLETO	1	1				
13	90149–06308	TORNILLO DE REGLAJE	2	2				
14	1T4–24741–00	COJIN DE ASIENTO	4	4				

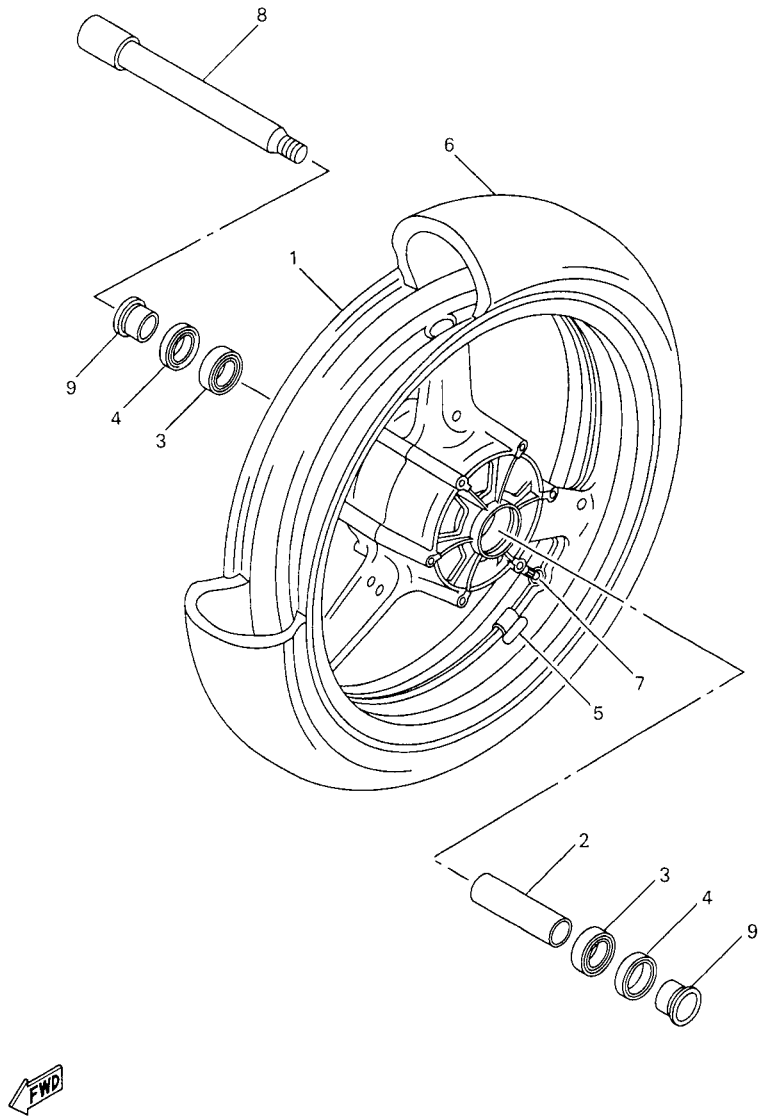

FIG. 29 RUEDA DELANTERA

REF. Nº	CODIGO Nº	DESCRIPCION	1C21	1C25				OBSERVACIONES
1	4XV–25168–01–98	RUEDA FUNDIDA DELANTERA	1	1				LGB
2	4XV–25117–00	ESPACIADOR DE COJINETE	1	1				
3	93306–00420	COJINETE (B6004)	2	2				
4	93106–28043	RETEN DE ACEITE	2	2				
5	5MT–25398–00	BALANCEADOR DE RUEDA (10G)	1	1				UN
	5MT–25398–10	BALANCEADOR DE RUEDA (20G)	1	1				UN
	5MT–25398–20	BALANCEADOR DE RUEDA (30G)	1	1				UN
6	*	NEUMATICO (120/70ZR17M/C 58W)	1	1				LM METZELER
7	93900–00030	VALVULA DE ARO (TR412)	1	1				TAIHEIYO
8	4XV–25181–00	EJE DE LA RUEDA	1	1				
9	90387–2200T	COLLAR	2	2				

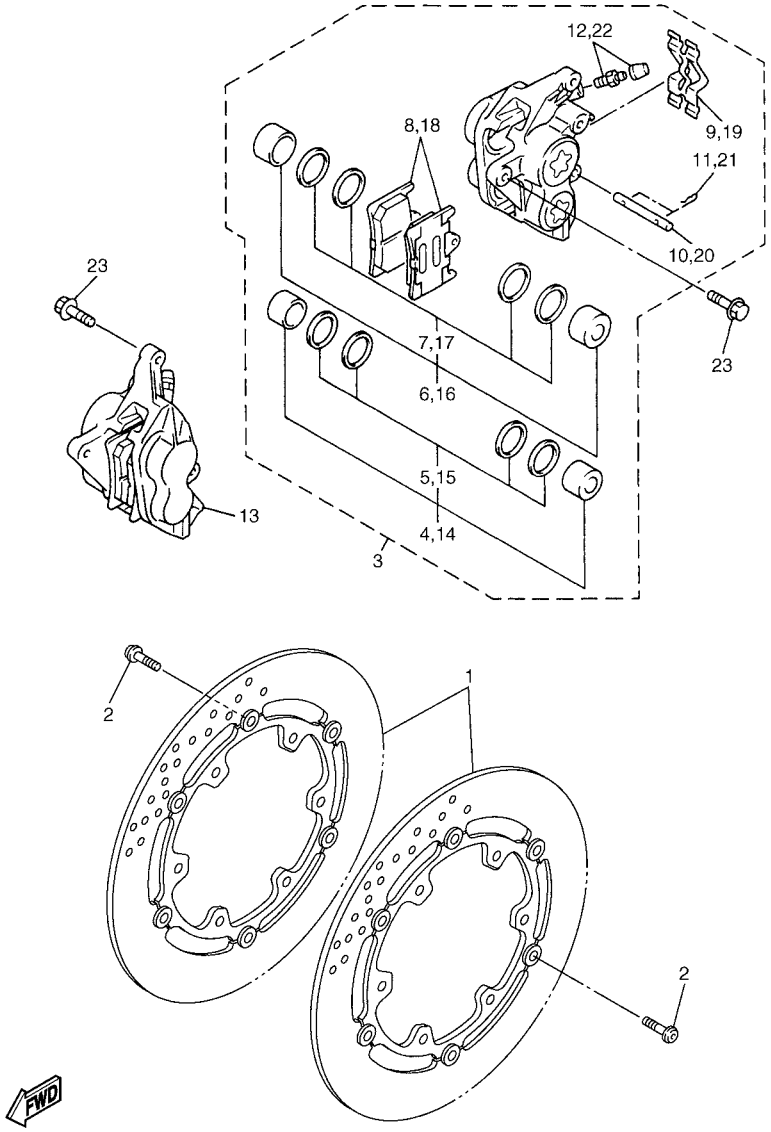

FIG. 30 CALIBRE FRENO DELANTERA

REF. Nº	CODIGO Nº	DESCRIPCION	1C21	1C25				OBSERVACIONES
1	5PX–2581T–00	DISCO DE FRENO	2	2				
2	90109–064G6	PERNO	12	12				
3	5DM–2580T–00	CALIBRE COMPLETO (IZQUIERDO)	1	1				
4	4SV–W0057–00	.PISTON COMPLETO PINZA	1	1				
5	3MA–W0047–10	..JUEGO DE RETENES DE PINZA	1	1				
6	4SV–W0057–10	.PISTON COMPLETO PINZA	1	1				
7	3GM–W0047–10	..JUEGO DE RETENES DE PINZA	1	1				
8	4SV–W0045–00	.JUEGO DE COJIN DE FRENO	1	1				
9	4SV–25919–00	.SOPORTE DE PASTILLAS	1	1				
10	4SV–25924–00	.PASADOR	1	1				
11	3GM–25925–00	.PRESILLA	2	2				
12	1J3–W0048–00	.CJTO TORNILLO DE PURGA	1	1				
13	5DM–2580U–00	CALIBRE COMPLETO (DERECO)	1	1				
14	4SV–W0057–00	.PISTON COMPLETO PINZA	1	1				
15	3MA–W0047–10	..JUEGO DE RETENES DE PINZA	1	1				
16	4SV–W0057–10	.PISTON COMPLETO PINZA	1	1				
17	3GM–W0047–10	..JUEGO DE RETENES DE PINZA	1	1				
18	4SV–W0045–00	.JUEGO DE COJIN DE FRENO	1	1				
19	4SV–25919–00	.SOPORTE DE PASTILLAS	1	1				
20	4SV–25924–00	.PASADOR	1	1				
21	3GM–25925–00	.PRESILLA	2	2				
22	1J3–W0048–00	.CJTO TORNILLO DE PURGA	1	1				
23	90105–105A7	TORNILLO	4	4				

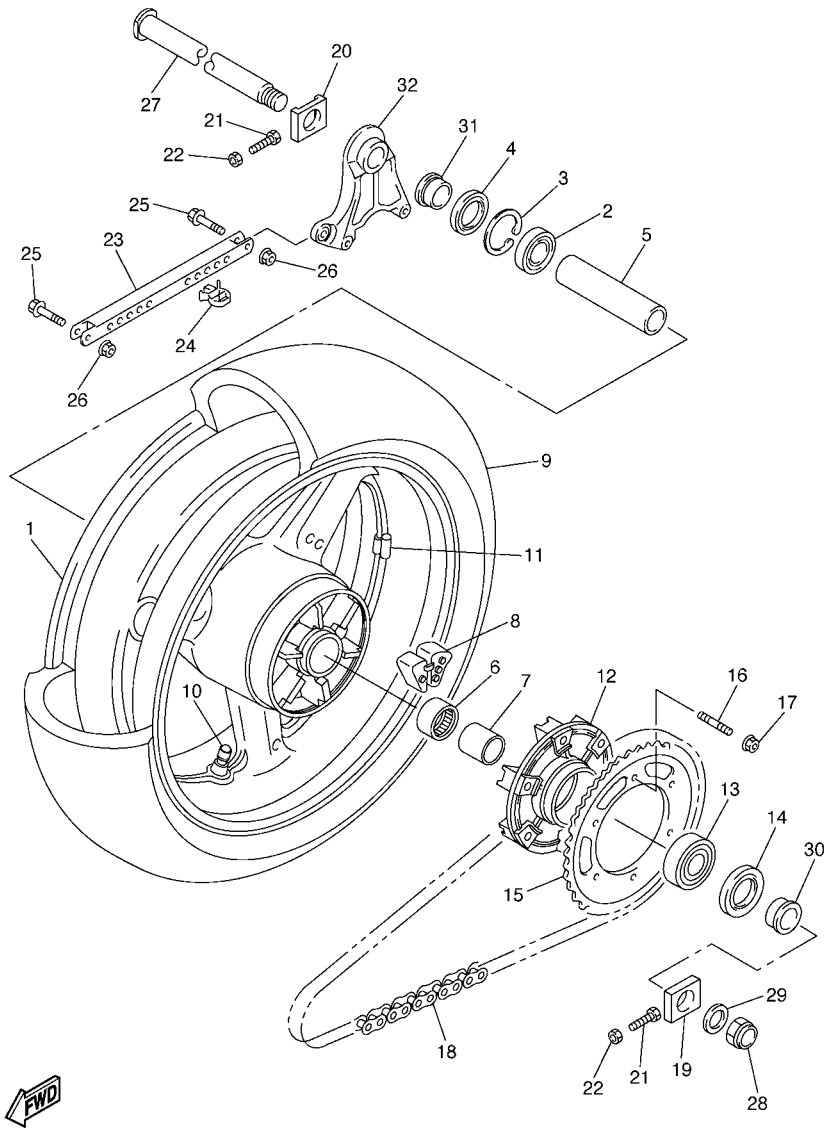

5LV1300-1310

FIG. 31 RUEDA TRASERA

REF. Nº	CODIGO Nº	DESCRIPCION	1C21	1C25				OBSERVACIONES
1	5LV–25338–00–98	RUEDA FUNDIDA TRASERA	1	1				LGB
2	93306–07806	COJINETE	1	1				
3	99009–52500	PRESILLA REDONDA	1	1				
4	93106–35042	RETEN DE ACEITE	1	1				
5	5LV–25317–00	ESPACIADOR DE COJINETE	1	1				
6	93317–43580	COJINETE	1	1				
7	4XV–25383–00	COLLAR DE RUEDA	1	1				
8	5LV–25364–00	AMORTIGUADOR	6	6				
9	*	NEUMATICO (180/55ZR17M/C 73W)	1	1				LM METZELER
10	93900–00030	VALVULA DE ARO (TR412)	1	1				TAIHEIYO
11	5MT–25398–00	BALANCEADOR DE RUEDA (10G)	1	1				UN
	5MT–25398–10	BALANCEADOR DE RUEDA (20G)	1	1				UN
	5MT–25398–20	BALANCEADOR DE RUEDA (30G)	1	1				UN
12	5JJ–25366–00	EMBRAGUE DE MASA	1	1				
13	93306–20531	COJINETE	1	1				
14	93106–40013	RETEN DE ACEITE	1	1				
15	5LV–25444–00	CORONA (44T)	1	1				
16	90116–10485	ESPARRAGO	6	6				
17	95607–10200	TUERCA DE AUTO-CIERRE	6	6				
18	94582–05116	CADENA (DID50VA8-116LE)	1	1				
19	4XV–25388–00	TIRADOR DE CADENA 1	1	1				
20	4XV–25389–00	TIRADOR DE CADENA 2	1	1				
21	90101–08766	TORNILLO	2	2				
22	95307–08600	TUERCA	2	2				
23	5LV–25371–00	BARRA TENSORA	1	1				
24	90464–23239	BRIDA	1	1				
25	90105–083A9	TORNILLO	2	2				

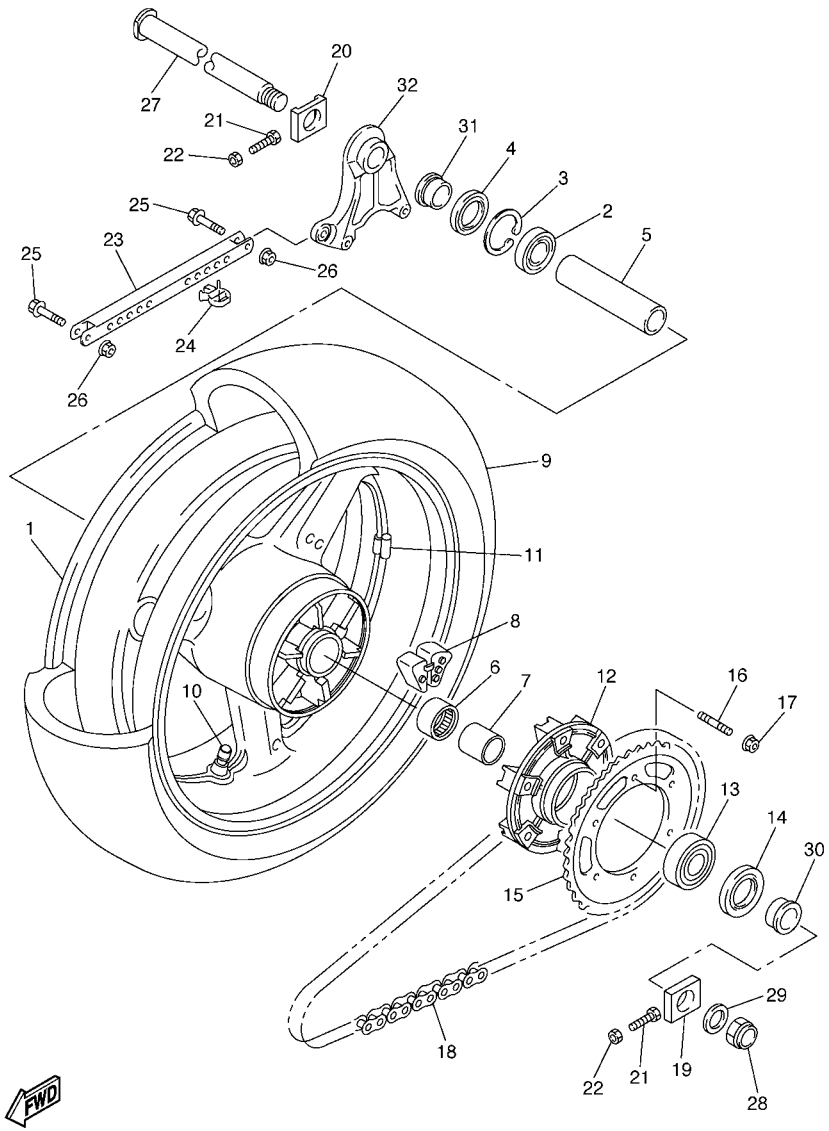

5LV1300-1310

FIG. 31 RUEDA TRASERA

REF. Nº	CODIGO Nº	DESCRIPCION	1C21	1C25				OBSERVACIONES
26	95607–08200	TUERCA DE AUTO-CIERRE	2	2				
27	4FM–25381–10	EJE DE RUEDA	1	1				
28	90185–24165	TUERCA AUTOBLOCANTE	1	1				
29	90201–24013	ARANDELA PLANA	1	1				
30	90387–28001	COLLAR	1	1				
31	5LV–25383–00	COLLAR DE RUEDA	1	1				
32	5LV–25819–00	SOPORTE DE CALIBRE	1	1				

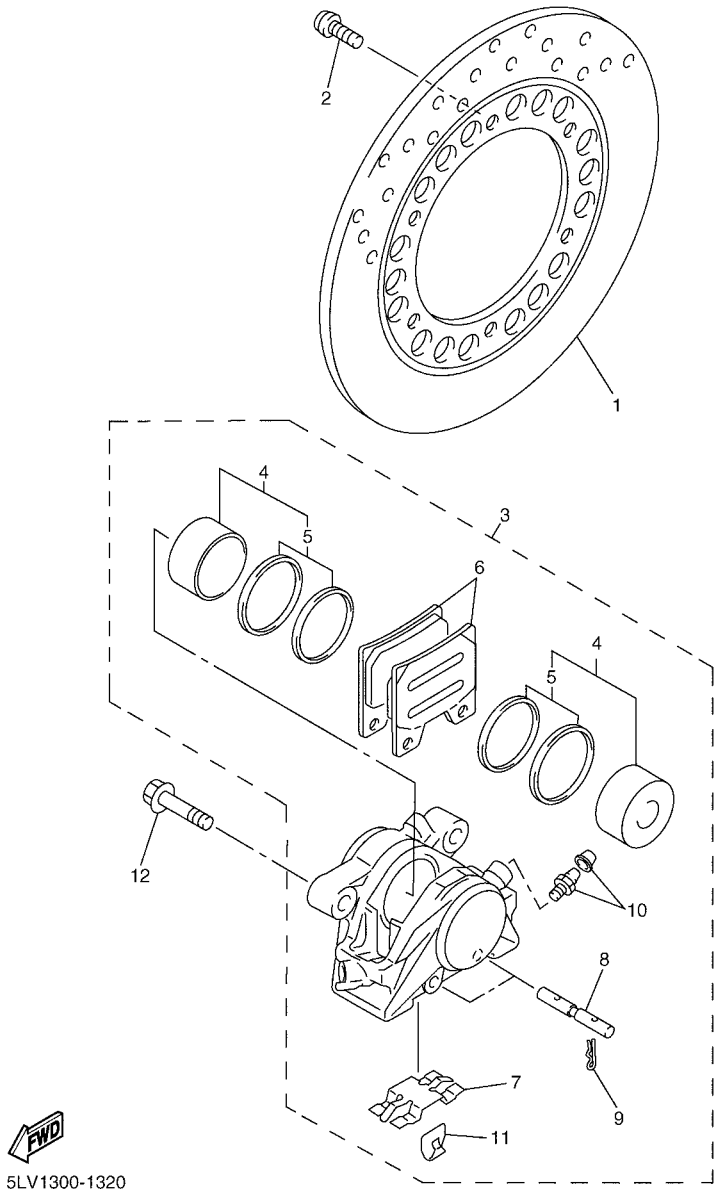

FIG. 32 CALIBRE FRENO TRASERA

REF. Nº	CODIGO Nº	DESCRIPCION	1C21	1C25				OBSERVACIONES
1	3GM–2582W–A0	DISCO DE FRENO TRASEROS 2	1	1				
2	90109–083G4	PERNO	6	6				
3	5LV–2580W–00	CALIBRE COMPLETO TRASEROS 2	1	1				
4	5EA–W0057–50	.PISTON COMPLETO PINZA	1	1				
5	5EA–W0047–50	..JUEGO DE RETENES DE PINZA	1	1				
6	5LV–W0046–50	.JUEGO DE PASTILLAS DE FRENO 2	1	1				
7	5LV–25919–00	.SOPORTE DE PASTILLAS	1	1				
8	5LV–25924–00	.PASADOR	2	2				
9	3GM–25925–00	.PRESILLA	4	4				
10	1J3–W0048–00	.CJTO TORNILLO DE PURGA	2	2				
11	5LV–25849–00	.RETEN DE CALIBRE	2	2				
12	90105–105A0	TORNILLO	2	2				

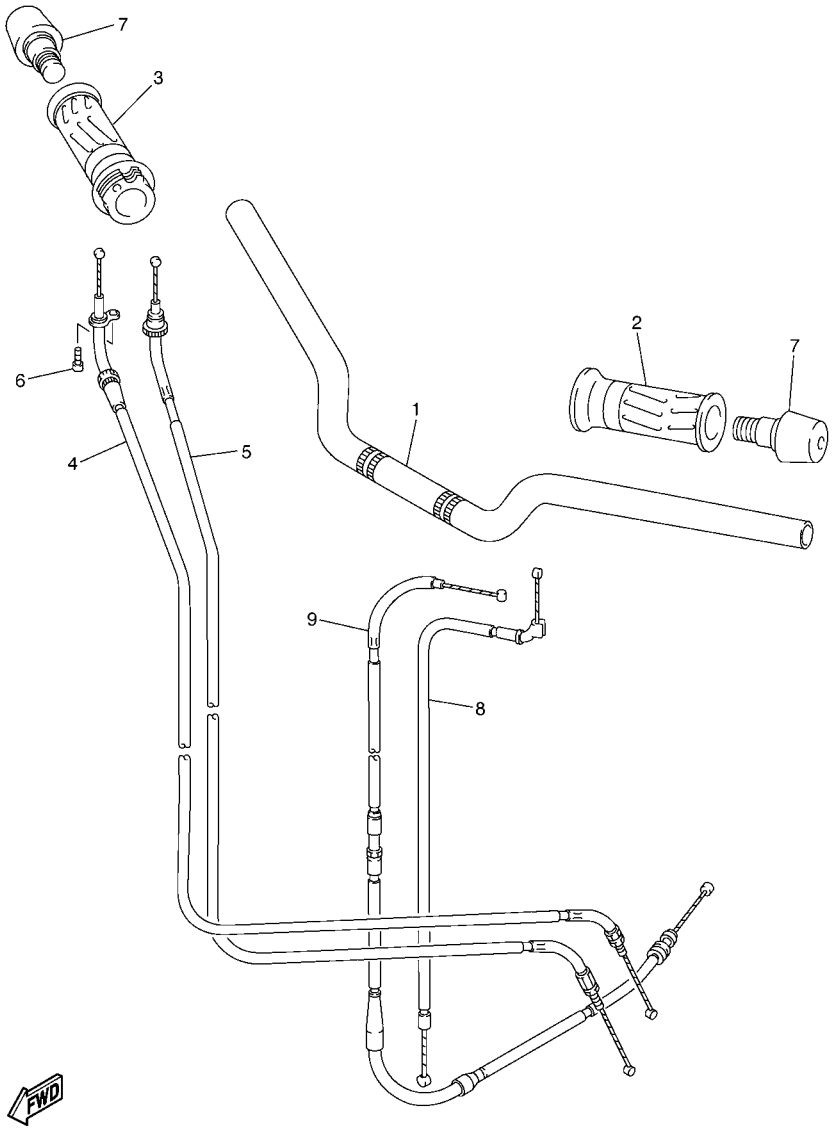

5LV1300-1330

FIG. 33 MANILLAR & CABLE

REF. Nº	CODIGO Nº	DESCRIPCION	1C21	1C25				OBSERVACIONES
1	5LV–26111–10	MANUBRIO	1	1				
2	4YR–26241–01	EMPUNADURA (IZQUIERDO)	1	1				
3	4YR–26240–01	EMPUNADURA COMPLETA	1	1				
4	5LV–26311–00	CABLE DE ACELERADOR 1	1	1				
5	5LV–26312–00	CABLE DE ACELERADOR 2	1	1				
6	91317–05010	PERNO	1	1				
7	51J–26246–01	EXTREMO DE EMPUNADURA	2	2				
8	5LV–26330–00	CABLE DE ARRANQUE COMPLETO	1	1				
9	5LV–26335–00	CABLE DE EMBRAGUE	1	1				

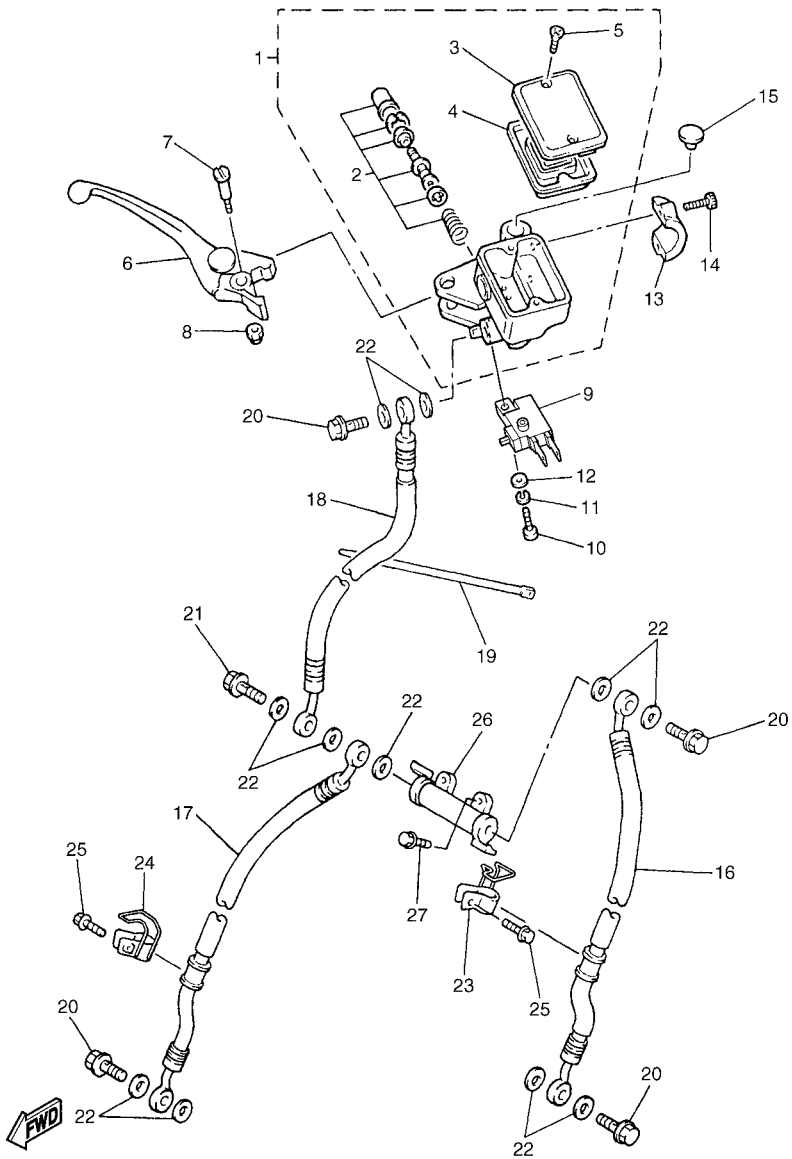

5LVH351-B340

FIG. 34 CILINDRO MAESTRO DELANTERO

REF. Nº	CODIGO Nº	DESCRIPCION	1C21	1C25				OBSERVACIONES
1	5DM–W2587–01	CILINDRO MAESTRO SUB COMPLET	1	1				
2	5DM–W0041–50	.JUEGO DE CILINDRO MAESTRO	1	1				
3	4HM–W2585–01	.TAPA DE TANQUE DE RESERVA	1	1				
4	4HM–25854–00	.DIAFRAGMA TANQUE RESERVA	1	1				
5	98706–04012	.TORNILLO DE CABEZA PLANA	2	2				
6	5EB–83922–01	PALANCA 2	1	1				
7	3FV–2589F–00	PERNO DE PALANCA	1	1				
8	95606–06100	TUERCA U	1	1				
9	4HM–83980–00	INTERRUP.PARADA DELANTERO	1	1				
10	98502–04012	TORNILLO	1	1				
11	92902–04100	RONDANA SENCILLA	1	1				
12	92902–04600	RONDANA SENCILLA	1	1				
13	4HM–25867–00	SOPORTE DE CILINDRO MAESTRO	1	1				
14	91316–06020	TORNILLO ALLEN	2	2				
15	90338–09012	TAPON	1	1				
16	5LV–25872–01	MANGUERA DE FRENO 1	1	1				
17	5LV–25873–01	MANGUERA DE FRENO 2	1	1				
18	5LV–25874–01	MANGUERA DE FRENO	1	1				
19	1UA–82591–00	BANDA	1	1				
20	90401–10159	PERNO DE UNION	4	4				
21	90401–10160	PERNO DE UNION	1	1				
22	90201–10118	ARANDELA PLANA	11	11				
23	5LV–25875–01	SOPORTE DE MANGUERA FRENO 1	1	1				
24	5LV–25876–01	SOPORTE DE MANGUERA FRENO 2	1	1				
25	90105–060A0	TORNILLO	2	2				
26	42H–25885–01	UNION	1	1				
27	95027–06020	PERNO, DE BRIDA	2	2				

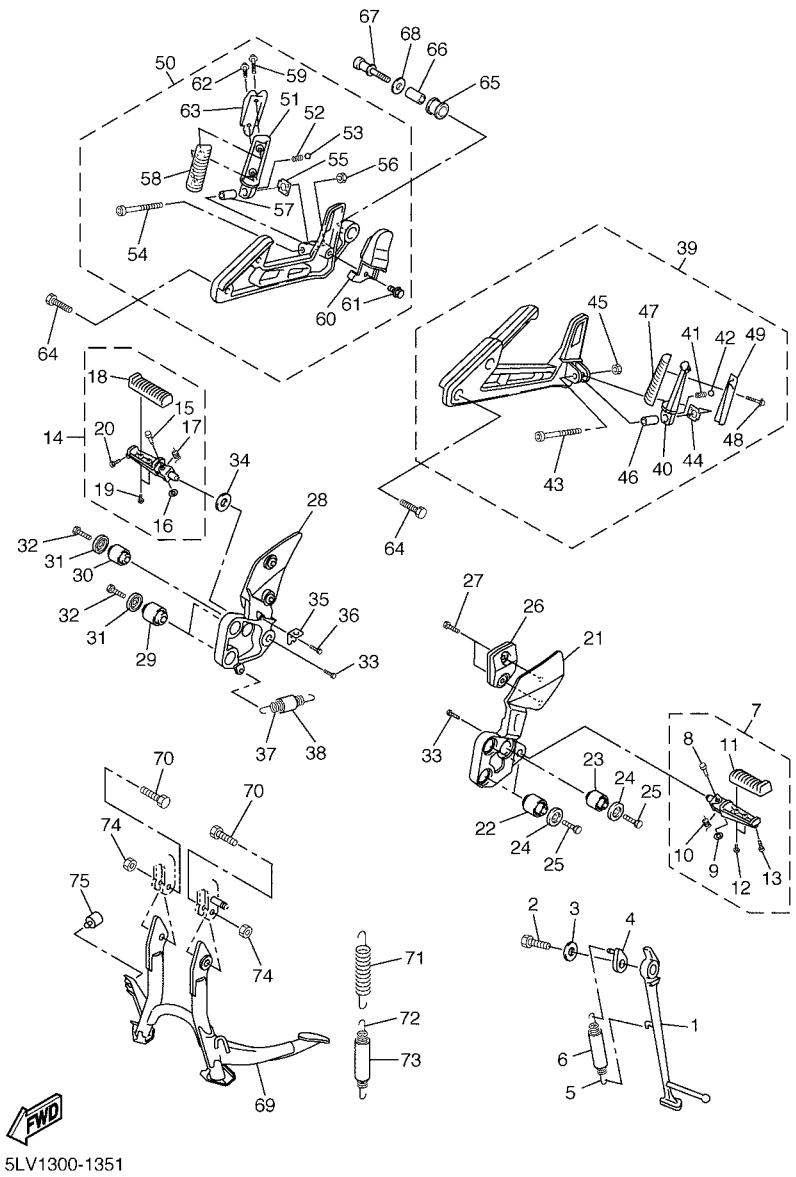

FIG. 35 SOPORTE & APOYAPIE

REF. Nº	CODIGO Nº	DESCRIPCION	1C21	1C25				OBSERVACIONES
1	5LV–27311–00	PUNTAL LATERAL	1	1				
2	90101–08662	TORNILLO	1	1				
3	90201–081R9	ARANDELA PLANA	1	1				
4	36Y–27352–00	GANCHO DE PUNTAL LATERAL	1	1				
5	90506–20006	RESORTE DE TENSION	1	1				
6	90445–197J2	TUBO (L60)	1	1				
7	5LV–27410–00	APOYAPIE DELANTERO (MI)	1	1				
8	90243–08029	.PASADOR	1	1				
9	90201–06042	.ARANDELA PLANA	1	1				
10	90508–20572	.RESORTE DE TORSION	1	1				
11	4BP–27413–00	.CUBIERTA DE APOYAPIE	1	1				
12	90157–05079	.TORNILLO CABEZA CONICA PLANA	2	2				
13	90109–083E0	.PERNO	1	1				
14	5LV–27420–00	APOYAPIE DELANTERO (MD)	1	1				
15	90243–08029	.PASADOR	1	1				
16	90201–06042	.ARANDELA PLANA	1	1				
17	90508–20572	.RESORTE DE TORSION	1	1				
18	4BP–27413–00	.CUBIERTA DE APOYAPIE	1	1				
19	90157–05079	.TORNILLO CABEZA CONICA PLANA	2	2				
20	90109–083E0	.PERNO	1	1				
21	5LV–27442–01	SOPORTE 2	1	1				
22	1NL–27424–00	AMORTIGUADOR DE APOYAPIE 2	2	2				
23	3KJ–14737–00	AMORTIGUADOR DE SILENCIADOR	1	1				
24	90209–08295	ARANDELA DE SEPARACION	3	3				
25	90110–08220	TORNILLO ALLEN	3	3				
26	5LV–2622H–00	CONTRAPESO	1	1				
27	90111–06005	TORNILLO	2	2				

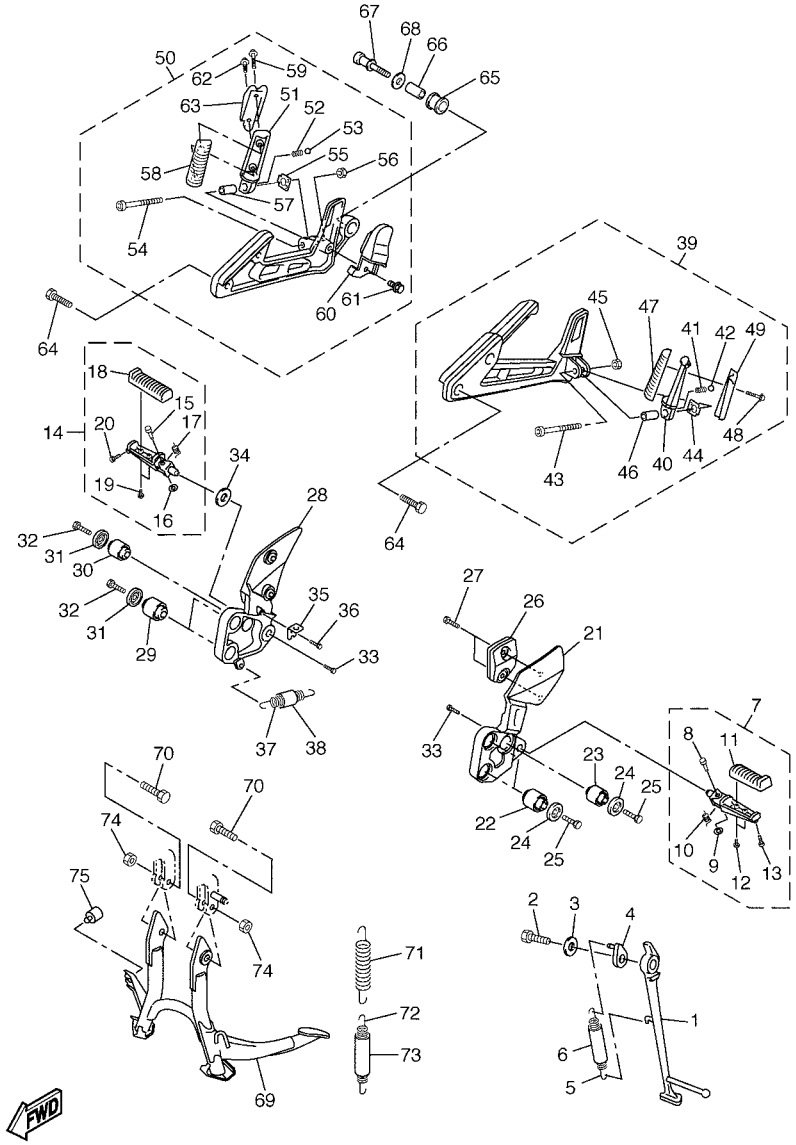

5LV1300-1351

FIG. 35 SOPORTE & APOYAPIE

REF. Nº	CODIGO Nº	DESCRIPCION	1C21	1C25				OBSERVACIONES
28	5LV–27443–02	SOPORTE 3	1	1				
29	1NL–27424–00	AMORTIGUADOR DE APOYAPIE 2	2	2				
30	3KJ–14737–00	AMORTIGUADOR DE SILENCIADOR	1	1				
31	90209–08295	ARANDELA DE SEPARACION	3	3				
32	90110–08220	TORNILLO ALLEN	3	3				
33	90109–103A9	PERNO	2	2				
34	90206–17084	ARANDELA ONDULADA	1	1				
35	4DN–2144G–00	SOPORTE DE INTERRUPTOR	1	1				
36	98507–06008	TORNILLO DE CABEZA PLANA	1	1				
37	90506–20377	RESORTE DE TENSION	1	1				
38	90446–17346	TUBO RESEIRADERO	1	1				
39	5LV–27430–02	APOYAPIE POSTERIOR COMPLETO 1	1	1				
40	5LV–27431–01	.APOYAPIE POSTERIOR 1	1	1				
41	90501–15001	.RESORTE DE COMPRESION	1	1				
42	93501–04011	.BOLA	1	1				
43	91314–06040	.PERNO	1	1				
44	5JJ–27437–00	.ARANDELA ESPECIAL	1	1				
45	95604–06200	.TUERCA DE AUTO-CIERRE	1	1				
46	90387–06014	.COLLAR	1	1				
47	4BP–27413–00	.CUBIERTA DE APOYAPIE	1	1				
48	90159–05187	.TORNILLO CON VALONA	2	2				
49	5LV–2741A–00	.BRAZO 1	1	1				
50	5LV–27440–02	APOYAPIE POSTERIOR COMPLETO 2	1	1				
51	5LV–27441–01	.APOYAPIE POSTERIOR 2	1	1				
52	90501–15001	.RESORTE DE COMPRESION	1	1				
53	93501–04011	.BOLA	1	1				
54	91314–06040	.PERNO	1	1				

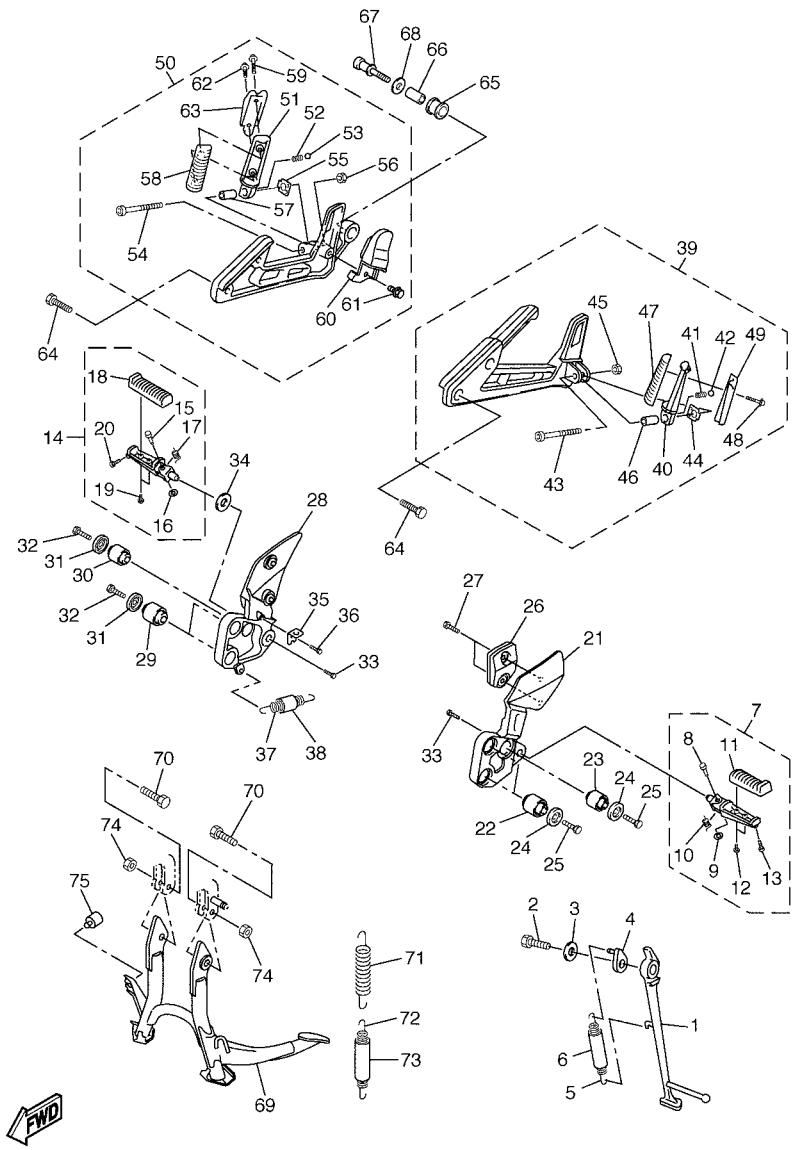

5LV1300-1351

FIG. 35 SOPORTE & APOYAPIE

REF. Nº	CODIGO Nº	DESCRIPCION	1C21	1C25				OBSERVACIONES
55	5JJ–27437–00	.ARANDELA ESPECIAL	1	1				
56	95604–06200	.TUERCA DE AUTO-CIERRE	1	1				
57	90387–06014	.COLLAR	1	1				
58	4BP–27413–00	.CUBIERTA DE APOYAPIE	1	1				
59	90159–05187	.TORNILLO CON VALONA	1	1				
60	5LV–2622J–00	.CONTRAPESO	1	1				
61	90105–08447	.TORNILLO	1	1				
62	90159–05004	.TORNILLO CON VALONA	1	1				
63	5LV–2741E–01	.BRAZO 2	1	1				
64	90109–087F1	PERNO	4	4				
65	36Y–27424–00	AMORTIGUADOR DE APOYAPIE 2	1	1				
66	90387–10636	COLLAR	1	1				
67	5LV–27217–10	PERNO.	1	1				
68	90201–10669	ARANDELA PLANA	1	1				
69	5LV–27111–00	PUNTAL PRINCIPAL	1	1				
70	90109–100E6	PERNO	2	2				
71	90506–40508	RESORTE DE TENSION	1	1				
72	90506–23509	RESORTE DE TENSION	1	1				
73	90445–170K9	TUBO (L60)	1	1				
74	90185–10060	TUERCA AUTOBLOCANTE	2	2				
75	1A0–27114–00	TOPE DE PUNTAL PRINCIPAL	1	1				

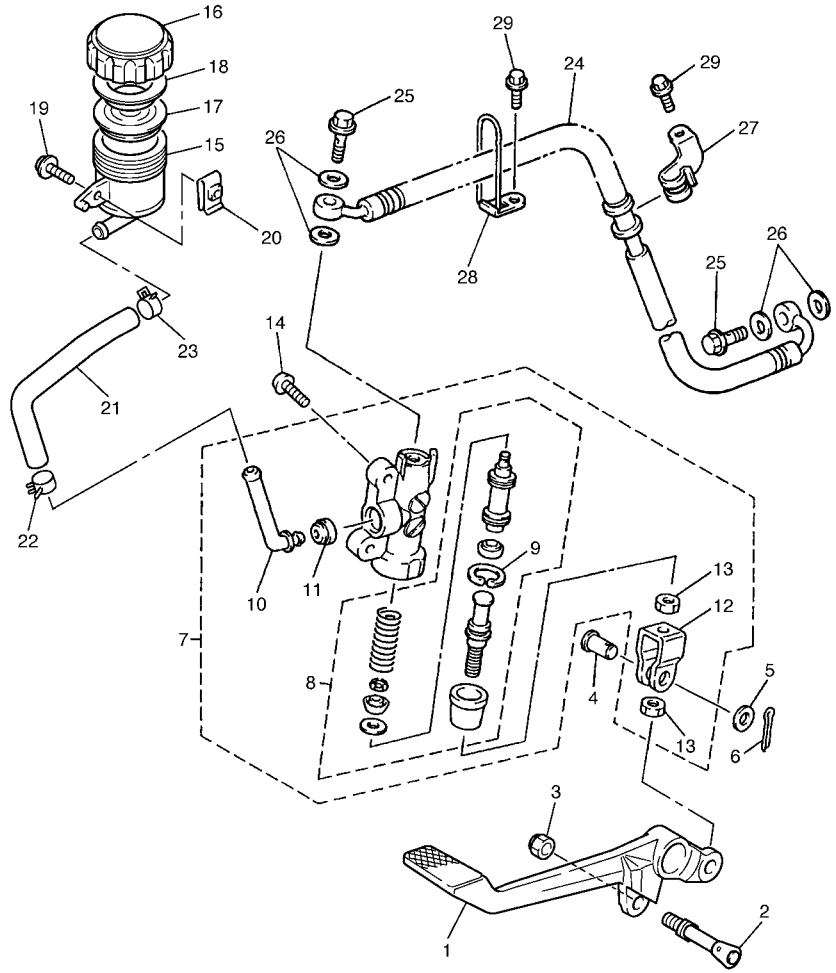

5LV8300-2360

FIG. 36 CILINDRO MAESTRO TRASERO

REF. Nº	CODIGO Nº	DESCRIPCION	1C21	1C25				OBSERVACIONES
1	5LV–27211–00	PEDAL DE FRENO	1	1				
2	5LV–27813–00	PASADOR MANIVELA DE PEDAL	1	1				
3	95604–08100	TUERCA U	1	1				
4	90240–08124	PASADOR CON HOYO	1	1				
5	90201–08083	ARANDELA PLANA	1	1				
6	91401–20012	PASADOR DE CHAVETA	1	1				
7	4BP–2583V–01	CILINDRO, MAESTRO TRASERO	1	1				
8	4BP–W0042–50	.JUEGO DE CILINDRO MAESTRO	1	1				
9	3LN–2585G–00	..PRECILLA REDONDA	1	1				
10	4BP–2582A–00	.CONECTOR	1	1				
11	4BP–2585F–00	.BUJE	1	1				
12	4BP–27222–01	.UNION	1	1				
13	90170–08010	.TUERCA	2	2				
14	92014–08020	PERNO	2	2				
15	47X–25894–00	TANQUE DE RESERVA	1	1				
16	2KF–25852–50	TAPA DE TANQUE DE RESERVA	1	1				
17	360–25854–01	DIAFRAGMA TANQUE RESERVA	1	1				
18	2GU–25855–00	BUJE DE DIAFRAGMA	1	1				
19	90159–06085	TORNILLO CON VALONA	1	1				
20	90183–06053	TUERCA DE RESORTE	1	1				
21	5LV–25895–00	MANGUERA DE TANQUE DE RESERVA	1	1				
22	90467–14057	PRESILLA	1	1				
23	90467–13071	PRESILLA	1	1				
24	5LV–2581K–01	MANGUERA, DE FRENO	1	1				
25	90401–10159	PERNO DE UNION	2	2				
26	90201–10118	ARANDELA PLANA	4	4				
27	4FM–25876–01	SOPORTE DE MANGUERA FRENO 2	1	1				

FIG. 36 CILINDRO MAESTRO TRASERO

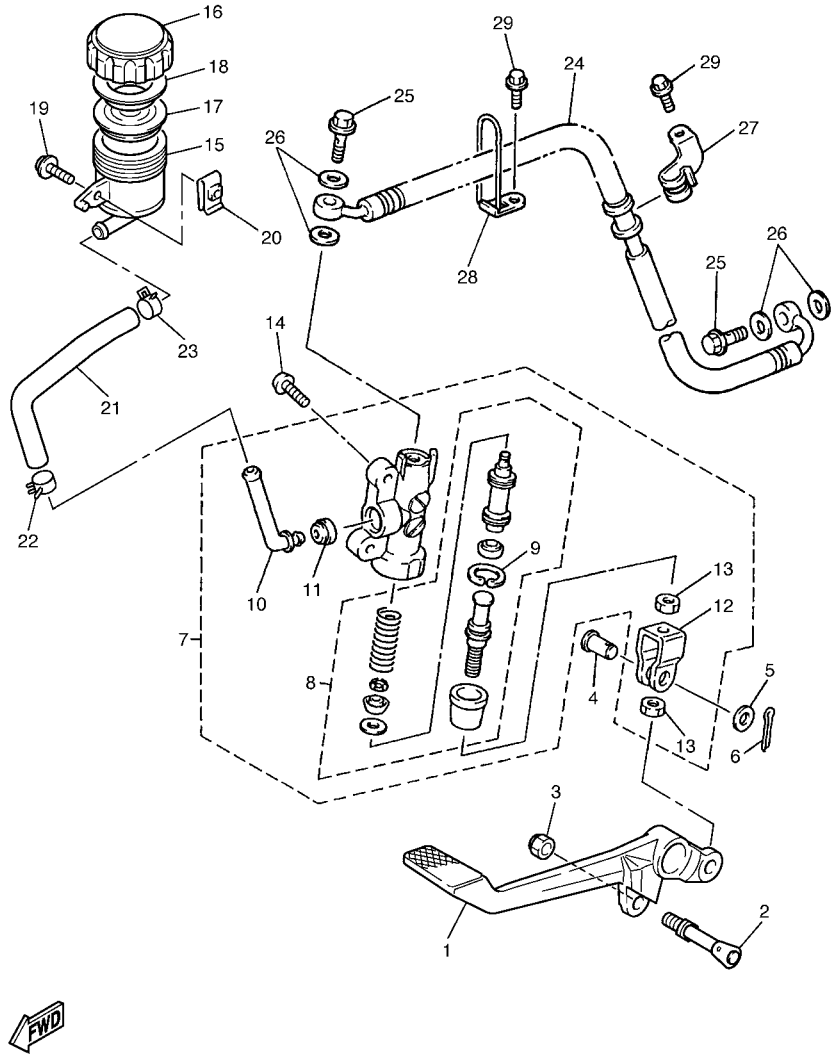

5LV8300-2360

REF. Nº	CODIGO Nº	DESCRIPCION	1C21	1C25				OBSERVACIONES
28	4BH–25886–02	SOPORTE DE MANGUERA FRENO	1	1				
29	95827–06010	TUERCA DE REBORDE	2	2				

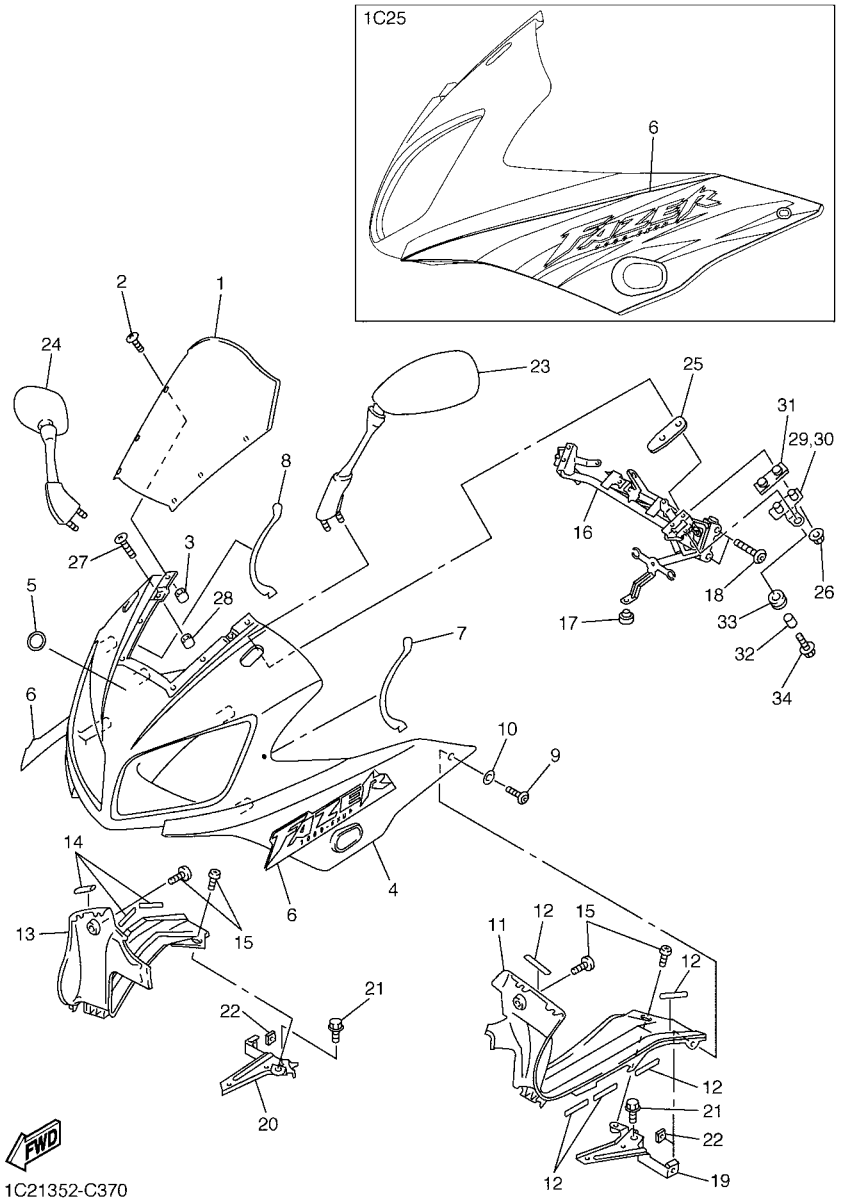

FIG. 37 BOVEDA 1

REF. Nº	CODIGO Nº	DESCRIPCION	1C21	1C25				OBSERVACIONES
1	5LV–28381–00	PARABRISA	1	1				
2	90150–05023	TORNILLO CABEZA REDONDA	6	6				
3	90179–05523	TUERCA	6	6				
4	5LV–2835G–00–P3	CARROCERIA, DELANT. SUP. 1	1					UR DPBML
	5LV–2835G–00–P2	CARROCERIA, DELANT. SUP. 1	1					UR S3
	5LV–2835G–00–P5	CARROCERIA, DELANT. SUP. 1		1				BS4
5	5LV–2836B–01	MARCA	1	1				
6	5LV–28315–40	EMBLEMA	2					UR FOR DPBML
	5LV–28315–30	EMBLEMA	2					UR FOR S3
	5LV–28390–30	JUEGO DE CALCOMANIAS		1				FOR BS4
7	5LV–28307–00	SELLO	1	1				
8	5LV–28307–10	SELLO	1	1				
9	90110–06200	TORNILLO ALLEN	2	2				
10	90202–06170	ARANDELA DE PLANA	2	2				
11	5LV–2836K–00	PANEL 1	1	1				
12	5LV–2834E–00	AMORTIGUADOR 1	5	5				
13	5LV–2836L–00	PANEL 2	1	1				
14	5LV–2834E–00	AMORTIGUADOR 1	5	5				
15	90154–05013	TORNILLO DE LIGAR	4	4				
16	5LV–28356–00	SOPORTE 1	1	1				
17	18A–24724–00	AMORTIGUADOR DE ASIENTO	1	1				
18	90110–08071	TORNILLO ALLEN	2	2				
19	5LV–2836A–00	SOPORTE 1	1	1				
20	5LV–2836E–00	SOPORTE 2	1	1				
21	95807–06010	TUERCA DE REBORDE	2	2				
22	90173–06017	TUERCA CUADRADA	2	2				
23	5LV–26280–00	ESPEJO COMPLETO (IZQUIERDO)	1	1				

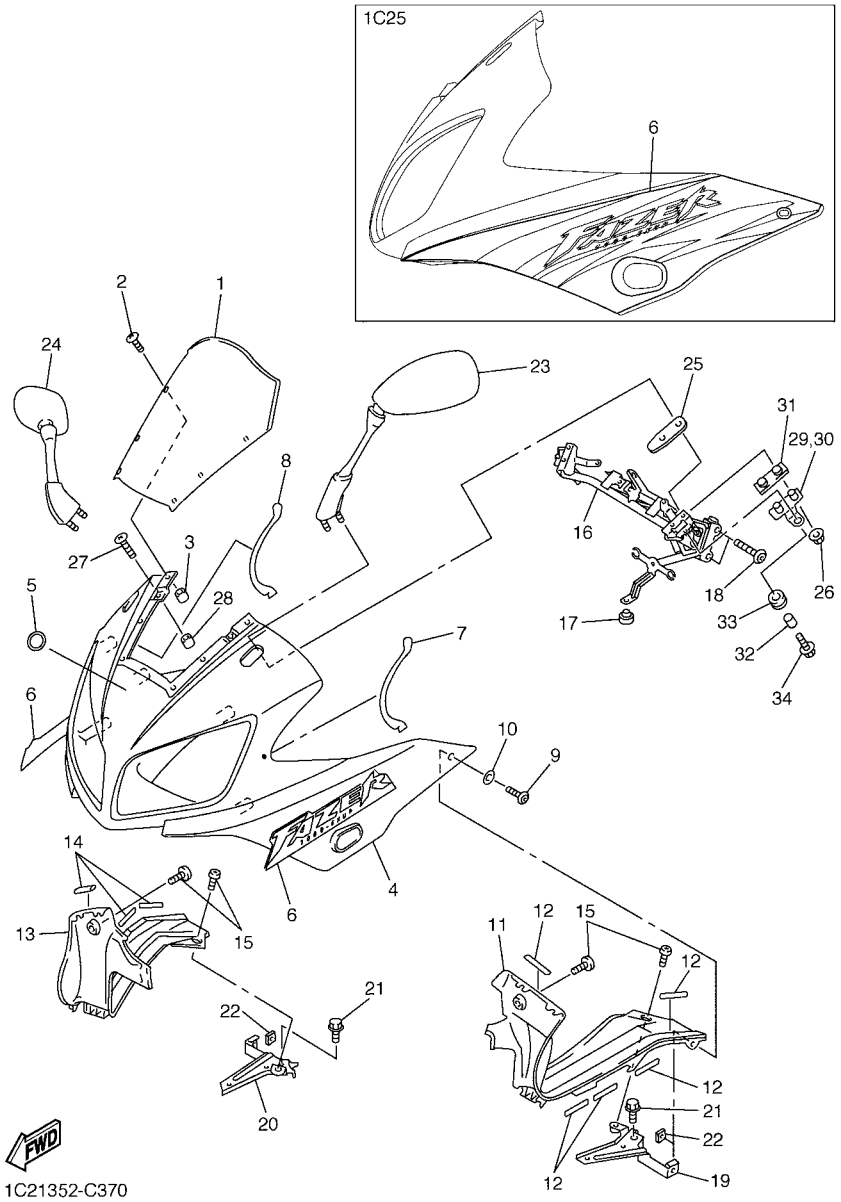

FIG. 37 BOVEDA 1

REF. Nº	CODIGO Nº	DESCRIPCION	1C21	1C25				OBSERVACIONES
24	5LV–26290–00	ESPEJO COMPLETO (DERECHO)	1	1				
25	4SV–26298–00	PLACA DE ESPEJO 1	2	2				
26	95707–06500	TUERCA DE BRIDA	4	4				
27	90154–05007	TORNILLO DE LIGAR	2	2				
28	90179–05523	TUERCA	2	2				
29	5LV–28336–00	PLATO	1	1				
30	5LV–28337–00	SOPORTE	1	1				
31	5LV–28371–00	AMORTIGUADOR	2	2				
32	90560–06201	SEPARADOR	2	2				
33	90480–13003	TAPON	2	2				
34	95027–06016	PERNO, DE BRIDA	2	2				

FIG. 38 GENERADOR

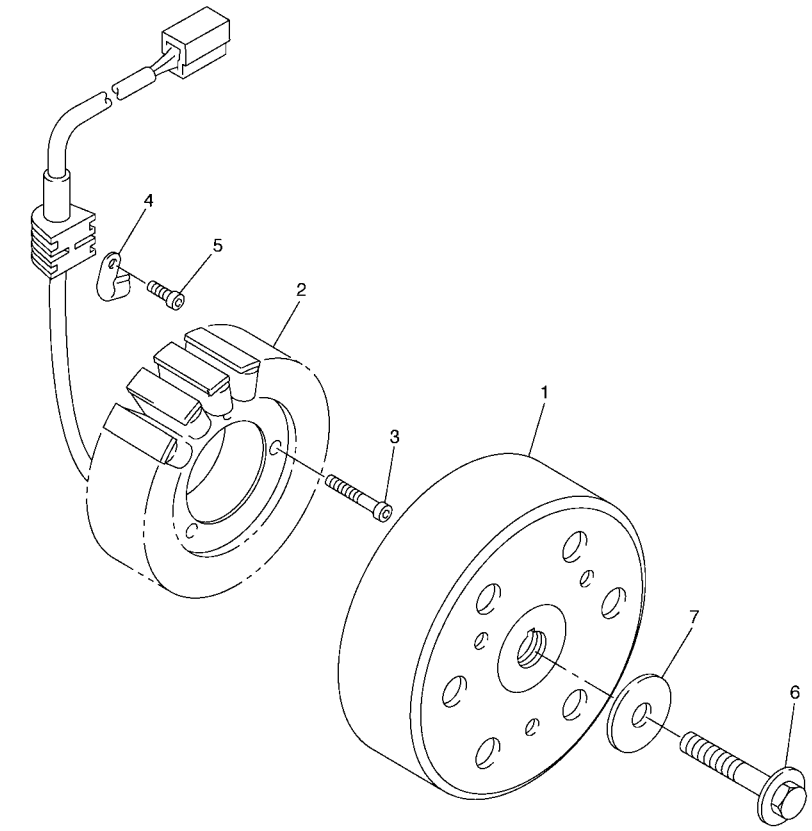

5LV1300-1380

REF. Nº	CODIGO Nº	DESCRIPCION	1C21	1C25				OBSERVACIONES
1	4XV–81450–00	ROTOR COMPLETO	1	1				
2	5LV–81410–00	ESTATOR COMPLETO	1	1				
3	90149–06013	TORNILLO DE REGLAJE	3	3				
4	90462–10182	BRIDA	1	1				
5	91317–06012	PERNO	1	1				
6	90105–105A6	TORNILLO	1	1				
7	90201–103U7	ARANDELA PLANA	1	1				

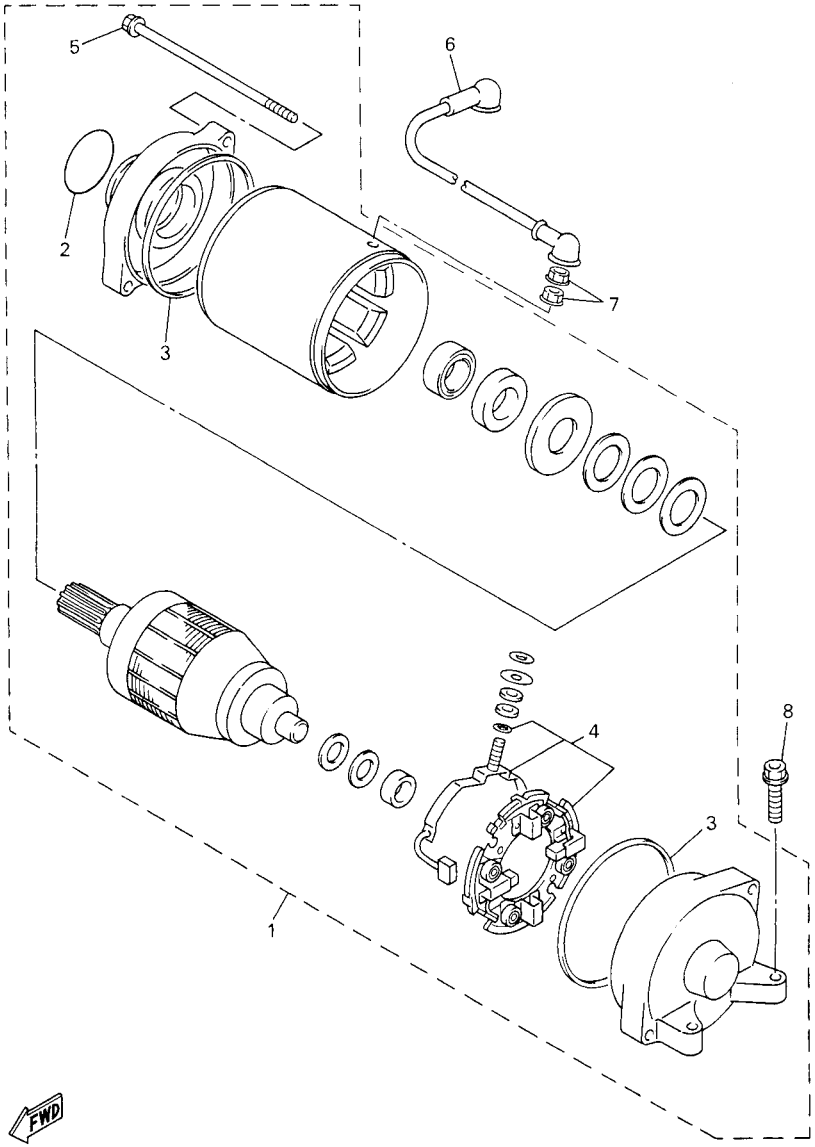

FIG. 39 MOTOR DE ARRANQUE

REF. Nº	CODIGO Nº	DESCRIPCION	1C21	1C25				OBSERVACIONES
1	4XV–81890–00	MOTOR DE ARRANQUE COMPLETO	1	1				
2	1FK–81847–00	.ANILLO GOMA	1	1				
3	11H–81844–00	.EMPAQUE	2	2				
4	3AJ–81801–00	.JUEGO DE ESCOBILLA	1	1				
5	3AJ–81826–00	.PERNO	2	2				
6	5LV–81815–00	CABLE, MOTOR DE ARRANQUE	1	1				
7	4XV–8182A–00	TUERCA	2	2				
8	95024–06025	PERNO, DE BRIDA	2	2				

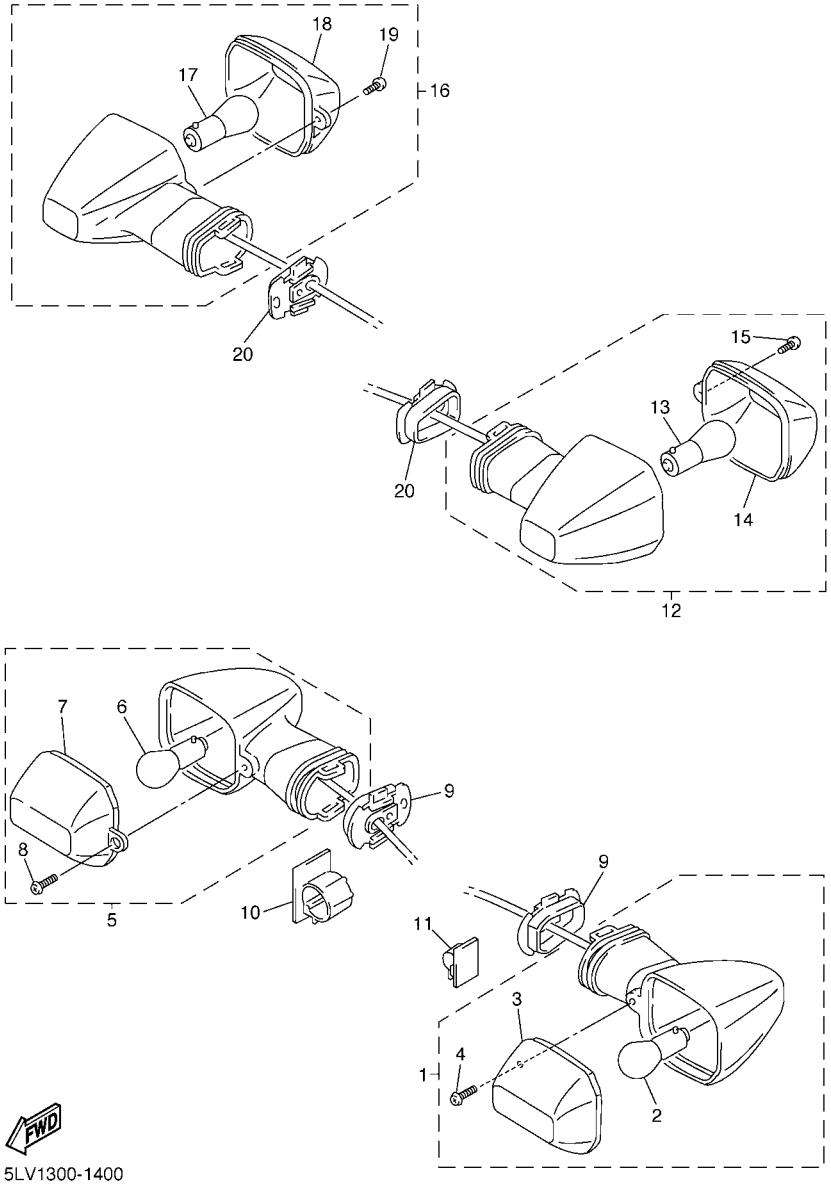

FIG. 40 LUZ DE DESTELLADOR

REF. Nº	CODIGO Nº	DESCRIPCION	1C21	1C25				OBSERVACIONES
1	5DM–83310–00	DESTELLADOR DE LUZ DELANT.	1	1				
2	306–83311–40	.BOMBILLA (12V-21W)	1	1				
3	4JH–83332–00	.LENTE DE DESTELLADOR	1	1				
4	97702–40610	.TORNILLO ROSCA HEMBRA	1	1				
5	5DM–83320–00	DESTELLADOR DE LUZ DELANT.	1	1				
6	306–83311–40	.BOMBILLA (12V-21W)	1	1				
7	4JH–83342–00	.LENTE DE DESTELLADOR	1	1				
8	97702–40610	.TORNILLO ROSCA HEMBRA	1	1				
9	5DM–8331L–00	PLACA TOPE	2	2				
10	90464–20003	BRIDA	1	1				
11	90464–62085	BRIDA	1	1				
12	5LV–83330–00	DESTELLADOR DE LUZ TRAS.COMPL.	1	1				
13	306–83311–40	.BOMBILLA (12V-21W)	1	1				
14	4JH–83342–00	.LENTE DE DESTELLADOR	1	1				
15	97702–40610	.TORNILLO ROSCA HEMBRA	1	1				
16	5LV–83340–00	DESTELLADOR DE LUZ COMPL.	1	1				
17	306–83311–40	.BOMBILLA (12V-21W)	1	1				
18	4JH–83332–00	.LENTE DE DESTELLADOR	1	1				
19	97702–40610	.TORNILLO ROSCA HEMBRA	1	1				
20	5DM–8331L–00	PLACA TOPE	2	2				

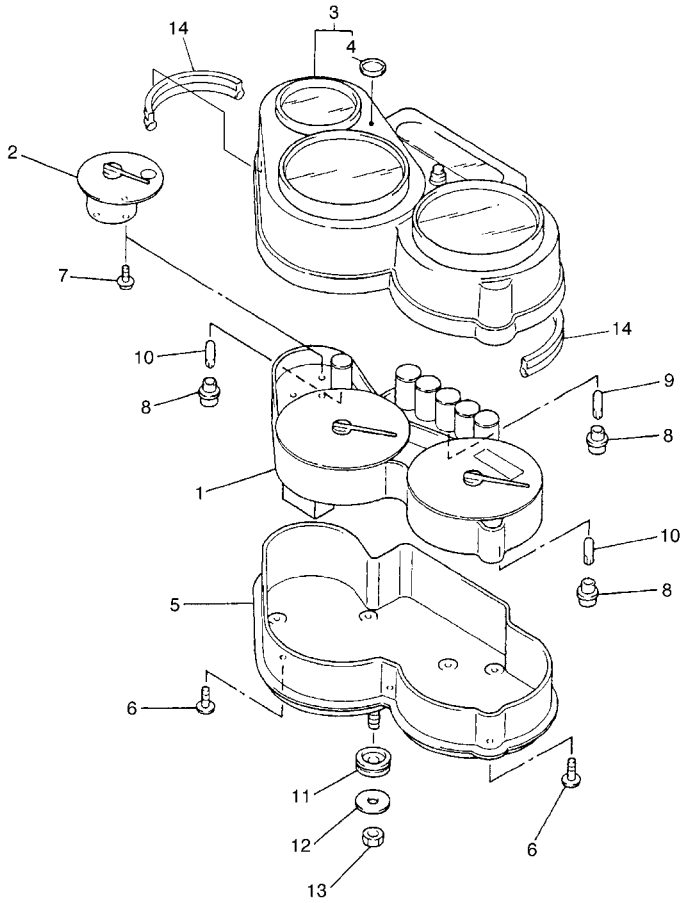

5LV8300-2410

FIG. 41 MEDIDOR

REF. Nº	CODIGO Nº	DESCRIPCION	1C21	1C25				OBSERVACIONES
1	5LV–83570–40	VELOCIMETRO COMPLETO(KM/H)	1	1				
2	5LV–85750–00	MEDIDOR DE COMBUSTIBLE COMPL.	1	1				
3	5LV–8353E–00	CAJA DE MEDIDOR SUPERIOR	1	1				
4	5DM–2341B–00	.EMBLEMA	1	1				
5	5LV–83572–00	CAJA DE VELOCIMETRO INFERIOR	1	1				
6	97707–40018	TORNILLO ROSCA HEMBRA	7	7				
7	4YR–8362Y–00	TORNILLO ESPECIAL	3	3				
8	4YR–83534–00	ENCASTRE DE NEUTRO	9	9				
9	4YR–83517–00	AMPOLLETA (12V-1.4W T5)	5	5				
10	4YR–83517–10	AMPOLLETA (12V-2W T5)	4	4				
11	90480–14585	TAPON	3	3				
12	90201–06380	ARANDELA PLANA	3	3				
13	95307–06600	TUERCA	3	3				
14	5LV–28346–10	MOLDURA	2	2				

FIG. 42 FARO DELANTERO

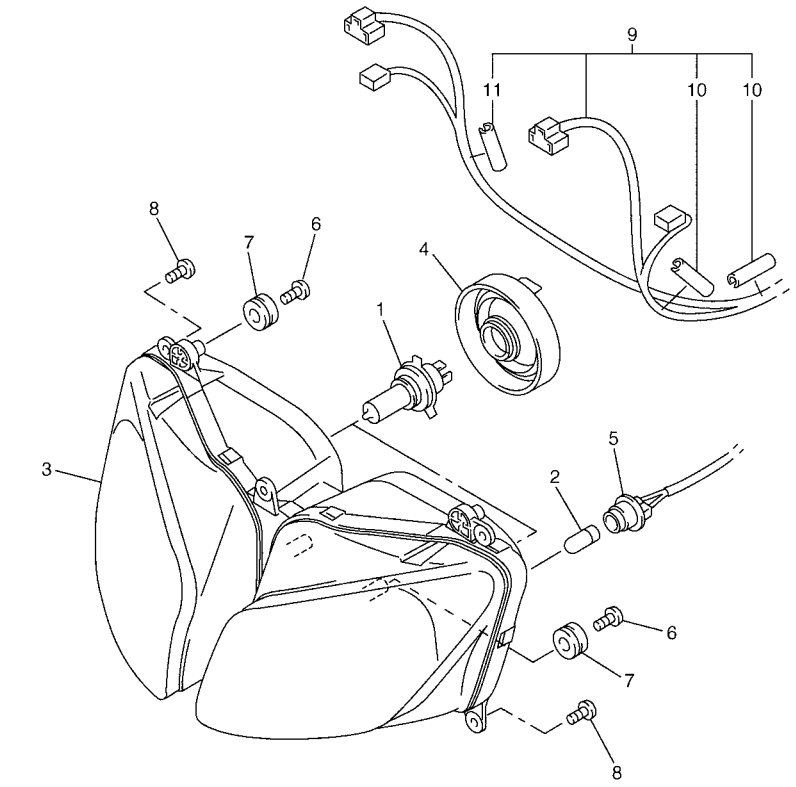

5LV8300-2420

REF. Nº	CODIGO Nº	DESCRIPCION	1C21	1C25				OBSERVACIONES
1	8V0–84314–10	BOMBILLA (12V-60/55W)	2	2				(H4)HALOGEN
2	4SV–84347–00	BOMBILLA (12V-5W)	2	2				
3	5LV–84310–00	UNIDAD DE FARO DELANTERO COMPL	1	1				
4	5LV–84397–00	CUBIERTA DE ENCASTRE	2	2				
5	5LV–84312–00	ENCASTRE	2	2				
6	90164–05014	TORNILLO ROSCA HEMBRA	4	4				
7	90480–14229	TAPON	4	4				
8	97707–50016	TORNILLO ROSCA HEMBRA	5	5				
9	5LV–84359–20	CABLE DE FARO DELANTERO	1	1				
10	5LV–84553–00	.AMORTIGUADOR	2	2				
11	5LV–84559–00	.AMORTIGUADOR	1	1				

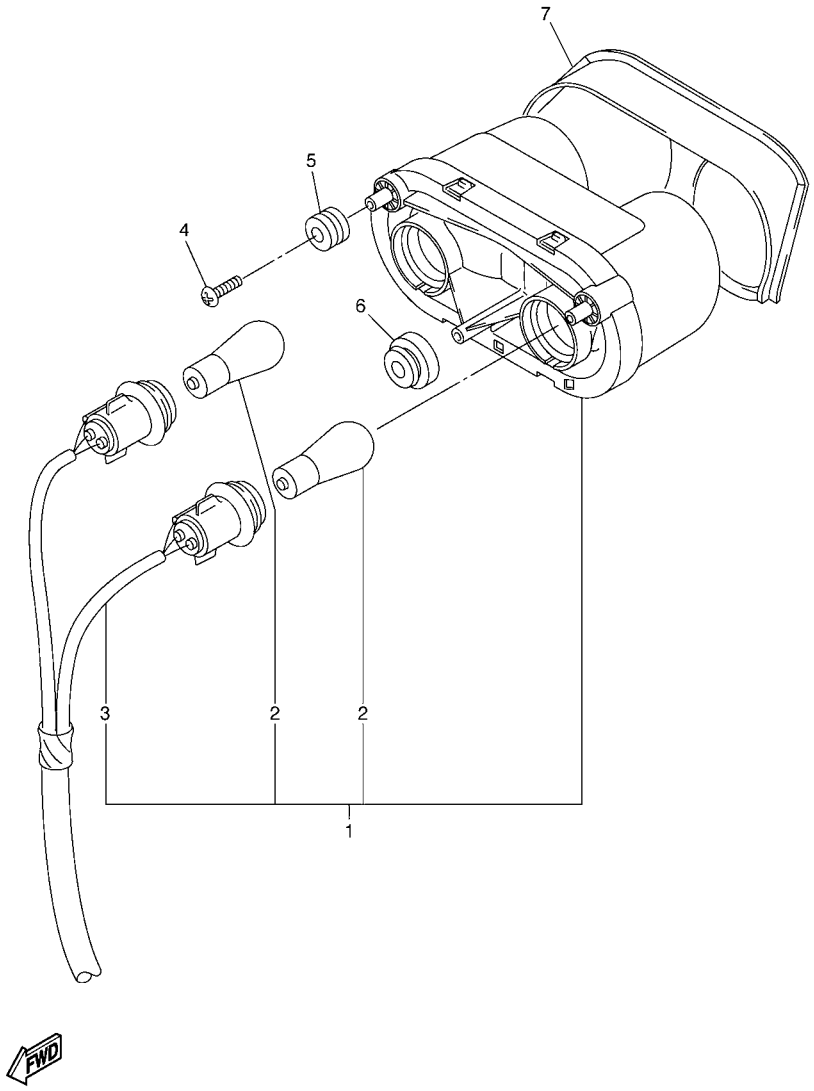

FIG. 43 LUZ DE COLA

REF. Nº	CODIGO Nº	DESCRIPCION	1C21	1C25				OBSERVACIONES
1	5JJ–84710–01	CONJT. FARO TRASERO	1	1				
2	1A2–84714–41	.AMPOLLETA (12V-21/5W)	2	2				
3	5JJ–84735–00	.CABLE COMPLETA	1	1				
4	90164–05014	TORNILLO ROSCA HEMBRA	3	3				
5	4XV–83513–00	AMORTIGUADOR	2	2				
6	90480–18171	TAPON	1	1				
7	5LV–21669–00	SELLO	1	1				

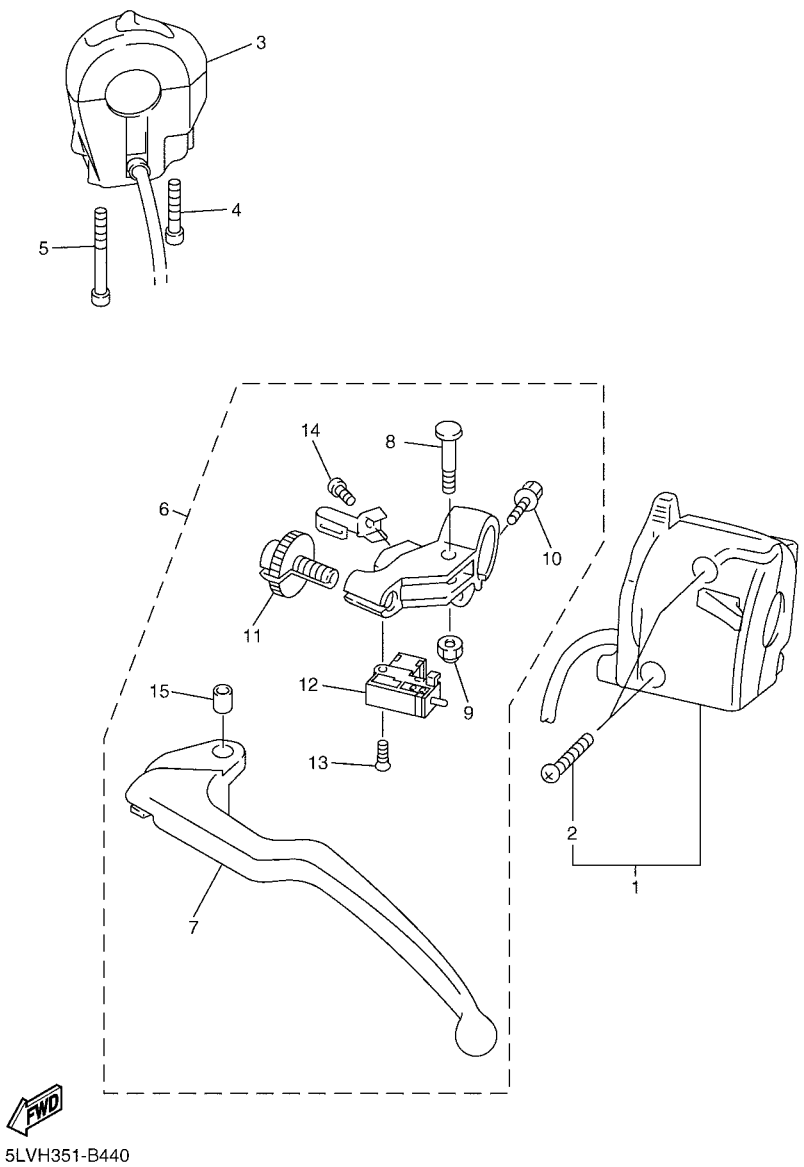

FIG. 44 INTERRUPTOR DE MANILLAR&PALANC

REF. Nº	CODIGO Nº	DESCRIPCION	1C21	1C25				OBSERVACIONES
1	5LV–83969–00	INTERRUPTOR DE MANIJA 5	1	1				
2	98507–05025	.TORNILLO DE CABEZA PLANA	2	2				
3	5LV–83975–02	INTERRUPTOR MANIJA 2	1	1				
4	91317–05030	PERNO	1	1				
5	91317–05050	PERNO	1	1				
6	5LV–82910–01	SOPORTE DE LEVA COMPLT 1	1	1				
7	4XV–83912–11	.PALANCA 1	1	1				
8	4XV–83945–00	.PERNO DE PALANCA	1	1				
9	95607–06100	.TUERCA AUTOBLOCANTE	1	1				
10	95027–06020	.PERNO, DE BRIDA	1	1				
11	5LV–83951–00	.PERNO DE CABLE DE AJUSTE	1	1				
12	3YX–82917–01	.INTERRUPTOR	1	1				
13	98704–03020	.TORNILLO DE CABEZA PLANA	1	1				
14	98507–04010	.TORNILLO DE CABEZA PLANA	1	1				
15	5JJ–83913–00	.COLLAR DE PALANCA 1	1	1				

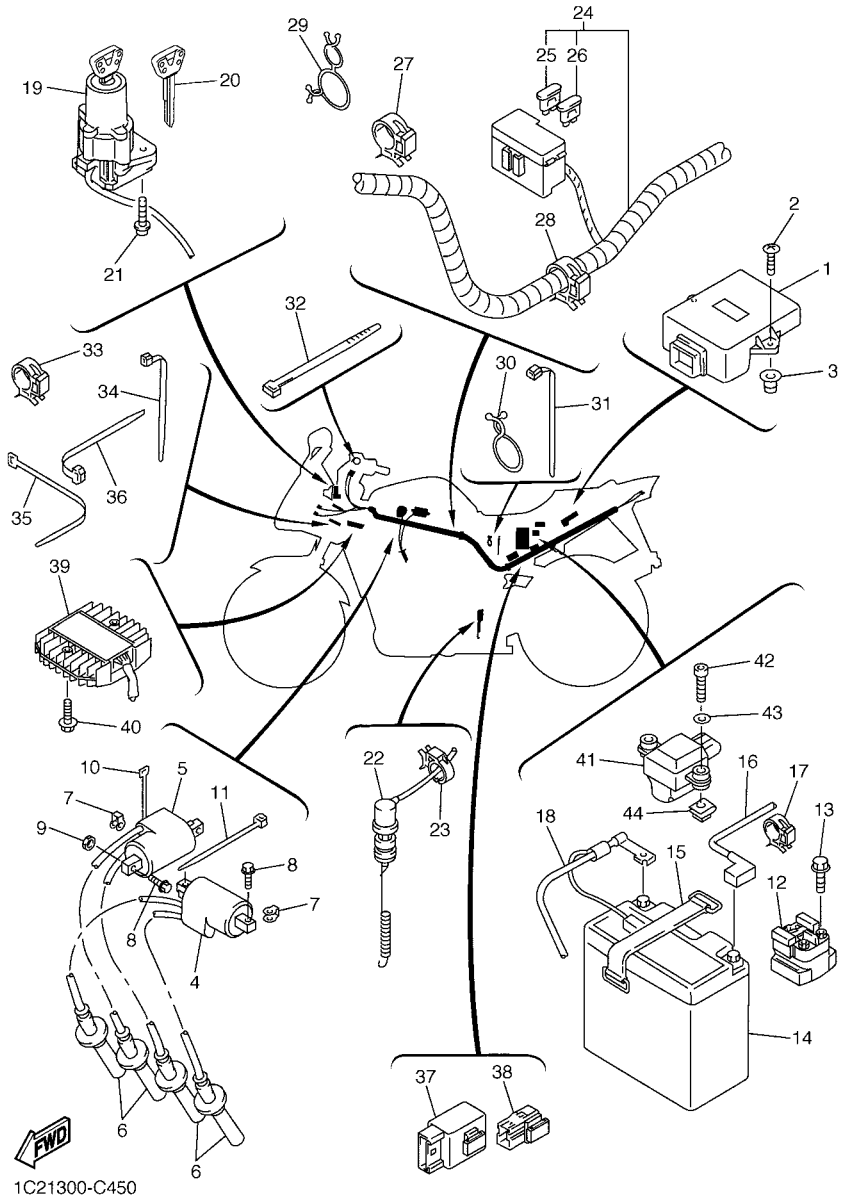

FIG. 45 EQUIPO ELECTRICO 1

REF. Nº	CODIGO Nº	DESCRIPCION	1C21	1C25				OBSERVACIONES
1	5LV–82305–40	UNIDAD DE ENCENDIDO COMPLETA	1	1				
2	97707–50020	TORNILLO ROSCA HEMBRA	2	2				
3	90269–08058	REMACHE	2	2				
4	5LV–82310–00	BOBINA DE ENCENDIDO COMPLETA	1	1				
5	5LV–82320–00	BOBINA DE ENCENDIDO COMPLETA	1	1				
6	4XV–82370–01	TAPON DE BUJIA COMPLT	4	4				
7	5LV–82317–00	AMORTIGUADOR BOBINA ENCENDIDO	4	4				
8	97080–06020	PERNO	4	4				
9	95380–06600	TUERCA	1	1				
10	90464–12045	BRIDA	1	1				
11	90464–13073	BRIDA	1	1				
12	4YR–81940–00	CONJUNTO ARRANCADOR RELEVO	1	1				
13	95027–06008	PERNO, DE BRIDA	2	2				
14	5EA–82100–11	BATWRIA COMPLETA (GS GT14B-4)	1	1				
15	26L–82131–00	TIRANTE DE BATERIA	1	1				
16	5LV–82115–00	CABLE CONDUCTOR POSITIVO	1	1				
17	90464–10190	BRIDA	1	1				
18	5LV–82116–10	CABLE CONDUCTOR NEGATIVO	1	1				
19	5LV–82501–20	LLAVE DE IGNICION COMPLT	1	1				
20	4BH–82511–09	LLAVE EN BLANCO	1	1				AP
21	90109–080G5	PERNO	2	2				
22	5LV–82530–00	INTERRUPTOR DE PARADA COMPLETO	1	1				
23	90464–08189	BRIDA	1	1				
24	5LV–82590–20	CONJUNTO DE CABLES	1	1				
25	5JJ–82151–30	.FUSIBLE (10A-BL)	4	4				
26	5JJ–82151–20	.FUSIBLE (20A-BL)	4	4				
27	90464–25217	BRIDA	2	2				

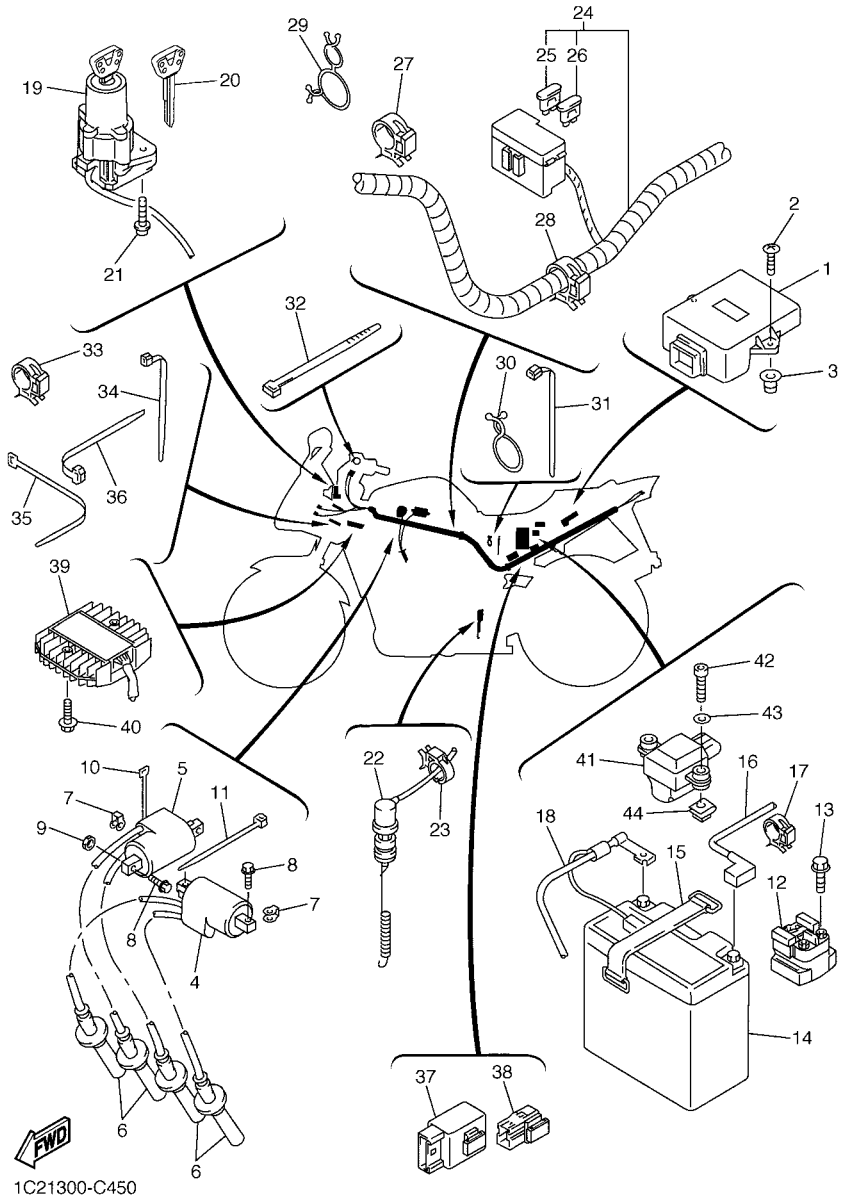

FIG. 45 EQUIPO ELECTRICO 1

REF. Nº	CODIGO Nº	DESCRIPCION	1C21	1C25				OBSERVACIONES
28	90464–25217	BRIDA	1	1				
29	90464–25098	BRIDA	1	1				
30	90464–23041	BRIDA	2	2				
31	90464–13073	BRIDA	1	1				
32	437–83936–01	BANDA DE CABLE DE INTERRUPTOR	2	2				
33	90464–15192	BRIDA	1	1				
34	90464–13077	BRIDA	2	2				
35	90464–13073	BRIDA	1	1				
36	1UA–82591–00	BANDA	1	1				
37	5EB–81950–20	RELE COMPLETO	1	1				
38	5JJ–81950–20	RELE COMPLETO	1	1				
39	5FL–81960–00	RECTIFICADOR Y REGULADOR	1	1				
40	95807–06020	TUERCA DE REBORDE	2	2				
41	5LV–82576–00	INTERRUP.DE PARADA COMPLETO	1	1				
42	91317–04025	PERNO	2	2				
43	90201–042E0	ARANDELA PLANA	2	2				
44	90183–04039	TUERCA DE RESORTE	2	2				

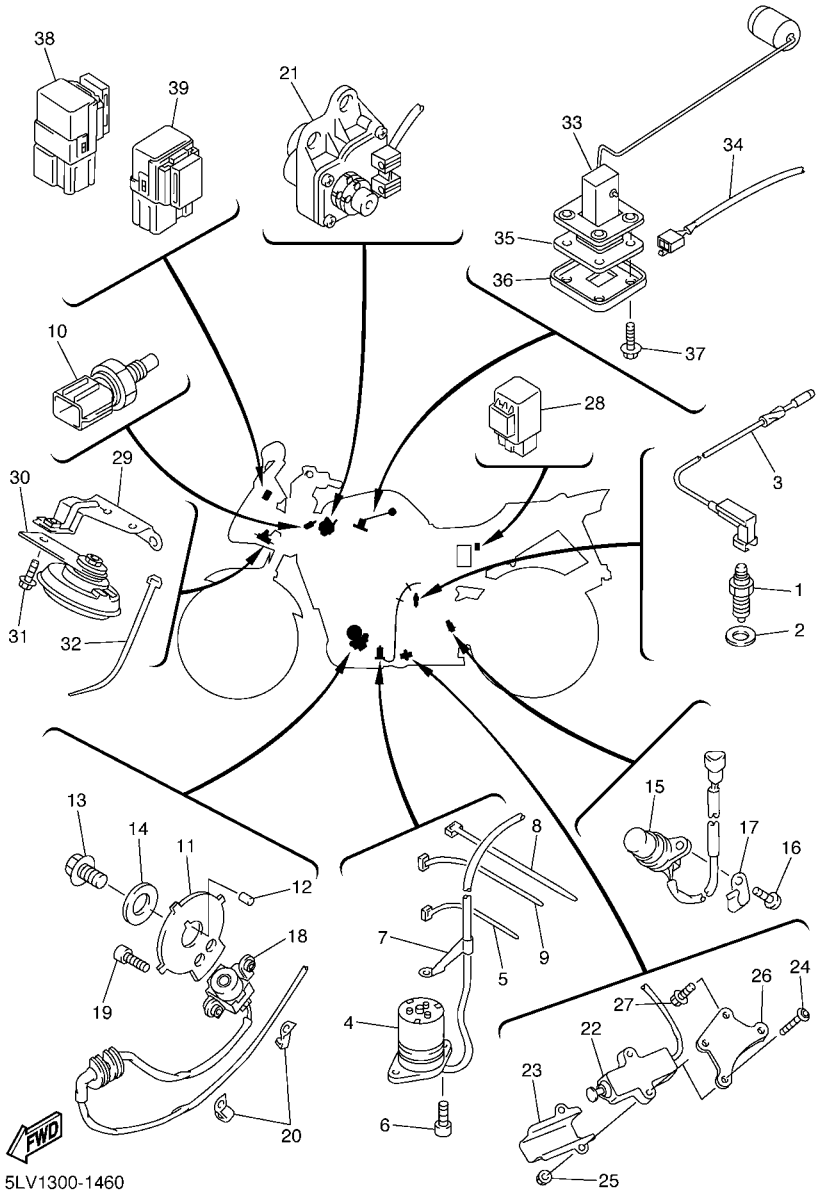

FIG. 46 EQUIPO ELECTRICO 2

REF. Nº	CODIGO Nº	DESCRIPCION	1C21	1C25				OBSERVACIONES
1	3GB–82540–01	INTERRUPTOR NEUTRAL COMPL	1	1				
2	90430–10148	JUNTA	1	1				
3	5LV–82541–00	CABLE CONDUCTOR	1	1				
4	5LV–85720–01	MEDIDOR DE NIVEL DE ACEITE	1	1				
5	5Y9–12491–00	GRAMPA 1	1	1				
6	91317–06014	PERNO	2	2				
7	90465–08013	BRIDA	1	1				
8	90464–13073	BRIDA	1	1				
9	90464–13077	BRIDA	1	1				
10	5JJ–83591–00	UNIDAD TERMOSTATO	1	1				
11	4XV–81673–00	ROTOR	1	1				
12	93604–29151	PASADOR DE CLAVIJA	1	1				
13	90105–10290	TORNILLO	1	1				
14	90201–107K6	ARANDELA PLANA	1	1				
15	5LV–83755–00	SENSOR DE VELOCI	1	1				
16	91317–06014	PERNO	1	1				
17	90465–08028	BRIDA	1	1				
18	5LV–81670–01	RECOGEDOR COMPL.	1	1				
19	90110–06018	TORNILLO ALLEN	2	2				
20	90465–08191	BRIDA	2	2				
21	5LV–85820–00	UNIDADDELSERVOMOTOR	1	1				
22	5PX–82566–70	INTERRUPTOR	1	1				
23	5JJ–82388–00	PLACA	1	1				
24	92017–05025	PERNO	2	2				
25	95607–05200	TUERCA DE AUTO-CIERRE	2	2				
26	5LV–8252H–00	PLACA	1	1				
27	90105–06020	TORNILLO	2	2				

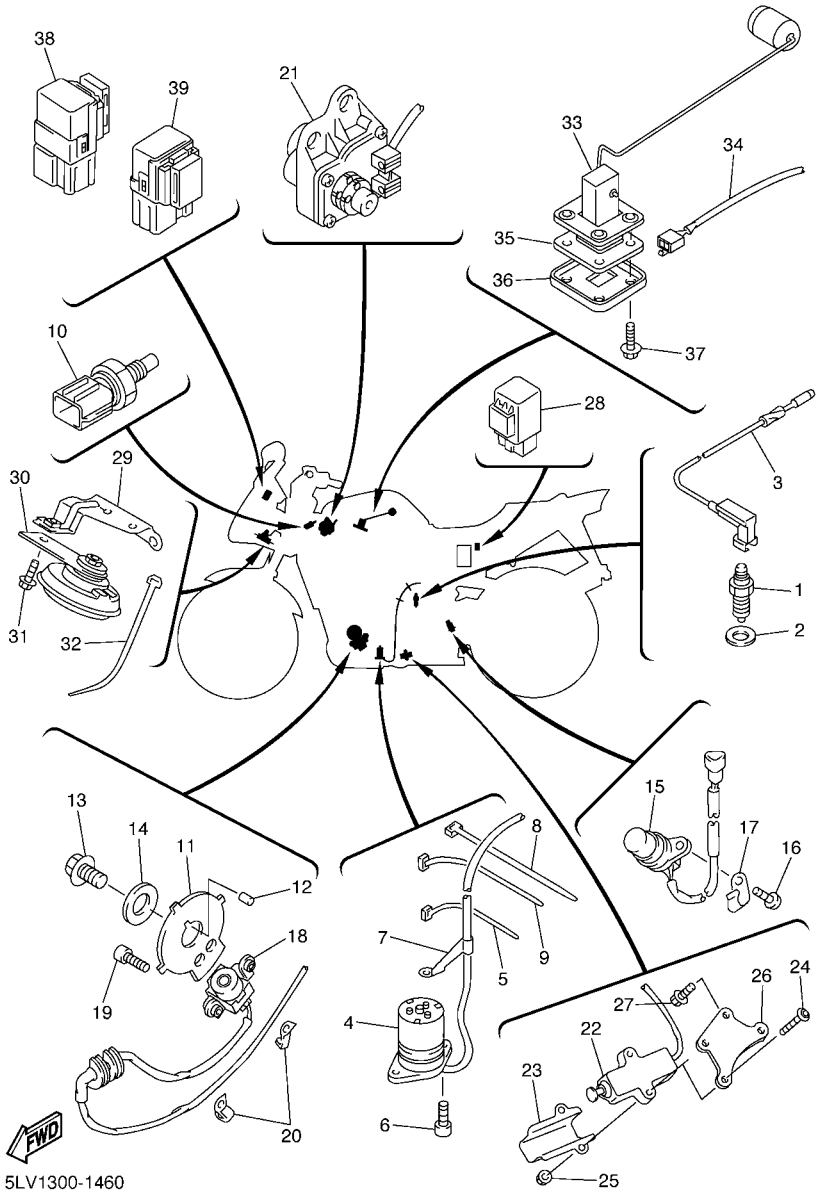

FIG. 46 EQUIPO ELECTRICO 2

REF. Nº	CODIGO Nº	DESCRIPCION	1C21	1C25				OBSERVACIONES
28	3GM–83350–01	RELE DE DESTELLADOR COMPL.	1	1				
29	5LV–23377–00	SOPORTE DE BOCINA	1	1				
30	4KM–83371–00	BOCINA	1	1				
31	95807–06010	TUERCA DE REBORDE	1	1				
32	90464–15195	BRIDA	1	1				
33	5LV–85752–00	UNIDAD TRANSM MED.COMBUST.	1	1				
34	5LV–82509–00	CABLE SUBCONDUCTOR	1	1				
35	4US–85753–00	EMPAQUE DE UNIDAD TRANSMISORA	1	1				
36	2JG–85757–00	SEGURO	1	1				
37	90119–05071	TORNILLO CON ARANDELA	4	4				
38	5JJ–81950–10	RELE COMPLETO	1	1				
39	5JJ–81950–20	RELE COMPLETO	1	1				

INDICE NUMERICO

CODIGO Nº	REF. Nº
5LV–11101–01	B – 2
5LV–11101–10	B – 2
4KG–1111G–00	B – 2
3TJ–11133–10	B – 2
1WG–11133–11	B – 2
4XV–11145–00	C – 7
4XV–11165–00	C – 7
5LV–11166–00	C – 7
5LV–11181–00	B – 2
5LV–11191–00	B – 2
5LV–11191–10	B – 2
5LV–11193–00	B – 2
214–11198–01	B – 12
5LV–1130E–01	C – 5
5LV–11411–00	B – 3
3GM–11416–00	B – 3
3GM–11416–10	B – 3
3GM–11416–20	B – 3
3GM–11416–A0	B – 3
3GM–11416–B0	B – 3
4XV–11549–00	B – 3
5LV–11603–00	B – 3
4XV–11631–10	B – 3
4XV–11633–00	B – 3
5PW–11650–00	B – 3
5JW–11654–00	B – 3
3GM–11656–00	B – 3
3GM–11656–10	B – 3
3GM–11656–A0	B – 3
3GM–11656–B0	B – 3
4XV–12111–00	B – 4
4XV–12112–00	B – 4
4XV–12113–00	B – 4
4XV–12114–00	B – 4
1HX–12116–01	B – 4
1HX–12117–00	B – 4
1WG–12117–00	B – 4
1HX–12118–00	B – 4
1WG–12118–00	B – 4
4SV–12119–00	B – 4
4TV–12119–00	B – 4
5LV–12121–00	B – 4
3GM–12126–00	B – 4
3FV–12153–00	B – 5
3LN–12153–00	B – 5
3FV–12153–10	B – 5
3LN–12153–10	B – 5
3FV–12153–20	B – 5

CODIGO Nº	REF. Nº
3LN–12153–20	B – 5
3FV–12153–30	B – 5
3LN–12153–30	B – 5
1HX–12168–00	B – 4
1HX–12168–20	B – 4
1HX–12168–40	B – 4
1HX–12168–60	B – 4
1HX–12168–80	B – 4
1HX–12168–A0	B – 4
1HX–12168–F0	B – 4
1HX–12168–H1	B – 4
1HX–12168–K1	B – 4
1HX–12168–M1	B – 4
1HX–12168–R1	B – 4
1HX–12168–U1	B – 4
1HX–12168–W1	B – 4
1HX–12168–Y1	B – 4
1HX–12169–11	B – 5
1HX–12169–31	B – 5
1HX–12169–50	B – 5
1HX–12169–70	B – 5
1HX–12169–90	B – 5
1HX–12169–E0	B – 5
1HX–12169–G0	B – 5
1HX–12169–J0	B – 5
1HX–12169–L0	B – 5
1HX–12169–N0	B – 5
1HX–12169–T0	B – 5
5JJ–12171–00	B – 6
4XV–12176–00	B – 6
5JJ–12181–00	B – 6
5LV–12210–00	B – 6
4FM–12213–00	B – 6
5BE–12241–00	B – 6
4XV–12251–00	B – 6
4XV–12252–00	B – 6
5LV–12405–00	B – 9
5LV–1240J–00	B – 10
5LV–1240K–00	B – 10
5LP–12411–00	B – 9
5LV–12417–00	B – 9
4XV–12421–00	B – 7
4XV–12422–00	B – 7
1UF–12435–00	B – 10
11H–12438–10	B – 7
4XV–12439–00	B – 7
5LV–1243A–00	B – 9
5LV–1243E–00	B – 10

CODIGO Nº	REF. Nº
5LV–1243F–00	B – 10
5LV–1244G–00	B – 10
4XV–12450–00	B – 7
5LV–12461–00	B – 9
22W–12462–00	B – 9
5LV–12464–00	B – 9
5LV–12465–00	B – 10
5LV–12467–00	B – 10
4XV–12469–00	B – 8
5LV–1246F–00	B – 10
5LV–12470–00	B – 10
5LV–12481–01	B – 7
5LV–12482–00	B – 8
5LV–12483–00	B – 8
5LV–12484–00	B – 9
4XV–12485–00	B – 7
5LV–12485–00	B – 8
5Y9–12491–00	F – 14
5LV–12551–00	B – 9
5LV–12552–00	B – 9
4XV–12576–00	B – 8
5LV–12576–00	B – 10
5LV–12577–00	B – 8
5LV–12578–00	B – 8
5LV–12579–00	B – 8
5LV–12588–00	B – 9
5LV–12589–00	B – 10
1AE–12591–01	B – 9
5LV–12822–00	B – 12
5JJ–13161–00	B – 12
5JJ–1316E–00	B – 11
4XV–13310–00	B – 7
4XV–13318–00	B – 12
4XV–13327–00	B – 11
4XV–13336–00	B – 7
5PW–13354–01	C – 13
4XV–13355–00	B – 7
4XV–13411–00	B – 11
4XV–13412–00	B – 11
5LV–13414–00	B – 12
4XV–13416–00	B – 12
5LV–13417–00	B – 12
5GH–13440–00	B – 12
5LV–13470–00	B – 12
4XV–13473–00	B – 12
5LV–13474–00	B – 13
4XV–13475–00	B – 12
5PW–13490–00	B – 12

CODIGO Nº	REF. Nº
16G–13569–00	B – 13
5LV–13586–01	B – 13
5LV–13596–01	B – 13
5LV–13892–00	B – 13
5LV–13895–00	B – 13
4XV–13898–00	B – 12
4SV–13907–02	E – 3
5LV–13926–00	B – 13
5LV–13971–00	E – 3
5EA–14103–00	C – 4
5MP–14105–00	C – 2
4KM–14107–15	C – 2
5DM–1410A–00	C – 2
5LV–14112–00	C – 2
5DM–14141–40	C – 2
4KM–14142–15	C – 2
354–14147–00	C – 3
36Y–14147–00	C – 4
5EA–14148–00	C – 4
127–14186–00	C – 2
4KP–14191–00	C – 3
4KM–14194–00	C – 3
3JE–14197–00	C – 3
4SV–14197–00	C – 4
5LV–14197–00	B – 13
4KM–14216–00	C – 3
1HX–14231–17	C – 3
1HX–14231–25	C – 3
3G2–14231–26	C – 2
3G2–1423A–59	C – 2
3G2–1423A–77	C – 2
5LV–14261–00	C – 2
5AP–14280–00	C – 3
5HK–14280–00	C – 3
4KG–14285–00	C – 4
4NK–14327–00	C – 3
5EL–14396–00	C – 4
5LV–14401–00	B – 13
5LV–14402–01	B – 13
5LV–14417–00	B – 14
5LV–14418–00	B – 14
5LV–14419–00	B – 14
5LV–1443E–00	B – 13
5LV–14451–00	B – 13
4XY–14452–00	B – 13
5LV–14453–00	B – 13
1AE–14457–00	B – 13
5LV–14463–00	B – 13

CODIGO Nº	REF. Nº
5EL–14480–00	C – 3
5LV–14485–00	B – 13
583–14561–00	C – 2
5DM–14561–00	C – 2
5EL–14561–00	C – 2
1FN–14565–00	C – 2
4WM–14565–00	C – 4
5DM–14565–00	C – 3
4XY–14589–00	C – 3
4SV–14592–00	C – 4
5LV–14610–01	C – 5
4FM–14613–00	C – 5
4SV–14638–00	C – 5
5PW–14683–00	C – 5
5LV–14710–01	C – 5
4XV–14714–00	C – 5
4KM–14714–01	B – 15
3KJ–14737–00	E – 12
5LV–14803–00	B – 15
5JJ–14811–00	C – 5
4SV–14821–00	C – 5
5LV–14826–00	C – 5
5LV–14849–00	C – 5
2TK–14865–01	C – 5
5EA–14867–00	C – 3
5LV–14867–00	B – 15
5LV–14872–00	B – 15
5LV–14873–00	B – 15
5LV–14881–00	B – 15
5JJ–14882–00	B – 15
5LV–14882–00	B – 15
5LV–14883–00	B – 15
5LV–14900–00	C – 2
5LV–14901–00	C – 2
5LV–14902–00	C – 2
5LV–14903–00	C – 2
5LV–14904–00	C – 2
5LV–1490J–00	C – 2
5LV–1490J–10	C – 2
3EN–1490K–00	C – 4
5EL–14918–00	C – 2
5DM–14919–00	C – 4
5LV–14919–00	C – 4
5LV–14933–00	C – 2
4SV–14935–00	C – 4
5DM–14936–00	C – 4
5AP–14940–00	C – 3
5DM–14985–00	C – 2

CODIGO Nº	REF. Nº
5DM–14987–00	C – 4
5EA–14987–10	C – 4
4SV–14987–20	C – 4
4SV–14987–30	C – 4
5EA–14996–00	C – 4
4SV–14996–40	C – 4
5LV–15100–01	C – 7
5LV–15100–10	C – 7
5LV–15113–00	C – 10
5JJ–15163–00	C – 14
2H7–15361–00	C – 7
3F9–15362–00	C – 9
5LV–15411–00	C – 9
5LV–15411–10	C – 9
4XV–15416–00	C – 9
5LV–15416–00	C – 9
5LV–15418–00	C – 9
5LV–15418–10	C – 9
5LV–15421–00	C – 9
5LV–15421–10	C – 9
5EG–15425–00	C – 10
5LV–15425–00	C – 10
5LV–15441–01	C – 10
4XV–15451–00	C – 9
5LV–15456–00	C – 9
4XV–15461–00	C – 9
4XV–15463–00	C – 10
5PW–15515–00	C – 11
4XV–15517–00	C – 11
4XV–15521–00	C – 11
4XV–15570–00	C – 11
5LV–16150–00	C – 12
4XV–16154–00	C – 13
5LV–16154–00	C – 12
5LV–16309–09	C – 13
4FN–16321–00	C – 12
5LV–16321–00	C – 12
5LV–16321–10	C – 12
5LV–16321–20	C – 12
168–16324–00	C – 12
168–16325–00	C – 12
31A–16325–00	C – 12
5LV–16340–00	C – 13
132–16346–00	D – 3
5EB–16351–01	C – 12
5LV–16356–00	C – 12
5LV–16371–00	C – 12
5LV–16382–00	C – 12

INDICE NUMERICO

CODIGO Nº	REF. Nº
5LV–16383–00	C – 12
5LV–16384–00	C – 12
5JJ–17121–01	C – 14
5JJ–17131–00	C – 14
5JJ–17151–00	C – 14
5JJ–17161–00	C – 14
5JJ–17211–00	C – 15
5JJ–17221–00	C – 14
5JJ–17231–00	C – 15
5JJ–17241–00	C – 14
5JJ–17251–00	C – 15
5PW–17261–00	C – 14
5LV–17402–00	C – 14
5LV–17411–00	C – 14
4XV–17460–00	C – 15
5LV–18101–00	D – 3
5LV–18110–00	D – 3
5EB–18112–01	D – 3
5EB–18113–00	D – 3
5LV–18115–00	D – 3
5LV–18116–00	D – 3
4XV–18127–00	D – 3
5JJ–18140–00	D – 3
4XV–18154–00	D – 3
4XV–18511–00	D – 2
5JJ–18512–00	D – 2
4XV–18513–00	D – 2
4XV–18531–00	D – 2
4XV–18536–00	D – 2
5LV–18540–00	D – 2
136–18542–00	D – 2
5LV–21110–20	D – 4
5LV–21150–10	D – 4
4XV–2116A–00	D – 4
4XV–2116J–00	D – 4
5LV–2117E–00	D – 6
5LV–2117F–00	D – 4
5LV–2117M–00	D – 4
1JK–21268–00	D – 5
4DN–21268–00	D – 10
5DM–21296–00	E – 2
3YX–21308–00	E – 4
5DM–21346–00	E – 2
5LV–21346–00	E – 2
5LV–21400–00	D – 4
3YX–2143A–00	D – 4
4DN–2144G–00	E – 13
4X7–2149Y–00	B – 13

CODIGO Nº	REF. Nº
5LV–21511–00–P2	D – 6
5LV–21511–00–P3	D – 6
5LV–21511–00–P5	D – 6
5LV–21611–00	D – 6
4HM–2162A–00	D – 6
5LV–2162A–00	D – 6
4HM–21647–00	D – 6
5LV–21651–00–P2	D – 7
5LV–21651–00–P3	D – 7
5LV–21651–00–P4	D – 7
5LV–21669–00	F – 10
5LV–21711–00	D – 9
5LV–21721–00	D – 9
5LV–2172W–00	D – 9
5JJ–2172X–00	D – 6
5LV–2174X–00	D – 9
1AA–21815–00	D – 9
5LV–21871–00	D – 9
1AA–21874–00	D – 9
5LV–22110–00	D – 10
5LV–22110–10	D – 10
5JJ–22128–00	D – 10
3GM–22141–01	D – 10
5LV–22151–01	D – 10
5LV–2217A–00	D – 10
5LV–2217M–00	D – 10
3FV–22184–00	D – 10
4BH–2219X–00	D – 4
5LV–22210–00	D – 12
3YF–22216–01	D – 12
5LV–22311–00	D – 11
5LV–23102–10	D – 14
5LV–23103–10	D – 14
5LV–23106–00	D – 14
5LV–23107–00	D – 14
5LV–23110–00	D – 14
5LV–23111–10	D – 14
4TX–23115–00	D – 14
5LV–23118–00	D – 14
4KM–23123–01	D – 15
4TX–23125–A0	D – 14
4TX–23135–A0	D – 14
5LV–23141–00	D – 14
4TX–23144–00	D – 14
4TX–23145–00	D – 14
4TX–23156–00	D – 14
5LV–23170–00	D – 14
5LV–23173–00	D – 14

CODIGO Nº	REF. Nº
5LV–2318Y–00	D – 14
5LV–23317–01	D – 13
4TX–2331G–00	D – 14
5LV–23340–00	D – 15
5LV–23377–00	F – 15
1W1–23416–00	D – 13
26H–23418–01	D – 13
5DM–2341B–00	F – 8
3VD–23434–00	D – 13
4H7–23441–00–98	D – 13
5LV–23442–01	D – 13
5LV–23445–00	D – 13
3FV–23462–00	D – 13
341–23469–00	D – 13
5LV–23472–00	D – 13
5VX–2411B–00	E – 2
4YR–24181–00	E – 2
5DM–24181–00	E – 2
5LV–24181–00	E – 2
5LV–24181–10	E – 2
5LV–24182–00	E – 3
5LV–24183–00	E – 3
5LV–24183–10	E – 2
2GH–24186–00	E – 2
5LV–24191–01	E – 2
5LV–24311–00	E – 3
5LV–24312–00	E – 3
5LV–24398–00	E – 3
5EL–24411–00	C – 2
2VN–24500–01	E – 2
4X8–24512–00	E – 2
3AJ–24523–00	E – 3
3AJ–24534–00	E – 2
1FK–24560–10	E – 3
5JJ–24602–00	E – 3
4BP–24705–00	E – 4
5LV–2470F–10	E – 4
5LV–24723–00	D – 7
5LV–24723–10	D – 7
18A–24724–00	F – 3
3L7–24724–00	D – 7
5LV–24724–00	D – 7
5LV–24724–10	D – 7
4HM–24728–00	E – 4
5LV–24730–10	E – 4
5LV–24737–00	E – 4
1T4–24741–00	E – 4
5LV–2474A–00–P2	D – 7

CODIGO Nº	REF. Nº
5LV–2474A–00–P3	D – 7
5LV–2474A–00–P4	D – 7
5LV–2474W–00–P2	D – 7
5LV–2474W–00–P3	D – 7
5LV–2474W–00–P4	D – 7
4HM–2478E–00	E – 4
4BP–24792–00	E – 4
4XV–25117–00	E – 5
4XV–25168–01–98	E – 5
4XV–25181–00	E – 5
5LV–25317–00	E – 7
5LV–25338–00–98	E – 7
5LV–25364–00	E – 7
5JJ–25366–00	E – 7
5LV–25371–00	E – 7
4FM–25381–10	E – 8
4XV–25383–00	E – 7
5LV–25383–00	E – 8
4XV–25388–00	E – 7
4XV–25389–00	E – 7
5MT–25398–00	E – 5
	E – 7
5MT–25398–10	E – 5
	E – 7
5MT–25398–20	E – 5
	E – 7
5LV–25444–00	E – 7
5DM–2580T–00	E – 6
5DM–2580U–00	E – 6
5LV–2580W–00	E – 9
5LV–25819–00	E – 8
5LV–2581K–01	E – 15
5PX–2581T–00	E – 6
4BP–2582A–00	E – 15
3GM–2582W–A0	E – 9
4BP–2583V–01	E – 15
5LV–25849–00	E – 9
2KF–25852–50	E – 15
4HM–25854–00	E – 11
360–25854–01	E – 15
2GU–25855–00	E – 15
4BP–2585F–00	E – 15
3LN–2585G–00	E – 15
4HM–25867–00	E – 11
5LV–25872–01	E – 11
5LV–25873–01	E – 11
5LV–25874–01	E – 11
5LV–25875–01	E – 11

CODIGO Nº	REF. Nº
4FM–25876–01	E – 15
5LV–25876–01	E – 11
42H–25885–01	E – 11
4BH–25886–02	F – 2
47X–25894–00	E – 15
5LV–25895–00	E – 15
3FV–2589F–00	E – 11
4SV–25919–00	E – 6
5LV–25919–00	E – 9
4SV–25924–00	E – 6
5LV–25924–00	E – 9
3GM–25925–00	E – 6
	E – 9
5LV–26111–10	E – 10
5LV–2622H–00	E – 12
5LV–2622J–00	E – 14
4YR–26240–01	E – 10
4YR–26241–01	E – 10
51J–26246–01	E – 10
5LV–26280–00	F – 3
5LV–26290–00	F – 4
4SV–26298–00	F – 4
5LV–26311–00	E – 10
5LV–26312–00	E – 10
5LV–26330–00	E – 10
5LV–26335–00	E – 10
5LV–27111–00	E – 14
1A0–27114–00	E – 14
5LV–27211–00	E – 15
5LV–27217–10	E – 14
4BP–27222–01	E – 15
5LV–27311–00	E – 12
36Y–27352–00	E – 12
5LV–27410–00	E – 12
4BP–27413–00	E – 12
5LV–2741A–00	E – 13
5LV–2741E–01	E – 14
5LV–27420–00	E – 12
1NL–27424–00	E – 12
36Y–27424–00	E – 14
4XV–27424–00	C – 5
5LV–27430–02	E – 13
5LV–27431–01	E – 13
5JJ–27437–00	E – 13
5LV–27440–02	E – 13
5LV–27441–01	E – 13
5LV–27442–01	E – 12
5LV–27443–02	E – 13

CODIGO Nº	REF. Nº
5LV–27813–00	E – 15
5LV–28100–00	D – 7
1C2–28199–S0	D – 8
4PT–28217–00	D – 9
5LV–28307–00	F – 3
5LV–28307–10	F – 3
5LV–28315–30	F – 3
5LV–28315–40	F – 3
5LV–28336–00	F – 4
5LV–28337–00	F – 4
5LV–28346–10	F – 8
5LV–2834E–00	F – 3
5LV–28356–00	F – 3
5LV–2835G–00–P2	F – 3
5LV–2835G–00–P3	F – 3
5LV–2835G–00–P5	F – 3
5LV–2836A–00	F – 3
5LV–2836B–01	F – 3
5LV–2836E–00	F – 3
5LV–2836K–00	F – 3
5LV–2836L–00	F – 3
5LV–28371–00	F – 4
5LV–28381–00	F – 3
5LV–28390–30	F – 3
5LV–81410–00	F – 5
4XV–81450–00	F – 5
5LV–81670–01	F – 14
4XV–81673–00	F – 14
3AJ–81801–00	F – 6
5LV–81815–00	F – 6
3AJ–81826–00	F – 6
4XV–8182A–00	F – 6
11H–81844–00	F – 6
1FK–81847–00	F – 6
4XV–81890–00	F – 6
4YR–81940–00	F – 12
5JJ–81950–10	F – 15
5EB–81950–20	F – 13
5JJ–81950–20	F – 13
	F – 15
5FL–81960–00	F – 13
5EA–82100–11	F – 12
5LV–82115–00	F – 12
5LV–82116–10	F – 12
26L–82131–00	F – 12
4HM–82131–00	D – 6
4J2–82131–01	E – 4
5JJ–82151–20	F – 12

INDICE NUMERICO

CODIGO Nº	REF. Nº
5JJ–82151–30	F – 12
5LV–82305–40	F – 12
5LV–82310–00	F – 12
5LV–82317–00	F – 12
5LV–82320–00	F – 12
4XV–82370–01	F – 12
5JJ–82388–00	F – 14
5LV–82501–20	F – 12
5LV–82509–00	F – 15
4BH–82511–09	F – 12
5LV–8252H–00	F – 14
5LV–82530–00	F – 12
3GB–82540–01	F – 14
5LV–82541–00	F – 14
5PX–82566–70	F – 14
5LV–82576–00	F – 13
5LV–82590–20	F – 12
1UA–82591–00	E – 3
	E – 11
	F – 13
5LV–82910–01	F – 11
3YX–82917–01	F – 11
5DM–83310–00	F – 7
306–83311–40	F – 7
5DM–8331L–00	F – 7
5DM–83320–00	F – 7
5LV–83330–00	F – 7
4JH–83332–00	F – 7
5LV–83340–00	F – 7
4JH–83342–00	F – 7
3GM–83350–01	F – 15
4KM–83371–00	F – 15
4XV–83513–00	F – 10
4YR–83517–00	F – 8
4YR–83517–10	F – 8
4YR–83534–00	F – 8
5LV–8353E–00	F – 8
5LV–83570–40	F – 8
5LV–83572–00	F – 8
5JJ–83591–00	F – 14
4YR–8362Y–00	F – 8
5LV–83755–00	F – 14
4XV–83912–11	F – 11
5JJ–83913–00	F – 11
5EB–83922–01	E – 11
437–83936–01	F – 13
4XV–83945–00	F – 11
5LV–83951–00	F – 11

CODIGO Nº	REF. Nº
5LV–83969–00	F – 11
5LV–83975–02	F – 11
4HM–83980–00	E – 11
5LV–84310–00	F – 9
5LV–84312–00	F – 9
8V0–84314–10	F – 9
4SV–84347–00	F – 9
5LV–84359–20	F – 9
5LV–84397–00	F – 9
5LV–84553–00	F – 9
5LV–84559–00	F – 9
5JJ–84710–01	F – 10
1A2–84714–41	F – 10
5JJ–84735–00	F – 10
3Y6–85130–02	D – 7
5LV–85720–01	F – 14
5LV–85750–00	F – 8
5LV–85752–00	F – 15
4US–85753–00	F – 15
2JG–85757–00	F – 15
5LV–85820–00	F – 14
4XY–85885–00	C – 4
5DM–W0041–50	E – 11
4BP–W0042–50	E – 15
4SV–W0045–00	E – 6
5LV–W0046–50	E – 9
3GM–W0047–10	E – 6
3MA–W0047–10	E – 6
5EA–W0047–50	E – 9
1J3–W0048–00	E – 6
	E – 9
4SV–W0057–00	E – 6
4SV–W0057–10	E – 6
5EA–W0057–50	E – 9
5LV–W2341–00	D – 13
4HM–W2585–01	E – 11
5DM–W2587–01	E – 11
5LV–Y2410–10–X3	E – 2
5LV–Y2410–10–X4	E – 2
5LV–Y2410–10–X6	E – 2
90101–08662	E – 12
90101–08766	E – 7
90101–10659	D – 10
90101–12749	D – 10
90105–06020	F – 14
90105–06026	B – 2
90105–060A0	E – 11
90105–06154	B – 7

CODIGO Nº	REF. Nº
90105–07342	B – 6
90105–08015	C – 7
90105–08042	D – 4
90105–083A9	E – 7
90105–08447	E – 14
90105–093A5	C – 7
90105–10027	D – 4
90105–10028	D – 4
90105–10290	F – 14
90105–10376	D – 10
90105–105A0	E – 9
90105–105A6	F – 5
90105–105A7	E – 6
90109–063F1	D – 7
90109–064G6	E – 6
90109–065G3	C – 7
90109–066F0	B – 2
90109–080G5	F – 12
90109–081G0	E – 2
90109–083E0	E – 12
90109–083G4	E – 9
90109–087F1	E – 14
90109–100E6	E – 14
90109–103A9	E – 13
90109–10662	D – 12
90110–05112	E – 3
90110–06018	B – 11
	B – 12
	C – 7
	F – 14
90110–06019	B – 11
90110–06025	C – 5
90110–06026	B – 7
90110–06063	B – 7
90110–06065	C – 11
90110–06124	C – 10
90110–06200	F – 3
90110–06224	C – 10
90110–06225	B – 12
90110–06226	B – 8
	B – 9
	D – 2
90110–08071	F – 3
90110–08220	E – 12
90110–10191	D – 4
90110–10N52	D – 14
90111–06005	E – 12
90111–06019	D – 3

CODIGO Nº	REF. Nº
90111–10004	D – 4
90116–10485	E – 7
90116–10619	C – 7
90119–05071	F – 15
90119–06007	D – 11
90119–06096	D – 6
90119–06108	D – 9
90119–06118	D – 10
90119–06187	C – 5
90119–06205	D – 6
90149–06011	E – 3
90149–06013	F – 5
90149–06165	D – 9
90149–06286	C – 14
90149–06298	D – 4
90149–06308	E – 4
90150–05023	F – 3
90150–05039	D – 7
90153–06029	B – 8
90154–05007	F – 4
90154–05013	F – 3
90154–06005	B – 14
90154–06061	D – 6
90157–05079	E – 12
90159–05004	E – 14
90159–05187	E – 13
90159–06006	C – 12
90159–06085	E – 15
90164–05014	F – 9
	F – 10
90170–06228	D – 3
90170–08010	E – 15
90170–20327	C – 12
90173–06017	F – 3
90176–10075	B – 2
90176–22081	D – 13
90179–05523	F – 3
90179–06009	D – 6
90179–06635	E – 4
90179–08327	B – 3
90179–08410	C – 5
90179–10006	B – 2
90179–10414	B – 2
90179–22063	C – 15
90179–25033	D – 13
90183–04039	F – 13
90183–05061	D – 7
90183–06023	D – 6

CODIGO Nº	REF. Nº
90183–06053	D – 6
	E – 15
90185–10060	E – 14
90185–12119	D – 10
90185–18104	D – 10
90185–24165	E – 8
90201–04018	D – 6
90201–042E0	F – 13
90201–050T4	C – 5
90201–05725	D – 7
90201–06042	E – 12
90201–06071	B – 9
90201–06380	F – 8
90201–08083	E – 15
90201–08089	C – 11
90201–081R9	E – 12
90201–08612	C – 5
90201–087F0	D – 7
90201–096J9	C – 7
90201–10013	B – 2
90201–10118	E – 11
	E – 15
90201–10119	C – 13
90201–10141	D – 13
90201–101J1	D – 10
	D – 12
90201–10321	D – 14
90201–103U7	F – 5
90201–10669	E – 14
90201–106M5	C – 5
90201–107K6	F – 14
90201–120K4	D – 3
90201–12163	C – 13
90201–12541	B – 7
90201–186M4	D – 10
90201–220T0	D – 13
90201–224L4	C – 15
90201–24013	E – 8
90201–43008	C – 13
90202–05193	E – 3
90202–06170	F – 3
90202–24190	D – 13
90202–26142	D – 13
90206–17084	D – 3
	E – 13
90209–06008	B – 10
90209–08295	E – 12
90209–25342	C – 14

CODIGO Nº	REF. Nº
90209–25349	C – 14
90209–25350	C – 14
90209–30343	C – 14
90209–30344	C – 14
90209–30345	C – 14
90215–20231	C – 12
90215–30233	C – 15
90240–08124	E – 15
90243–08029	E – 12
90267–40029	B – 14
90267–40076	D – 6
90269–07077	D – 7
90269–08058	F – 12
90338–08226	D – 6
90338–09012	E – 11
90338–16262	C – 7
90338–20263	C – 7
90340–14132	B – 12
90340–27129	B – 2
90340–32002	C – 9
90340–32116	C – 9
90387–06008	D – 7
90387–06014	E – 13
90387–06022	D – 11
90387–061K9	D – 4
90387–061W9	E – 2
90387–06299	E – 2
90387–065J6	D – 6
90387–067W9	B – 10
90387–07391	B – 9
	B – 15
90387–082W9	C – 6
90387–102R4	D – 10
90387–10636	E – 14
90387–106U7	C – 5
90387–1211D	D – 3
90387–126Y1	D – 10
90387–127W0	D – 10
90387–2200T	E – 5
90387–2511A	C – 15
90387–28001	E – 8
90387–2810U	C – 14
90387–2811B	C – 14
90387–30001	C – 14
90387–3310V	C – 14
90387–3311C	C – 14
90401–10159	E – 11
	E – 15

INDICE NUMERICO

CODIGO Nº	REF. Nº
90401–10160	E – 11
90401–20145	B – 12
90430–06014	B – 2
	B – 7
	C – 11
90430–08143	C – 9
90430–10148	F – 14
90430–10171	D – 14
90445–08007	D – 9
90445–09007	B – 15
90445–10021	E – 3
90445–11587	B – 13
90445–170K9	E – 14
90445–197J2	E – 12
90446–17346	E – 13
90450–22017	B – 10
90450–28014	B – 8
90450–35001	B – 8
90450–38040	B – 8
	B – 9
90450–63096	B – 13
90462–10182	F – 5
90464–08189	D – 4
	F – 12
90464–09M31	E – 3
90464–10186	B – 10
90464–10190	D – 4
	F – 12
90464–12045	F – 12
90464–13073	F – 12
	F – 14
90464–13077	F – 13
	F – 14
90464–15192	F – 13
90464–15195	D – 4
	F – 15
90464–16025	D – 6
90464–20003	F – 7
90464–20181	D – 4
90464–23041	F – 13
90464–23239	E – 7
90464–25098	F – 13
90464–25217	D – 4
	F – 12
90464–36001	B – 10
90464–44109	B – 10
	E – 3
90464–62085	F – 7

CODIGO Nº	REF. Nº
90465–08013	F – 14
90465–08028	F – 14
90465–08191	F – 14
90467–06194	B – 10
90467–08003	B – 10
	D – 9
90467–08092	B – 10
	B – 15
90467–09006	E – 3
90467–10039	B – 13
90467–10041	B – 13
90467–11090	B – 9
90467–12124	E – 3
90467–13071	E – 15
90467–13114	E – 3
90467–14015	B – 13
90467–14057	E – 15
90467–15054	B – 15
90467–16009	C – 7
90467–22100	B – 15
90467–23177	B – 15
90468–08104	B – 14
	C – 7
90468–12069	B – 3
90480–12072	D – 6
90480–12596	B – 10
90480–12613	D – 9
90480–13003	F – 4
90480–13567	D – 9
90480–14100	D – 7
90480–14229	F – 9
90480–14585	F – 8
90480–15316	B – 15
90480–15363	B – 9
90480–18171	F – 10
90501–064L1	D – 2
90501–15001	E – 13
90501–230E4	C – 12
90506–14002	D – 3
90506–20006	E – 12
90506–20377	E – 13
90506–23509	E – 14
90506–40508	E – 14
90508–13007	C – 12
90508–20572	E – 12
90508–295B2	D – 3
90560–06201	F – 4
91314–06012	B – 15

CODIGO Nº	REF. Nº
91314–06020	C – 9
91314–06025	C – 9
91314–06030	C – 10
91314–06035	C – 9
91314–06040	C – 9
	E – 13
91314–06045	C – 9
91314–06060	B – 2
91314–08025	D – 15
91314–08030	D – 13
91314–08045	D – 15
91316–06020	E – 11
91317–04025	F – 13
91317–05010	E – 3
	E – 10
91317–05030	F – 11
91317–05050	F – 11
91317–06012	B – 12
	F – 5
91317–06014	F – 14
91317–06016	B – 8
91317–06020	B – 13
91317–06025	B – 7
	B – 12
91317–06035	B – 7
91317–06040	B – 7
91317–06110	E – 2
91317–08030	D – 13
91380–04006	C – 5
91401–20012	E – 15
91808–16023	B – 2
91808–30031	B – 7
92014–06016	B – 10
92014–06025	B – 10
92014–08012	C – 9
92014–08020	E – 15
92017–05025	F – 14
92017–06014	C – 11
92901–04100	C – 3
92902–04100	E – 11
92902–04600	E – 11
92907–04600	B – 14
92907–06600	B – 10
	E – 2
92907–08600	C – 12
92907–10200	D – 13
92907–12600	D – 10
92990–04600	C – 5

CODIGO Nº	REF. Nº
92990–06600	C – 5
93101–12004	D – 3
93102–12106	C – 13
93102–12372	B – 7
93102–45465	C – 15
93106–28043	E – 5
93106–35042	E – 7
93106–40013	E – 7
93109–17071	D – 10
93210–06667	B – 7
	B – 11
93210–09165	B – 11
93210–12790	C – 7
93210–13361	B – 14
93210–14579	B – 12
93210–15566	B – 12
93210–16314	C – 8
93210–18417	B – 8
93210–235A1	B – 8
93210–23787	B – 9
93210–27194	C – 9
93210–27370	B – 8
93210–32172	C – 10
93210–34504	D – 14
93210–357A2	B – 7
93210–47675	B – 8
93210–49046	B – 9
93306–00106	B – 7
93306–00304	C – 12
93306–00420	E – 5
93306–07806	E – 7
93306–20531	E – 7
93306–20705	C – 14
93306–27208	C – 14
93306–37209	C – 15
93306–37807	C – 14
93310–228S5	C – 12
93310–338S6	C – 11
93315–42523	D – 10
93317–11020	C – 13
93317–11287	C – 13
	D – 3
93317–21746	D – 10
93317–31771	D – 10
93317–43580	E – 7
93399–99931	D – 13
93399–99932	D – 13
93410–08072	C – 11

CODIGO Nº	REF. Nº
93440–07149	B – 2
93440–10153	B – 2
93440–28062	C – 14
93440–32063	C – 14
93440–72049	C – 15
93501–04011	E – 13
93603–12007	B – 7
93603–17070	B – 7
93604–10011	B – 7
93604–29151	F – 14
93607–44190	B – 6
93608–21002	C – 9
93900–00030	E – 5
	E – 7
94580–25078	B – 11
94582–05116	E – 7
94591–49130	B – 6
94701–00318	B – 2
94701–00319	B – 2
95024–06012	B – 2
95024–06020	B – 8
95024–06025	B – 6
	D – 6
	F – 6
95027–06008	F – 12
95027–06010	D – 13
95027–06012	B – 9
95027–06016	F – 4
95027–06020	E – 11
	F – 11
95027–08025	D – 7
95304–06700	D – 3
95307–06600	F – 8
95307–08600	E – 7
95307–10600	D – 14
95380–06600	F – 12
95604–06200	E – 13
95604–08100	E – 15
95606–06100	E – 11
95607–05200	D – 7
	F – 14
95607–06100	F – 11
95607–08200	D – 4
	E – 8
95607–10100	D – 12
	D – 13
95607–10200	D – 4
	D – 10

CODIGO Nº	REF. Nº
95607–10200	E – 7
95617–08625	B – 2
95617–10100	D – 10
95707–06500	E – 4
	F – 4
95807–06010	B – 14
	F – 3
	F – 15
95807–06016	B – 14
95807–06020	F – 13
95807–06025	E – 2
95814–06050	C – 7
95814–08025	C – 5
95817–06016	B – 9
95817–06045	C – 7
95817–06055	C – 7
95817–06060	C – 7
95817–06065	C – 7
95817–06070	C – 7
95817–08040	C – 5
95817–08050	C – 7
95817–10180	D – 4
95817–10190	D – 4
95824–06020	D – 3
95827–06010	B – 8
	B – 15
	E – 2
	F – 2
95827–06012	B – 9
95827–06020	B – 9
	B – 15
95827–06025	B – 9
97027–06030	E – 2
97080–05012	C – 5
97080–06008	C – 5
97080–06020	F – 12
97702–40610	F – 7
97707–40018	F – 8
97707–50016	F – 9
97707–50020	F – 12
97707–50120	B – 13
97707–50130	B – 13
97707–60020	D – 6
98501–04014	C – 3
98502–03005	C – 3
98502–04012	E – 11
98502–05008	C – 3
98506–05014	C – 3

INDICE NUMERICO

CODIGO Nº	REF. Nº
98507–03008	E – 2
98507–04008	C – 2
98507–04010	F – 11
98507–05025	F – 11
98507–06008	E – 13
98507–06014	B – 10
98507–06020	B – 13
98582–04010	C – 3
98582–05008	C – 4
98582–05016	C – 3
98701–04008	C – 3
98701–04014	C – 3
98704–03020	F – 11
98706–04012	E – 11
98907–06012	D – 4
99001–07600	C – 12
99009–10400	C – 13
99009–52500	E – 7
99246–00080	D – 7
99530–08012	B – 12
	C – 9
99530–10014	C – 7
99530–10114	C – 7

CODIGO Nº	REF. Nº

CODIGO Nº	REF. Nº

CODIGO Nº	REF. Nº

CODIGO Nº	REF. Nº

CODIGO Nº	REF. Nº